


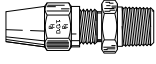
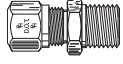
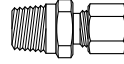
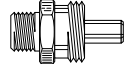

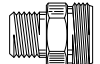
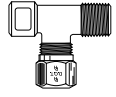

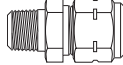
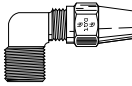
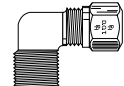
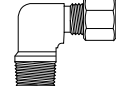
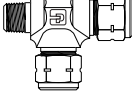
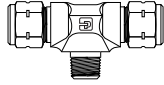
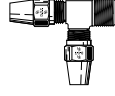


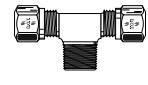
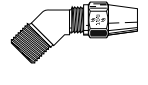
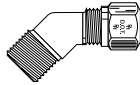
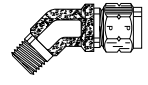
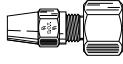
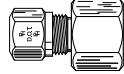
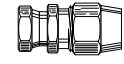
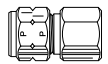
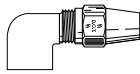
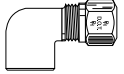
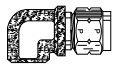


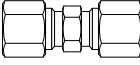

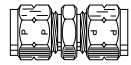
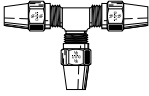
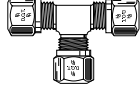
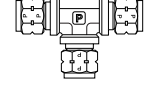



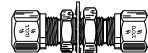


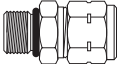

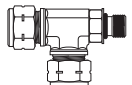
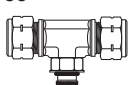









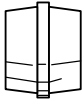






Compression Style Transportation



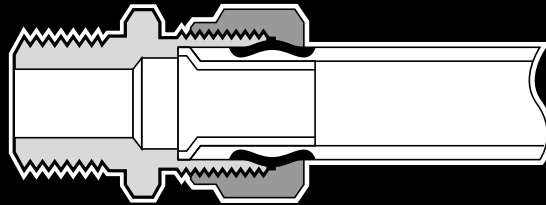
Air Brake-NTA® Fittings	G4
Transmission Fittings	G11
Air Brake-AB Fittings	G13
Air Brake Hose Ends	G18
Vibra-Lok Fittings	G22

The World Standard

Tube to Male NPTF	VS68AB Male Connector  Page G15	VS68NTA Male Connector  Page G8	68TF Male Connector  Page G12	68RB Male Connector Body Only  Page G21	68RBSG Male Connector w/ Spring Guard  Page G21	76RB Adapter  Page G21
	VS176NTA Adapter Tee  Page G8	68VL Male Connector  Page G25	682VL Tank Fitting  Page G25	VS269AB Male Elbow  Page G15	VS269NTA Male Elbow  Page G9	269TF Male Elbow  Page G12
171VL Male Run Tee  Page G26	172VL Male Branch Tee  Page G26	VS271AB Male Run Tee  Page G16	VS271NTA Male Run Tee  Page G9	VS272AB Male Branch Tee  Page G16	VS272NTA Male Branch Tee  Page G10	VS279AB 45° Male Elbow  Page G16
VS279NTA 45° Male Elbow  Page G10	179VL 45° Male Elbow  Page G27	Tube to Female NPTF	66AB Female Connector  Page G14	66NTA Female Connector  Page G7	66RBSV Female Connector  Page G20	66VL Female Connector  Page G24
270AB Female Elbow  Page G16	270NTA Female Elbow  Page G9		170VL Female Elbow  Page G26	207ACBH Anchor Coupling  Page G17	Tube to Tube	62AB Union  Page G14
62TF Union  Page G12	62RB Union  Page G20	62VL Union  Page G24	264AB Union Tee  Page G15	264NTA Union Tee  Page G8		164VL Union Tee  Page G25
265NTA Union Elbow  Page G9	Bulkhead Unions	62ABH Bulkhead Union  Page G14	62ANBH Bulkhead Union  Page G6	62NBH Bulkhead Union  Page G7	62NFBH Bulkhead Union  Page G7	66NBH Bulkhead Union  Page G7
Tube to Straight Thread		685VLV Male Connector  Page G25	1695VLV Male Elbow  Page G26	1715VLV Male Run Tee  Page G26	1725VLV Male Branch Tee  Page G27	Auxiliary Components

<p>61NTA Nut</p>  <p>Page G6</p>	<p>61TF Nut</p>  <p>Page G12</p>	<p>61RB Nut</p>  <p>Page G20</p>	<p>61RBSG Spring Guard Nut</p>  <p>Page G20</p>	<p>67RBSG Nut & Spring</p>  <p>Page G20</p>	<p>61VL Nut</p>  <p>Page G24</p>	<p>60AB Sleeve</p>  <p>Page G14</p>
<p>60NTA Sleeve</p>  <p>Page G6</p>	<p>60TF Sleeve</p>  <p>Page G12</p>	<p>60RB Sleeve</p>  <p>Page G20</p>	<p>60VL Sleeve</p>  <p>Page G24</p>	<p>60VLV Viton Sleeve</p>  <p>Page G24</p>	<p>56RBSG Spring</p>  <p>Page G20</p>	<p>63NTA Tube Support</p>  <p>Page G6</p>

G



Air Brake-NTA® Fittings

NTA Advantages

Meets D.O.T. FMVSS 571.106 air brake specifications. Utilizes ribbed sleeve for compression and positive grip. NTA bodies (less tube supports) are interchangeable with AB (SAE J246) fitting bodies. NTA fittings are pre-applied with Locite Vibra-Seal® 516 on all male pipe threads.

No Special Tools Needed

You can assemble tubing to Parker NTA fittings, no need to flare. Machined from CA 360, CA 345 or CA 377 brass. Broad selection of styles available.

Specifications

Meets functional requirements of the SAE automotive tube fitting standards: SAE J246 and SAE J1131.

Applications

Use with SAE J844 Type A and B nylon tubing in air brake systems or in cab air controls. Acceptable for use with diesel oil fuels when used with Parker Parflex Division diesel fuel tubing.

Working Pressure Ranges

Up to 150 psi.

Temperature Ranges

Fittings will withstand variations from -40° to +200°F.

Order

By part number. Nuts and sleeves may be ordered as separate items by their catalog number.

Nomenclature

Part numbers are constructed from symbols that identify the style and size of the fitting. The first series of numbers and letters identifies the style and type fitting. The second series of numbers describes the size.

Example:

	VS	68	NTA	-10	-8
Locite Vibra Seal® 516	—	—	—	—	—
Male Connector	—	—	—	—	—
Nylon Tube Air Brake Fitting	—	—	—	—	—
5/8" (10/16) Tube Size	—	—	—	—	—
1/2" (8/16) Pipe Thread	—	—	—	—	—

Sizes

Tube sizes are determined by the numbers of sixteenths of an inch in the tube O.D.

Special Fittings

Fitting configurations and/or sizes other than those shown in the catalog can be furnished. It is suggested that a print or sketch be submitted with the inquiry.

Pricing

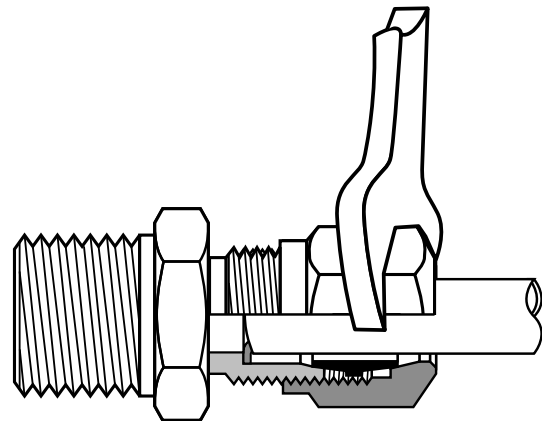
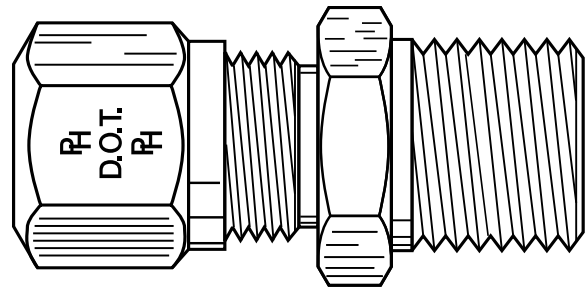
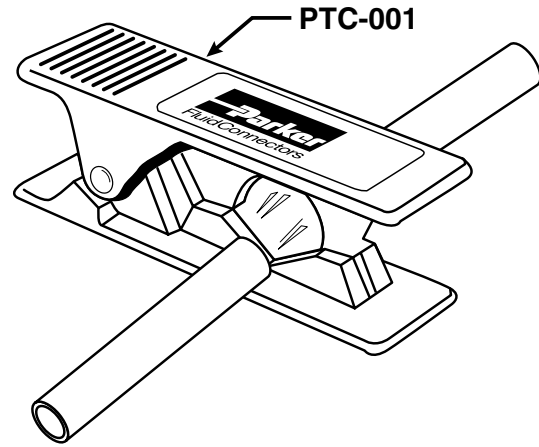
Only items priced in current supplementary price list PL3501 are carried in stock. Price and delivery for non-stock items furnished on request for specified quantity.

G

Assembly Instructions

1. Cut tubing squarely—maximum of 15° angle allowable.
 - Use of Parker tube cutter PTC-001 is recommended.
2. Check that port or mating part is clean and free of debris.
3. Insert tubing into fitting until it bottoms on seat.
4. Tighten nut with wrench until one thread remains visible on the fitting body; (this will allow for a number of remakes) or, the nut should be screwed down finger tight, then the wrench-tightened as indicated in the following table.

Tube Size	Additional Number of turns from hand- tight
1/4	3
3/8 & 1/2	4
5/8 & 3/4	3-1/2



Sleeve 60NTA

Ref. SAE 100115

PART NO.	TUBE SIZE	A	D	L
60NTA-3*	3/16	.255	.194	.23
60NTA-4	1/4	.359	.256	.30
60NTA-6	3/8	.479	.384	.39
60NTA-8	1/2	.624	.509	.43
60NTA-10	5/8	.746	.634	.49
60NTA-12	3/4	.922	.760	.54

*Meets D.O.T. FMVSS 571.106 specification. No applicable SAE specification for this tube size.

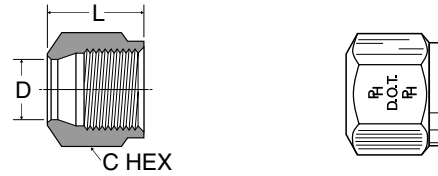


Nut 61NTA

Ref. SAE 100110

PART NO.	TUBE SIZE	STRAIGHT THREAD	C HEX	D	L
61NTA-3*	3/16	5/16-24	7/16	.194	.40
61NTA-4	1/4	7/16-24	9/16	.256	.45
61NTA-6	3/8	17/32-24	5/8	.384	.63
61NTA-8	1/2	11/16-20	13/16	.509	.72
61NTA-10	5/8	13/16-18	15/16	.634	.77
61NTA-12	3/4	1-18	1-1/8	.762	.81

*Meets D.O.T. FMVSS 571.106 specification. No applicable SAE specification for this tube size.

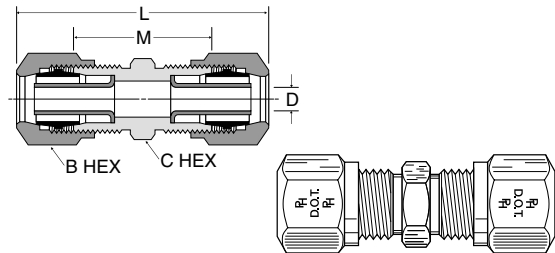


G

Union 62NTA

Ref. SAE 100101 BA

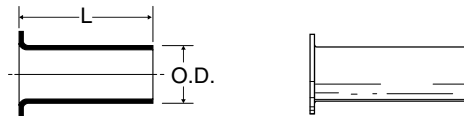
PART NO.	TUBE SIZE	STRAIGHT THREAD	B HEX	C HEX	L	M	FLOW DIA. D
62NTA-4	1/4	7/16-24	9/16	7/16	1.49	.83	.137
62NTA-6	3/8	17/32-24	5/8	9/16	2.00	1.08	.217
62NTA-8	1/2	11/16-20	13/16	11/16	2.33	1.29	.338
62NTA-10	5/8	13/16-18	15/16	13/16	2.39	1.41	.398
62NTA-12	3/4	1-18	1-1/8	1	2.60	1.58	.523



Stainless Steel Insert 63NTA

(For SAE J844 Tubing)

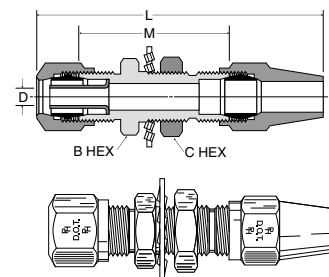
PART NO.	TUBE SIZE	L	O.D.
63NTA-4	1/4	.53	.163
63NTA-6	3/8	.64	.245
63NTA-8	1/2	.81	.370
63NTA-10	5/8	.86	.434
63NTA-12	3/4	1.04	.559



Bulkhead Union 62ANBH

(NTA & Air Brake)

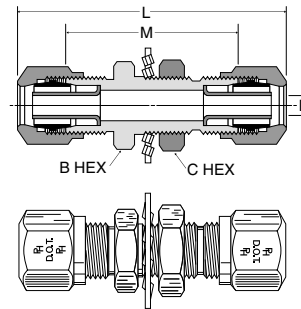
PART NO.	TUBE SIZE	STRAIGHT THREAD	B HEX	C HEX	L	M	FLOW DIA. D	BULKHEAD HOLE DIA.
62ANBH-4	1/4	7/16-24	9/16	9/16	2.28	1.38	.137	7/16
62ANBH-6	3/8	17/32-24	11/16	3/4	2.97	1.62	.217	17/32
62ANBH-8	1/2	11/16-20	13/16	1	3.36	1.88	.338	11/16



Bulkhead Union 62NBH

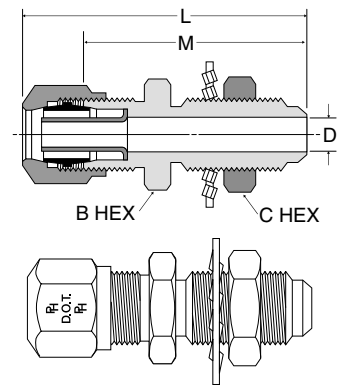
PART NO.	TUBE SIZE	STRAIGHT THREAD	B HEX	C HEX	L	M	FLOW DIA. D	BULKHEAD HOLE DIA.
62NBH-3*	3/16	5/16-24	7/16	7/16	1.80	1.21	.087	5/16
62NBH-4	1/4	7/16-24	9/16	9/16	2.04	1.38	.137	7/16
62NBH-6	3/8	17/32-24	11/16	3/4	2.54	1.62	.217	17/32
62NBH-8	1/2	11/16-20	13/16	1	2.92	1.88	.338	11/16
62NBH-10	5/8	13/16-18	15/16	1	3.04	2.02	.398	13/16

*Meets D.O.T. FMVSS 571.106 specifications.
No applicable SAE specification for this tube size.



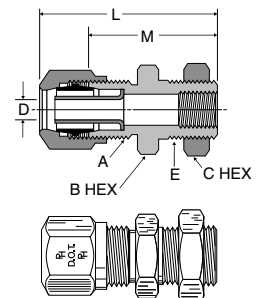
Bulkhead Union 62NFBH

PART NO.	TUBE SIZE	FLARE SIZE	STRAIGHT THREAD	B HEX	C HEX	L	M	FLOW DIA. D	BULKHEAD HOLE DIA.
62NFBH-4	1/4	1/4	7/16-24	9/16	9/16	2.04	1.38	.137	7/16
62NFBH-6	3/8	3/8	17/32-24	11/16	3/4	2.54	1.62	.217	5/8
62NFBH-8	1/2	1/2	11/16-20	13/16	1	2.92	1.88	.338	3/4
62NFBH-10	5/8	5/8	13/16-18	15/16	1	3.04	2.02	.398	7/8
62NFBH-10-6	5/8	3/8	11/16-20	7/8	3/4	2.43	1.90	.280	5/8
62NFBH-10-8	5/8	1/2	13/16-18	7/8	7/8	2.90	2.40	.400	3/4



Bulkhead Union 66NBH

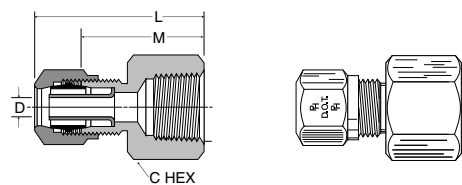
PART NO.	TUBE SIZE	PIPE THREAD	A STRAIGHT THREAD	E STRAIGHT THREAD	B HEX	C HEX	L	M	FLOW DIA. D	BULKHEAD HOLE DIA.
66NBH-8-6	1/2	3/8	11/16-20	7/8-14	1-1/16	1-1/16	1.94	1.42	.338	7/8



Female Connector 66NTA

Ref. SAE 100103 BA

PART NO.	TUBE SIZE	PIPE THREAD	STRAIGHT THREAD	C HEX	L	M	FLOW DIA. D
66NTA-4-2	1/4	1/8	7/16-24	9/16	1.17	.84	.137
66NTA-4-4	1/4	1/4	7/16-24	11/16	1.40	1.07	.137
66NTA-6-2	3/8	1/8	17/32-24	9/16	1.46	1.00	.217
66NTA-6-4	3/8	1/4	17/32-24	11/16	1.64	1.18	.217
66NTA-6-6	3/8	3/8	17/32-24	7/8	1.64	1.18	.217
66NTA-8-6	1/2	3/8	11/16-20	7/8	1.79	1.27	.338
66NTA-8-8	1/2	1/2	11/16-20	1-1/16	1.96	1.44	.338
66NTA-10-6	5/8	3/8	13/16-18	7/8	1.80	1.31	.398
66NTA-10-8	5/8	1/2	13/16-18	1-1/16	1.99	1.50	.398

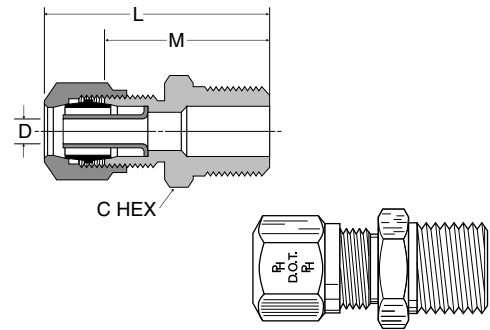


Male Connector VS68NTA

Ref. SAE 100102 BA

PART NO.	TUBE SIZE	PIPE THREAD	STRAIGHT THREAD	C HEX	L	M	FLOW DIA. D
VS68NTA-3-1*	3/16	1/16	5/16-24	3/8	1.16	.87	.087
VS68NTA-3-2*	3/16	1/8	5/16-24	7/16	1.15	.86	.087
VS68NTA-3-4*	3/16	1/4	5/16-24	9/16	1.35	1.05	.087
VS68NTA-4-2	1/4	1/8	7/16-24	7/16	1.22	.89	.137
VS68NTA-4-4	1/4	1/4	7/16-24	9/16	1.43	1.10	.137
VS68NTA-4-6	1/4	3/8	7/16-24	11/16	1.47	1.14	.137
VS68NTA-6-2	3/8	1/8	17/32-24	9/16	1.49	1.03	.217
VS68NTA-6-4	3/8	1/4	17/32-24	9/16	1.67	1.21	.217
VS68NTA-6-6	3/8	3/8	17/32-24	11/16	1.70	1.24	.217
VS68NTA-6-8	3/8	1/2	17/32-24	7/8	1.89	1.43	.217
VS68NTA-8-4	1/2	1/4	11/16-20	11/16	1.85	1.33	.338
VS68NTA-8-6	1/2	3/8	11/16-20	11/16	1.85	1.33	.338
VS68NTA-8-8	1/2	1/2	11/16-20	7/8	2.04	1.52	.338
VS68NTA-10-6	5/8	3/8	13/16-18	13/16	1.88	1.39	.398
VS68NTA-10-8	5/8	1/2	13/16-18	7/8	2.10	1.58	.398
VS68NTA-12-6	3/4	3/8	1-18	1	2.00	1.49	.440
VS68NTA-12-8	3/4	1/2	1-18	1	2.19	1.68	.523
VS68NTA-12-12	3/4	3/4	1-18	1-1/8	2.22	1.71	.523

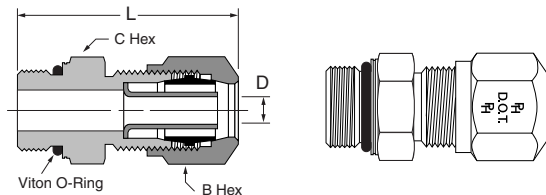
*Meets D.O.T. FMVSS 571.106 specifications. No applicable SAE specification for this tube size.



NTA to Metric Adaptor 68NTA-X-MIX

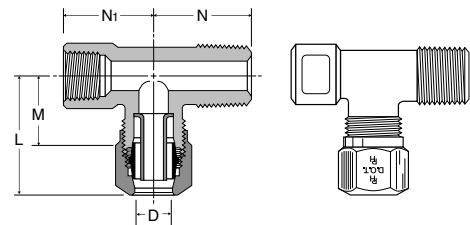
PART NUMBER	TUBE SIZE	METRIC THREAD	B HEX	C HEX	L	D
68NTA-4-MI10	1/4	M10 x 1.0	9/16	9/16	1.33	.140

Note: Viton o-ring is standard



Adapter Tee VS176NTA

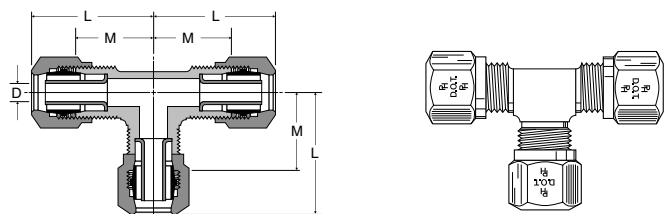
PART NO.	TUBE SIZE	PIPE THREAD	STRAIGHT THREAD	L	M	N	N1	FLOW DIA. D
VS176NTA-4-2	1/4	1/8	7/16-24	1.02	.69	.75	.66	.137



Union Tee 264NTA

Ref. SAE 100401 BA

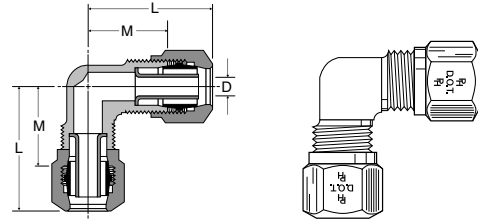
PART NO.	TUBE SIZE	STRAIGHT THREAD	L	M	FLOW DIA. D
264NTA-4	1/4	7/16-24	.95	.62	.137
264NTA-6	3/8	17/32-24	1.24	.78	.217
264NTA-8	1/2	11/16-20	1.45	.93	.338
264NTA-10	5/8	13/16-18	1.58	1.09	.398



Union Elbow 265NTA

Ref. SAE 100201 BA

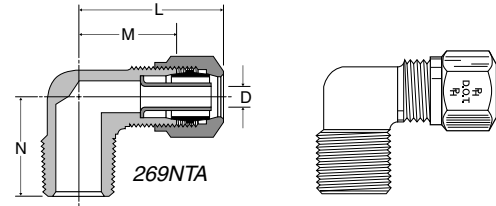
PART NO.	TUBE SIZE	STRAIGHT THREAD	L	M	FLOW DIA. D
265NTA-4	1/4	7/16-24	.95	.62	.137
265NTA-6	3/8	17/32-24	1.25	.79	.217
265NTA-8	1/2	11/16-20	1.45	.93	.338
265NTA-10	5/8	13/16-18	1.58	1.09	.398



Male Elbow VS269NTA

Ref. SAE 100202 BA

PART NO.	TUBE SIZE	PIPE THREAD	STRAIGHT THREAD	L	M	N	FLOW DIA. D
VS269NTA-3-2*	3/16	1/8	5/16-24	.90	.60	.67	.087
VS269NTA-3-4*	3/16	1/4	5/16-24	.91	.62	.87	.087
VS269NTA-4-2	1/4	1/8	7/16-24	.95	.62	.66	.137
VS269NTA-4-4	1/4	1/4	7/16-24	1.00	.68	.87	.137
VS269NTA-4-6	1/4	3/8	7/16-24	1.16	.73	.86	.137
VS269NTA-6-2	3/8	1/8	17/32-24	1.19	.73	.75	.217
VS269NTA-6-4	3/8	1/4	17/32-24	1.25	.79	.92	.217
VS269NTA-6-6	3/8	3/8	17/32-24	1.30	.84	.91	.217
VS269NTA-6-8	3/8	1/2	17/32-24	1.40	.94	1.10	.217
VS269NTA-8-4	1/2	1/4	11/16-20	1.38	.86	.99	.338
VS269NTA-8-6	1/2	3/8	11/16-20	1.44	.92	.99	.338
VS269NTA-8-8	1/2	1/2	11/16-20	1.55	1.03	1.18	.338
VS269NTA-10-6	5/8	3/8	13/16-18	1.49	1.00	1.05	.398
VS269NTA-10-8	5/8	1/2	13/16-18	1.58	1.09	1.24	.398
VS269NTA-10-12	5/8	3/4	13/16-18	1.76	1.25	1.32	.400
VS269NTA-12-8	3/4	1/2	1-18	1.70	1.19	1.33	.523
VS269NTA-12-12	3/4	3/4	1-18	1.77	1.26	1.32	.523

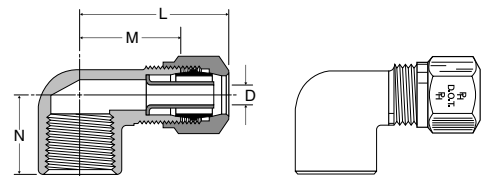


*Meets D.O.T. FMVSS 571.106 specifications. No applicable SAE specification for this tube size.

Female Elbow 270NTA

Ref. SAE 100203 BA

PART NO.	TUBE SIZE	PIPE THREAD	STRAIGHT THREAD	L	M	N	FLOW DIA. D
270NTA-3-2*	3/16	1/8	5/16-24	.96	.67	.52	.087
270NTA-4-2	1/4	1/8	7/16-24	1.02	.69	.52	.137
270NTA-4-4	1/4	1/4	7/16-24	1.11	.78	.71	.137
270NTA-6-2	3/8	1/8	17/32-24	1.29	.83	.59	.217
270NTA-6-4	3/8	1/4	17/32-24	1.35	.89	.77	.217
270NTA-6-6	3/8	3/8	17/32-24	1.39	.93	.77	.217
270NTA-8-6	1/2	3/8	11/16-20	1.55	1.03	.82	.338
270NTA-8-8	1/2	1/2	11/16-20	1.65	1.13	1.01	.338
270NTA-10-8	5/8	1/2	13/16-18	1.70	1.19	1.07	.398

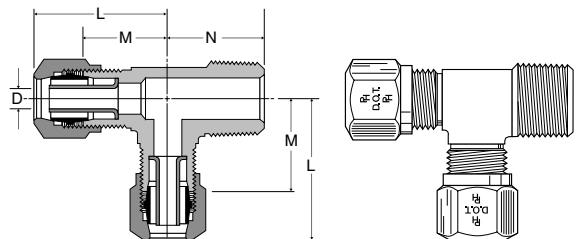


*Meets D.O.T. FMVSS 571.106 specification. No applicable SAE specification for this tube size.

Male Run Tee VS271NTA

Ref. SAE 100424 BA

PART NO.	TUBE SIZE	PIPE THREAD	STRAIGHT THREAD	L	M	N	FLOW DIA. D
VS271NTA-4-2	1/4	1/8	7/16-24	.95	.62	.66	.137
VS271NTA-4-4	1/4	1/4	7/16-24	1.00	.68	.87	.137
VS271NTA-6-4	3/8	1/4	17/32-24	1.25	.79	.92	.217
VS271NTA-6-6	3/8	3/8	17/32-24	1.30	.84	.91	.217
VS271NTA-8-6	1/2	3/8	11/16-20	1.45	.93	.99	.338
VS271NTA-8-8	1/2	1/2	11/16-20	1.55	1.03	1.18	.338
VS271NTA-10-8	5/8	1/2	13/16-18	1.60	1.09	1.24	.398

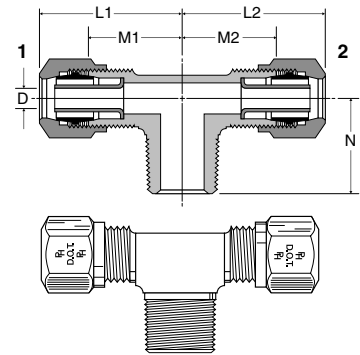


Male Branch Tee VS272NTA

Ref. SAE 100425 BA

PART NO.	TUBE 1	TUBE 2	PIPE THREAD	STRAIGHT THREAD	L1	L2	M1	M2	N	FLOW DIA. D
VS272NTA-3-2*	3/16	3/16	1/8	7/16-24	.90	.90	.61	.61	.66	.087
VS272NTA-4-2	1/4	1/4	1/8	7/16-24	.95	.95	.62	.62	.66	.137
VS272NTA-4-4	1/4	1/4	1/4	7/16-24	1.00	1.00	.68	.68	.87	.137
VS272NTA-6-2	3/8	3/8	1/8	17/32-24	1.18	1.18	.72	.72	.75	.217
VS272NTA-6-4	3/8	3/8	1/4	17/32-24	1.25	1.25	.91	.91	.92	.217
VS272NTA-6-4-4	3/8	1/4	1/4	7/16-24	.99	1.25	.67	.79	.91	.137
				17/32-24						
VS272NTA-6-6	3/8	3/8	3/8	17/32-24	1.30	1.30	.84	.84	.91	.217
VS272NTA-8-4	1/2	1/2	1/4	11/16-20	1.41	1.41	.89	.89	.99	.338
VS272NTA-8-6	1/2	1/2	3/8	11/16-20	1.45	1.45	.93	.93	.99	.338
VS272NTA-8-8	1/2	1/2	1/2	11/16-20	1.55	1.55	1.03	1.03	1.18	.338
VS272NTA-10-8	5/8	5/8	1/2	13/16-18	1.60	1.60	1.09	1.09	1.24	.398

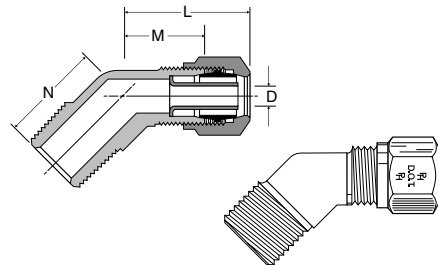
*Meets D.O.T. FMVSS 571.106 specifications. No applicable SAE specification for this tube size.



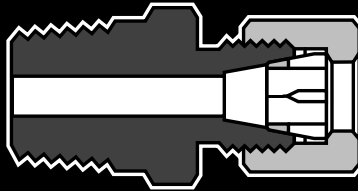
45° Elbow VS279NTA

Ref. SAE 100302 BA

PART NO.	TUBE SIZE	PIPE THREAD	STRAIGHT THREAD	L	M	N	FLOW DIA. D
VS279NTA-4-2	1/4	1/8	7/16-24	.81	.49	.63	.137
VS279NTA-4-4	1/4	1/4	7/16-24	.93	.60	.85	.137
VS279NTA-6-2	3/8	1/8	17/32-24	1.17	.71	.68	.217
VS279NTA-6-4	3/8	1/4	17/32-24	1.17	.71	.85	.217
VS279NTA-6-6	3/8	3/8	17/32-24	1.21	.75	.94	.217
VS279NTA-6-8	3/8	1/2	17/32-24	1.24	.78	1.16	.217
VS279NTA-8-4	1/2	1/4	11/16-20	1.36	.84	.94	.338
VS279NTA-8-6	1/2	3/8	11/16-20	1.36	.84	.94	.338
VS279NTA-8-8	1/2	1/2	11/16-20	1.39	.87	1.16	.338
VS279NTA-10-6	5/8	3/8	13/16-18	1.43	.94	.98	.398
VS279NTA-10-8	5/8	1/2	13/16-18	1.42	.93	1.16	.398
VS279NTA-12-8	3/4	1/2	1-18	1.61	1.10	1.18	.523



G



Transmission Fittings

Advantages

Parker Air Transmission Fittings utilize a specially designed slotted sleeve to help eliminate notch stress related to over-torque. The fitting design is ideally suited for use in pressure protected air transmission applications.

Application

Use with SAE J844 type A nylon tubing in pressure protected air transmission applications.

Technical Data

- Working pressure from 0 to 150 psi
- Working temperature from -40° F to +220°F

Assembly Instructions

1. Cut tubing squarely.
2. Insert tubing into fitting until bottomed.
3. Tighten nut 1 1/2 turns from finger tight.

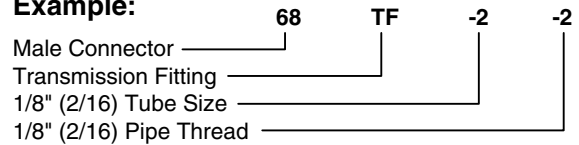
Order

By part number and name. Nuts and sleeves may be ordered as separate items by their catalog number.

Nomenclature

Part numbers are constructed from symbols that identify the style and size of the fitting. The first series of numbers and letters identify the style and type of fitting. The second series describe the size.

Example:



Sizes

Tube sizes are determined by the number of sixteenths of an inch in the tube O.D.

Special Fittings

Fitting configurations and/or sizes other than those shown in the catalog can be furnished. It is suggested that a print or sketch be submitted with the inquiry.

Pricing

Only items priced in current supplementary price list PL3501 are carried in stock. Price and delivery for non-stock items furnished on request for specified quantities.

G

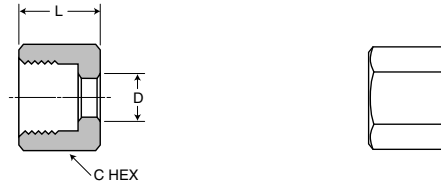
Sleeve 60TF

PART NO.	TUBE SIZE	A	D	L
60TF-2	1/8	.235	.130	0.17
60TF-5/32	5/32	.251	.165	0.18



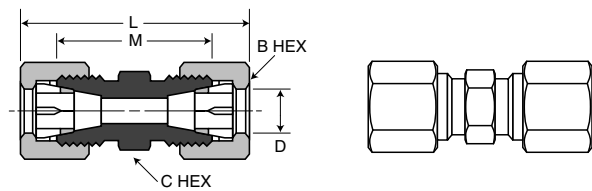
Nut 61TF

PART NO.	TUBE SIZE	D	L	STRT THD	C HEX
61TF-2	1/8	.133	.32	5/16-24	3/8
61TF-5/32	5/32	.163	.32	5/16-24	3/8



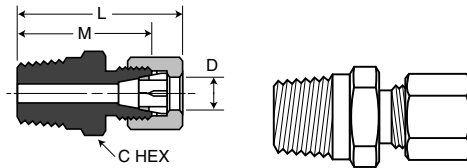
Union 62TF

PART NO.	TUBE SIZE	D	L	STRT THD	M	C HEX	B HEX
62TF-2	1/8	0.109	1.04	5/16-24	.68	5/16	3/8
62TF-5/32	5/32	0.068	1.04	5/16-24	.68	5/16	3/8



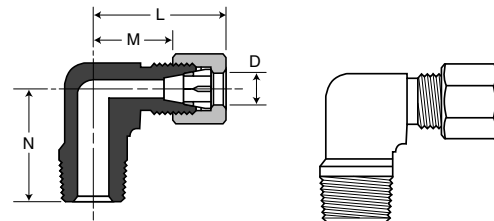
Male Connector 68TF

PART NO.	TUBE SIZE	PIPE THREAD	D	L	STRT THD	M	C HEX
68TF-2-1	1/8	1/16	.109	.96	5/16-24	.78	11/32
68TF-2-2	1/8	1/8	.109	.96	5/16-24	.78	7/16
68TF-5/32-1	5/32	1/16	.068	.84	5/16-24	.66	11/32
68TF-5/32-2	5/32	1/8	.068	.96	5/16-24	.78	7/16

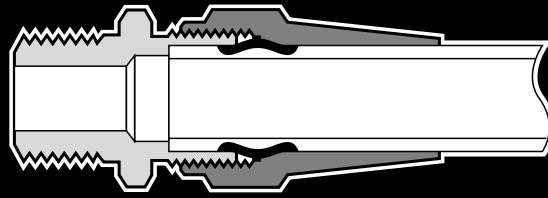


Male Elbow 269TF

PART NO.	TUBE SIZE	PIPE THREAD	D	L	STRT THD	M	N
269TF-2-2	1/8	1/8	.109	.79	5/16-24	.61	.66
269TF-5/32-2	5/32	1/8	.068	.79	5/16-24	.61	.66



G



Air Brake-AB Fittings

AB Advantages

Easy to assemble, no flaring required. Extruded from CA 360 or CA 345 brass. Readily available in broad selection of configurations and sizes. AB fittings are pre-applied with Locite Vibra-Seal® 516 on all male pipe threads.

Specifications

AB fittings meet DOT FMVSS571.106 performance specifications when assembled with 63NTA tube support (page 83) and SAE J844 nylon tubing. Meets functional requirements of SAE J246.

Applications

Use with copper tubing in air brake systems. Air Brake bodies (with addition of NTA tube support) are interchangeable with NTA bodies for use with SAE J844 nylon tubing.

Working Pressure Ranges

Up to 400 psi.

Temperature Ranges

Fittings will withstand variations from -65° to +250°F.

Assembly Instructions

1. Cut tubing squarely and remove burrs.
2. Slide nut and sleeve onto tubing.
3. Insert tubing into fitting until bottomed on seat. The nut should be screwed down finger-tight, then wrench-tightened as indicated below (This will allow a number of remakes):

Tube Size	Additional Number of Turns from Hand-Tight
1/4, 3/8, 1/2	2
5/8, 3/4	3

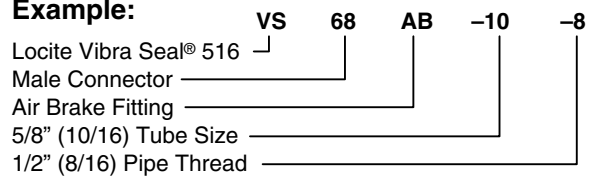
Order

By part number. Nuts and sleeves may be ordered as separate items by their catalog number.

Nomenclature

Part numbers are constructed from symbols that identify the style and size of the fitting. The first series of numbers and letters identifies the style and type fitting. The second series of numbers describes the size.

Example:



Sizes

Tube sizes are determined by the numbers of sixteenths of an inch in the tube O.D.

Special Fittings

Fitting configurations and/or sizes other than those shown in the catalog can be furnished. It is suggested that a print or sketch be submitted with the inquiry.

Pricing

Only items priced in current supplementary price list PL3501 are carried in stock. Price and delivery for non-stock items furnished on request for specified quantity.

G

Sleeve 60AB

Ref. SAE 120115

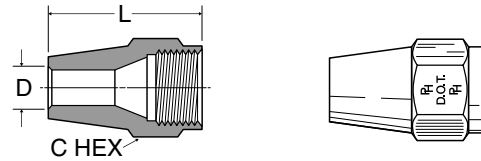
PART NO.	TUBE SIZE	A	D	L
60AB-4	1/4	.322	.255	.250
60AB-6	3/8	.461	.382	.310
60AB-8	1/2	.594	.507	.380
60AB-10	5/8	.734	.632	.440
60AB-12	3/4	.874	.758	.500
60AB-16	1	1.152	1.008	.626



Nut 61AB

Ref. SAE 120111

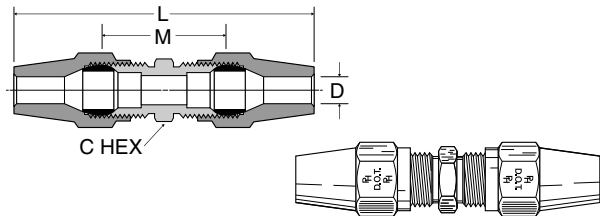
PART NO.	TUBE SIZE	STRAIGHT THREAD	C HEX	D	L
61AB-4	1/4	7/16-24	9/16	.256	.75
61AB-6	3/8	17/32-24	5/8	.384	1.13
61AB-8	1/2	11/16-20	13/16	.509	1.25
61AB-10	5/8	13/16-18	15/16	.634	1.38
61AB-12	3/4	1-18	1-1/8	.760	1.56
61AB-16	1	1-1/4-16	1-3/8	1.010	1.69



Union 62AB

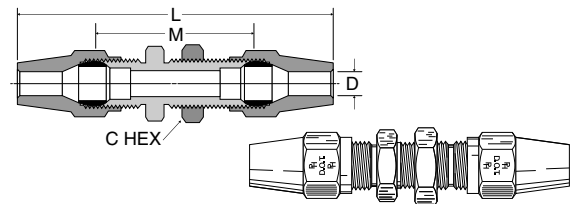
Ref. SAE 120101 BA

PART NO.	TUBE SIZE	STRAIGHT THREAD	C HEX	L	M	FLOW DIA. D
62AB-4	1/4	7/16-24	7/16	1.98	.83	.189
62AB-6	3/8	17/32-24	9/16	2.87	1.08	.314
62AB-8	1/2	11/16-20	11/16	3.21	1.29	.405
62AB-10	5/8	13/16-18	13/16	3.59	1.41	.531
62AB-12	3/4	1-18	1	4.08	1.59	.656



Bulkhead Union 62ABH

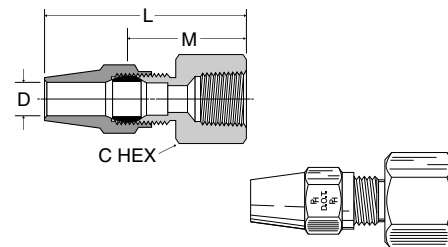
PART NO.	TUBE SIZE	STRAIGHT THREAD	C HEX	L	M	FLOW DIA. D	BULKHEAD HOLE DIA.
62ABH-4	1/4	7/16-24	9/16	2.53	1.38	.188	7/16
62ABH-6	3/8	17/32-24	3/4	3.41	1.62	.314	17/32
62ABH-8	1/2	11/16-20	1	3.80	1.88	.408	11/16



Female Connector 66AB

Ref. SAE 120103 BA

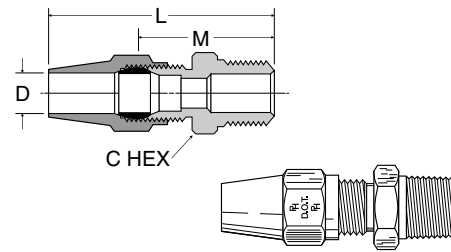
PART NO.	TUBE SIZE	PIPE THREAD	STRAIGHT THREAD	C HEX	L	M	FLOW DIA. D
66AB-4-2	1/4	1/8	7/16-24	9/16	1.42	.84	.188
66AB-4-4	1/4	1/4	7/16-24	11/16	1.65	1.07	.188
66AB-6-2	3/8	1/8	17/32-24	9/16	1.89	1.00	.314
66AB-6-4	3/8	1/4	17/32-24	11/16	2.07	1.18	.314
66AB-6-6	3/8	3/8	17/32-24	7/8	2.07	1.18	.314
66AB-8-6	1/2	3/8	11/16-20	7/8	2.23	1.27	.408
66AB-8-8	1/2	1/2	11/16-20	1-1/16	2.40	1.44	.408
66AB-10-6	5/8	3/8	13/16-18	7/8	2.40	1.31	.533
66AB-10-8	5/8	1/2	13/16-18	1-1/16	2.59	1.50	.533



Male Connector VS68AB

Ref. SAE 120102 BA

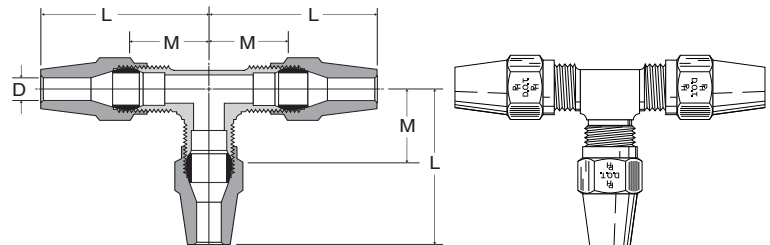
PART NO.	TUBE SIZE	PIPE THREAD	STRAIGHT THREAD	C HEX	L	M	FLOW DIA. D
VS68AB-4-2	1/4	1/8	7/16-24	7/16	1.47	.89	.189
VS68AB-4-4	1/4	1/4	7/16-24	9/16	1.68	1.10	.189
VS68AB-4-6	1/4	3/8	7/16-24	11/16	1.72	1.14	.189
VS68AB-6-2	3/8	1/8	17/32-24	9/16	1.92	1.03	.189
VS68AB-6-4	3/8	1/4	17/32-24	9/16	2.10	1.21	.314
VS68AB-6-6	3/8	3/8	17/32-24	11/16	2.13	1.24	.314
VS68AB-6-8	3/8	1/2	17/32-24	7/8	2.32	1.43	.314
VS68AB-8-4	1/2	1/4	11/16-20	11/16	2.29	1.33	.314
VS68AB-8-6	1/2	3/8	11/16-20	11/16	2.29	1.33	.408
VS68AB-8-8	1/2	1/2	11/16-20	7/8	2.48	1.52	.408
VS68AB-10-6	5/8	3/8	13/16-18	13/16	2.48	1.39	.408
VS68AB-10-8	5/8	1/2	13/16-18	7/8	2.67	1.58	.533
VS68AB-12-8	3/4	1/2	1-18	1	2.92	1.68	.533
VS68AB-12-12	3/4	3/4	1-18	1-1/8	2.95	1.71	.658
VS68AB-16-12	1	3/4	1-1/4-16	1-1/4	3.20	1.81	.750



Union Tee 264AB

Ref. SAE 120401 BA

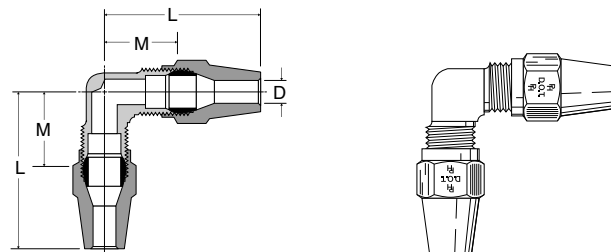
PART NO.	TUBE SIZE	STRAIGHT THREAD	L	M	FLOW DIA. D
264AB-4	1/4	7/16-24	1.20	.62	.189
264AB-6	3/8	17/32-24	1.67	.78	.314
264AB-8	1/2	11/16-20	1.89	.93	.408
264AB-10	5/8	13/16-18	2.18	1.09	.533



Union Elbow 265AB

Ref. SAE 120201 BA

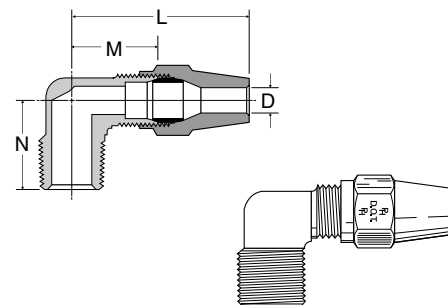
PART NO.	TUBE SIZE	STRAIGHT THREAD	L	M	FLOW DIA. D
265AB-4	1/4	7/16-24	1.20	.62	.189
265AB-6	3/8	17/32-24	1.68	.79	.314
265AB-8	1/2	11/16-20	1.89	.93	.408
265AB-10	5/8	13/16-18	2.18	1.09	.533



Male Elbow VS269AB

Ref. SAE 120202 BA

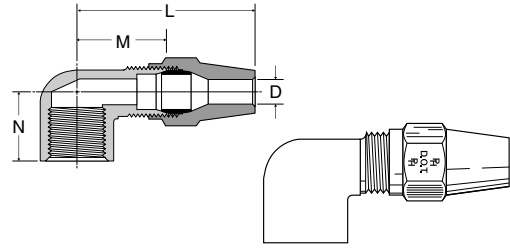
PART NO.	TUBE SIZE	PIPE THREAD	STRAIGHT THREAD	L	M	N	FLOW DIA. D
VS269AB-4-2	1/4	1/8	7/16-24	1.20	.62	.66	.189
VS269AB-4-4	1/4	1/4	7/16-24	1.26	.68	.87	.189
VS269AB-4-6	1/4	3/8	7/16-24	1.31	.73	.86	.189
VS269AB-6-2	3/8	1/8	17/32-24	1.62	.73	.75	.189
VS269AB-6-4	3/8	1/4	17/32-24	1.68	.79	.92	.314
VS269AB-6-6	3/8	3/8	17/32-24	1.73	.84	.91	.314
VS269AB-6-8	3/8	1/2	17/32-24	1.83	.94	1.10	.314
VS269AB-8-4	1/2	1/4	11/16-20	1.82	.86	.99	.314
VS269AB-8-6	1/2	3/8	11/16-20	1.88	.93	.99	.408
VS269AB-8-8	1/2	1/2	11/16-20	1.99	1.03	1.18	.408
VS269AB-10-6	5/8	3/8	13/16-18	2.09	1.00	1.05	.408
VS269AB-10-8	5/8	1/2	13/16-18	2.18	1.09	1.24	.533
VS269AB-12-8	3/4	1/2	1-18	2.33	1.19	1.32	.533
VS269AB-12-12	3/4	3/4	1-18	2.50	1.26	1.32	.533



Female Elbow 270AB

Ref. SAE 120203 BA

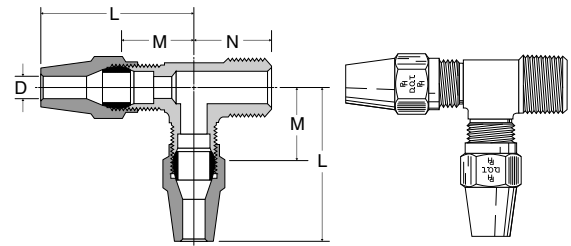
PART NO.	TUBE SIZE	PIPE THREAD	STRAIGHT THREAD	L	M	N	FLOW DIA. D
270AB-4-2	1/4	1/8	7/16-24	1.27	.69	.52	.189
270AB-4-4	1/4	1/4	7/16-24	1.36	.78	.71	.189
270AB-6-2	3/8	1/8	17/32-24	1.72	.83	.59	.314
270AB-6-4	3/8	1/4	17/32-24	1.78	.89	.77	.314
270AB-6-6	3/8	3/8	17/32-24	1.82	.93	.77	.314
270AB-8-6	1/2	3/8	11/16-20	1.99	1.03	.82	.408
270AB-8-8	1/2	1/2	11/16-20	2.09	1.13	1.01	.408
270AB-10-8	5/8	1/2	13/16-18	2.28	1.19	1.07	.533



Male Run Tee VS271AB

Ref. SAE 120424 BA

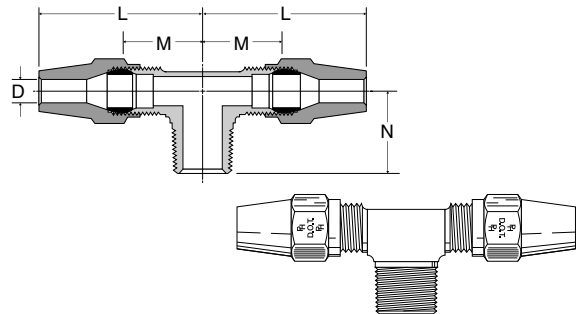
PART NO.	TUBE SIZE	PIPE THREAD	STRAIGHT THREAD	L	M	N	FLOW DIA. D
VS271AB-4-2	1/4	1/8	7/16-24	1.20	.62	.66	.189
VS271AB-4-4	1/4	1/4	7/16-24	1.26	.68	.87	.189
VS271AB-6-4	3/8	1/4	17/32-24	1.68	.79	.92	.314
VS271AB-6-6	3/8	3/8	17/32-24	1.73	.84	.91	.314
VS271AB-8-6	1/2	3/8	11/16-20	1.89	.93	.99	.408
VS271AB-8-8	1/2	1/2	11/16-20	1.99	1.03	1.18	.408
VS271AB-10-8	5/8	1/2	13/16-18	2.18	1.09	1.24	.533



Male Branch Tee VS272AB

Ref. SAE 120425 BA

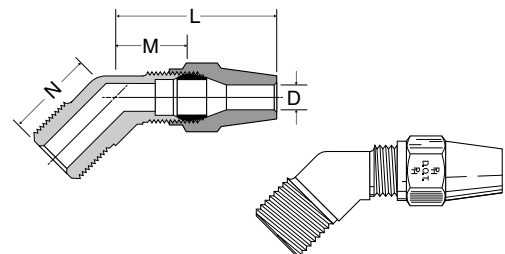
PART NO.	TUBE SIZE	PIPE THREAD	STRAIGHT THREAD	L	M	N	FLOW DIA. D
VS272AB-4-2	1/4	1/8	7/16-24	1.20	.62	.66	.189
VS272AB-4-4	1/4	1/4	7/16-24	1.26	.68	.87	.189
VS272AB-6-2	3/8	1/8	17/32-24	1.61	.72	.75	.189
VS272AB-6-4	3/8	1/4	17/32-24	1.68	.79	.92	.314
VS272AB-6-6	3/8	3/8	17/32-24	1.73	.84	.91	.314
VS272AB-8-6	1/2	3/8	11/16-20	1.89	.93	.99	.408
VS272AB-8-8	1/2	1/2	11/16-20	1.99	1.03	1.18	.408
VS272AB-10-8	5/8	1/2	13/16-18	2.18	1.09	1.24	.533



45° Elbow VS279AB

Ref. SAE 120302 BA

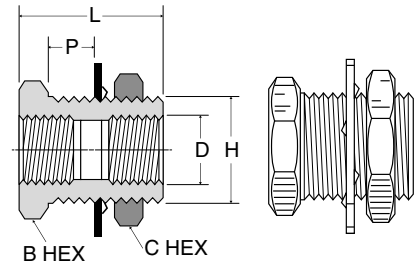
PART NO.	TUBE SIZE	PIPE THREAD	STRAIGHT THREAD	L	M	N	FLOW DIA. D
VS279AB-4-2	1/4	1/8	7/16-24	1.07	.49	.63	.189
VS279AB-4-4	1/4	1/4	7/16-24	1.18	.60	.85	.189
VS279AB-6-2	3/8	1/8	17/32-24	1.60	.71	.68	.189
VS279AB-6-4	3/8	1/4	17/32-24	1.64	.71	.85	.314
VS279AB-6-6	3/8	3/8	17/32-24	1.64	.75	.94	.314
VS279AB-6-8	3/8	1/2	17/32-24	1.67	.78	1.16	.314
VS279AB-8-6	1/2	3/8	11/16-20	1.80	.84	.94	.408
VS279AB-8-8	1/2	1/2	11/16-20	1.83	.87	1.16	.408
VS279AB-10-6	5/8	3/8	13/16-18	2.03	.94	.98	.408
VS279AB-10-8	5/8	1/2	13/16-18	2.13	1.05	1.16	.533
VS279AB-12-8	3/4	1/2	1-18	2.34	1.10	1.18	.533

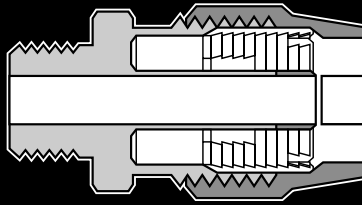


Anchor Coupling 207ACBH

PART NO.	FEAMLE PIPE THREAD	STRAIGHT THREAD	MAX. BULK HEAD P	B HEX	C HEX	L	BULKHEAD HOLE DIA. H	FLOW DIA. D
207ACBH-2	1/8	5/8-18	.80	7/8	15/16	1.50	5/8	.328
207ACBHS-2	1/8	5/8-18	.35	7/8	15/16	.96	5/8	.328
207ACBH-4	1/4	3/4-16	.75	1	1-1/8	1.50	3/4	.422
207ACBHS-4	1/4	3/4-16	.19	1	1	.94	3/4	.422
207ACBH-6	3/8	1-14	.50	1-1/8	1-1/4	1.31	1	.562
207ACBH-8	1/2	1-1/8-14	.67	1-1/4	1-3/8	1.50	1-1/8	.688
207ACBH-12	3/4	1-5/16-12	.65	1-1/2	1-1/2	1.50	1-5/16	.890
207ACBH-16*	1	1-5/8-14	1.00	2	2	1.68	1-5/8	1.140

*Lock Washer not Available





Air Brake Hose Ends

Advantages

Easy to assemble and disassemble. Extruded from CA360 or CA345 brass. Readily available in broad selection of configurations and sizes.

Specifications

Air brake hose ends will meet D.O.T. FMVSS571.106 standards when used with SAE J1402 Air brake hose.

Applications

Air brake hose connections.

Working pressure ranges

Up to 125 PSI

Temperature ranges

-40°F to +120°F

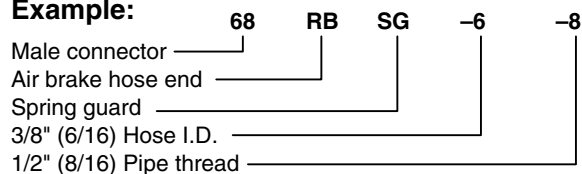
Order

By part number. Nuts, sleeves, bodies and springs may be ordered as separate items by their catalog number.

Nomenclature

Part numbers are constructed from symbols that identify the style and size of the fitting. The first series of numbers and letters identifies the style and type fitting. The second series of numbers describes the size.

Example:



Sizes

Hose sizes are determined by the number of sixteenths of an inch in the hose I.D.

Special fittings

Fitting configuration and/or sizes other than those shown in the catalog can be furnished. It is suggested that a print or sketch be submitted with the inquiry.

Pricing


Only items priced in current supplementary price list PL3501 are carried in stock. Price and delivery for non-stock items furnished on request for specified quantity.

G

Parker 273

Meets or exceeds the requirements of SAE J1402 Table A, and Dept. of Transportation FMVSS 106-74, Type A2.

PART NO.	HOSE SIZE	HOSE I.D.	HOSE O.D.	MIN. BURST PRESS.	MAX. WORKING PRESS.	MIN. BEND RADUS	APPROX. WT. LBS./FT.
273-6	-6	3/8	.750	900	225	1.75	.204
273-8	-8	1/2	.875	900	225	2.00	.252



Construction

Tube - Synthetic rubber. Reinforcement - One or more fabric braids or spirals. Cover - Abrasion, oil and age resistant synthetic rubber.

Identification

Stratoflex, part number, and appropriate SAE and DOT markings.

Application

Air brake systems.

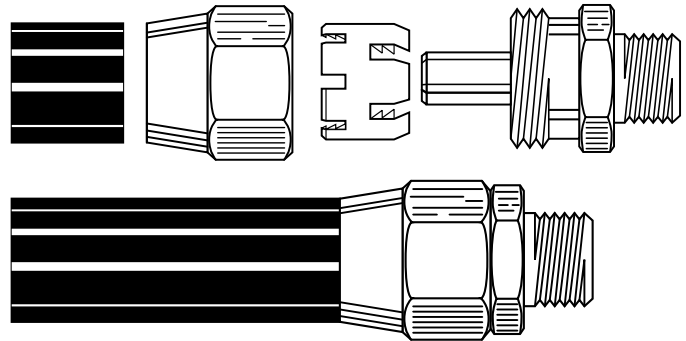
Temperature range

-40°F thru +200°F (-40°C thru +93°C)

Assembly instructions


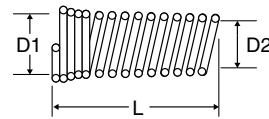
1. Slide nut onto hose.
2. Slide sleeve onto hose with tapered edge toward fitting body (see example).
3. Bottom hose into fitting.
4. Tighten nut until it contacts body hex.

Note: When reassembling fitting, body and nut should be inspected. Only reuse if parts are in proper condition. Sleeves should never be reused.



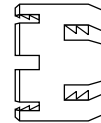
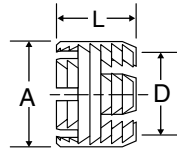
Spring 56RBSG

PART NO.	HOSE SIZE	L	D1	D2
56RBSG-6	3/8	2.75	.84	.78
56RBSG-8	1/2	3.00	1.03	.91




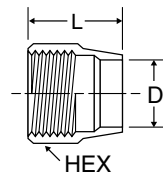
Sleeve 60RB

PART NO.	HOSE SIZE	L	A	D
60RB-6	3/8	.69	.90	.78
60RB-8	1/2	.69	1.03	.92



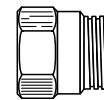
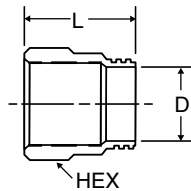
Nut 61RB

PART NO.	HOSE SIZE	STRAIGHT THREAD	HEX	L	D
61RB-6	3/8	31/32-20	1-1/16	1.12	.80
61RB-8	1/2	1-3/32-20	1-1/4	1.12	.93



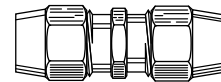
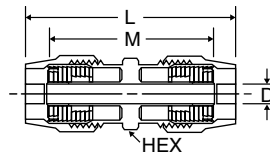
Spring Guard Nut 61RBSG

PART NO.	HOSE SIZE	STRAIGHT THREAD	HEX	L	D
61RBSG-6	3/8	31/32-20	1-1/16	1.22	.80
61RBSG-8	1/2	1-3/32-20	1-1/4	1.19	.92



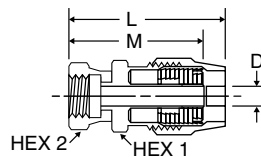
Union 62RB

PART NO.	HOSE SIZE	STRAIGHT THREAD	HEX	L	M	D
62RB-6	3/8	31/32-20	31/32	2.98	2.56	.281
62RB-8	1/2	1-3/32-20	1-1/8	2.99	2.55	.390



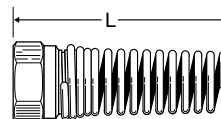
Female Swivel Connector 66RBSV

PART NO.	HOSE SIZE	STRAIGHT THREAD	HEX1	HEX2	L	M	D
66RBSV-6-3/4	3/8	3/4-20	31/32	7/8	2.30	2.09	.281
66RBSV-8-7/8	1/2	7/8-20	1-1/8	1"	2.36	2.14	.390



Air Brake Hose Nut & Attached Spring 67RBSG

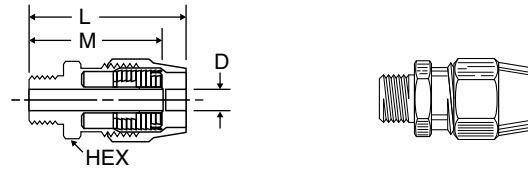
PART NO.	L
67RBSG-6	3.50
67RBSG-8	3.75



G

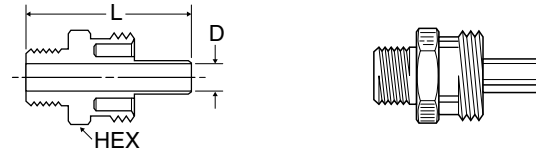
Male Connector 68RB

PART NO.	HOSE SIZE	STRAIGHT THREAD	PIPE THREAD	HEX	L	M	D
68RB-6-4	3/8	31/32-20	1/4	31/32	2.24	1.91	.281
68RB-6-6	3/8	31/32-20	3/8	31/32	2.24	1.91	.281
68RB-6-8	3/8	31/32-20	1/2	31/32	2.38	2.06	.281
68RB-8-6	1/2	1-3/32-20	3/8	1-1/8	2.24	1.91	.390
68RB-8-8	1/2	1-3/32-20	1/2	1-1/8	2.29	2.07	.390



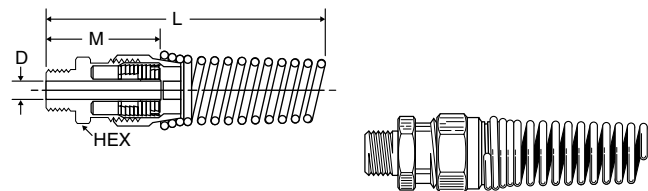
Male Connector Body Only 68RB

PART NO.	HOSE SIZE	STRAIGHT THREAD	PIPE THREAD	HEX	L	D
68RB-6-4B	3/8	31/32-20	1/4	31/32	1.91	.281
68RB-6-6B	3/8	31/32-20	3/8	31/32	1.91	.281
68RB-6-8B	3/8	31/32-20	1/2	31/32	2.06	.281
68RB-8-6B	1/2	1-3/32-20	3/8	1-1/8	1.91	.390
68RB-8-8B	1/2	1-3/32-20	1/2	1-1/8	2.07	.390



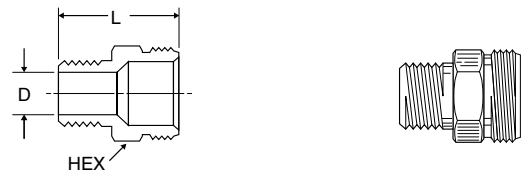
Male Connector with Spring Guard 68RBSG

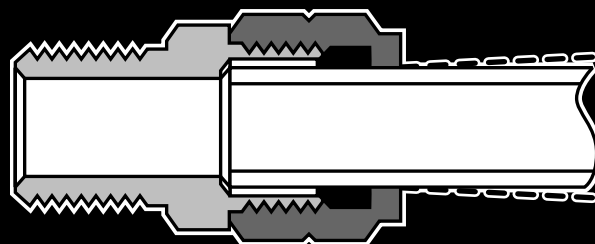
PART NO.	HOSE SIZE	PIPE THREAD	HEX	L	M	D
68RBSG-6-4	3/8	1/4	31/32	4.8	1.91	.281
68RBSG-6-6	3/8	3/8	31/32	4.8	1.91	.281
68RBSG-6-8	3/8	1/2	31/32	4.9	2.06	.281
68RBSG-8-6	1/2	3/8	1-1/8	5.0	1.91	.390
68RBSG-8-8	1/2	1/2	1-1/8	5.2	2.07	.390



Adapter 76RB

PART NO.	PIPE THREAD	STRAIGHT THREAD	HEX	L	D
76RB-3/4-4	1/4	3/4-20	3/4	1.06	.31
76RB-3/4-6	3/8	3/4-20	3/4	1.12	.31
76RB-7/8-6	3/8	7/8-20	7/8	1.18	.44
76RB-7/8-8	1/2	7/8-20	7/8	1.37	.50





Vibra-Lok Fittings

Advantages

Vibra-Lok provides a positive reliable seal under vibration conditions, mechanical shock or tube movement. The sleeve cushions the tubing permitting the tube to flex back and forth in the fitting. Seal design compensates for tube mis-alignment and tube surface defects during assembly. Special Vibra-Lok sleeves resist deterioration and retain flexibility over a wide temperature range. Positive nut stop bottoms nut on body requiring only visual inspection — no torque measurement is needed. Manufactured from CA 360, CA 345 or CA 377 brass. With SAE straight threads on Vibra-Lok fittings this allows the fitting to adhere to the system design requirements outlined in the Genuine Parker Parts Program making it an approved product under GPP.

Applications

Use with all seamed or seamless metal tubing: Copper, Aluminum, Steel (Bundy), Stainless Steel and Glass. Sleeves are compatible for gasoline, oil, diesel fuel, lubricants, vacuum, air and water service.

Threads

SAE J1926 straight threads and NPTF pipe threads are standard. Optional threads include ISO 6149 straight threads and British pipe threads.

Working Pressures

See table on next page for maximum working pressures.

Temperature Ranges

Fitting will withstand various temperatures depending on the sleeve used in the assembly.

Viton® sleeves are marked with a red stripe and will provide service from -15°F to +450°F.

Buna N sleeves are marked with a green stripe and will provide service from -30°F to +275°F.

Vibration

Excellent resistance to vibration, mechanical, shock and tube movement.

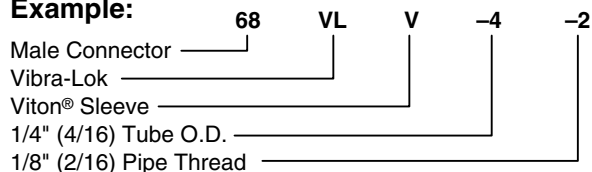
Order Information

By part number and name. For Viton® seal add "V" to basic part number. Example 68VLV-4-2.

Nomenclature

Part numbers are constructed from symbols that identify the style and size of the fitting. The first series of numbers and letters identifies the style and type fitting. The second series of numbers describes the size.

Example:



Sizes

Tube sizes are determined by the number of sixteenths of an inch in tube O.D.

Special Fittings

Fitting configurations and/or sizes other than those shown in the catalog can be furnished. It is suggested that a print or sketch be submitted with the inquiry.

Pricing

Only items priced in current supplementary price list PL3501 are carried in stock. Price and delivery for nonstock items furnished on request for specified quantity.

Remake Instructions

All Vibra-Lok fittings can be reassembled repeatedly. New sleeves can easily be added to retain original fitting performance.

Assembly Instructions

1. Cut the tube cleanly and squarely removing all burrs.
2. Slip tube nut and sleeve over tube.
3. Insert tubing in fitting body as far as it will go and tighten nut until stop is reached. The elastic sleeve ordinarily will extrude slightly around the tube at the end of the nut. This extrusion further aids in isolating the tube from the nut.

Assembly Instructions for Higher Pressure Applications

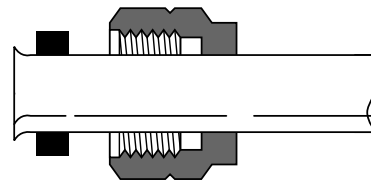
1. Consult pressure chart to determine if tubing should be belled for your particular application.
2. Slip the nut and sleeve over tubing. The sleeve should be positioned near end of tubing just behind the surface to be belled.
3. Bell tubing with standard 45° flaring tool or 90° punch. The size of bell should be approximately that shown.

Pressure Chart

In high pressure applications and sizes larger than 1/2" O.D., the tube end should be belled or flared.

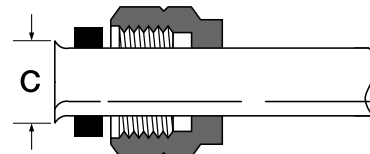
CONDITION	TUBE O.D.	TUBE NOT BELLED	TUBE BELLED OR FLARED
STATIC PRESSURE	3/16"	500	1000
	1/4"	500	1000
	5/16"	450	900
	3/8"	350	700
	1/2"	200	500
MINOR SURGES AND/OR VIBRATIONS	5/8"	400	400
	3/16"	400	800
	1/4"	400	800
	5/16"	325	700
	3/8"	225	500
SEVERE VIBRATIONS OR SHOCK	1/2"	150	375
	5/8"	300	600
	3/16"	300	600
	1/4"	225	500
	5/16"	175	400
	1/2"	100	250
	5/8"		100

Sleeve Position



Recommended Size of Bell

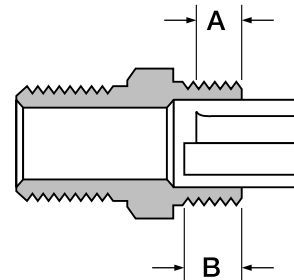
TUBE O.D.	BELL DIA. C
1/8"	.190-.160
3/16"	.255-.225
1/4"	.318-.288
5/16"	.381-.351
3/8"	.444-.414
1/2"	.569-.539
5/8"	.694-.664
3/4"	.819-.789
7/8"	.944-.914



Tube Length Calculator

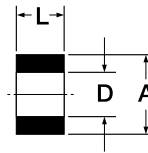
This table shows distance tube extends beyond face of Vibra-Lok fitting body on installation with bell on tubing and without bell on tubing.

O.D. of TUBE	A	B
	With BELL	Without BELL
1/8"	3/16"	3/16"
3/16"	3/16"	7/32"
1/4"	3/16"	1/4"
5/16"	3/16"	1/4"
3/8"	3/16"	1/4"
1/2"	3/16"	11/32"
5/8"	3/16"	Tubing should be belled
3/4"	3/16"	
7/8"	1/4"	



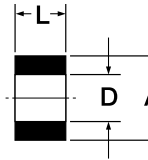
Sleeve 60VL

PART NO.	TUBE SIZE	A	D	L
60VL-2	1/8	.306	.100	.20
60VL-3	3/16	.359	.156	.20
60VL-4	1/4	.422	.219	.21
60VL-5	5/16	.484	.281	.24
60VL-6	3/8	.547	.344	.25
60VL-8	1/2	.688	.469	.36
60VL-10	5/8	.875	.594	.48
60VL-12	3/4	1.000	.720	.59



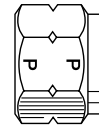
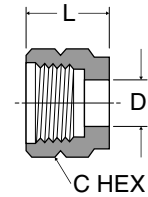
Sleeve (Viton®) 60VLV

PART NO.	TUBE SIZE	A	D	L
60VLV-3	3/16	.359	.156	.20
60VLV-4	1/4	.422	.219	.21
60VLV-5	5/16	.484	.281	.24
60VLV-6	3/8	.547	.344	.25
60VLV-8	1/2	.688	.469	.36
60VLV-10	5/8	.875	.594	.48
60VLV-12	3/4	1.000	.720	.59



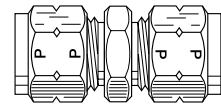
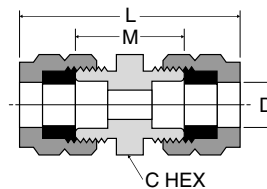
Nut 61VL

PART NO.	TUBE SIZE	STRAIGHT THREAD	C HEX	D	L
61VL-2	1/8	3/8-24	7/16	.156	.44
61VL-3	3/16	7/16-24	1/2	.218	.47
61VL-4	1/4	1/2-24	9/16	.281	.50
61VL-5	5/16	9/16-24	5/8	.344	.53
61VL-6	3/8	5/8-24	3/4	.406	.53
61VL-8	1/2	13/16-18	15/16	.531	.67
61VL-10	5/8	1-18	1-1/8	.656	.88
61VL-12	3/4	1-1/8-18	1-1/4	.781	.98



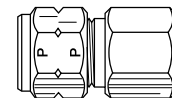
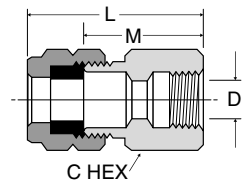
Union 62VL

PART NO.	TUBE SIZE	C HEX	L	M	FLOW DIA. D
62VL-4	1/4	9/16	1.39	.77	.188
62VL-5	5/16	5/8	1.49	.81	.250
62VL-6	3/8	11/16	1.49	.80	.312
62VL-8	1/2	7/8	1.90	.94	.437



Female Connector 66VL

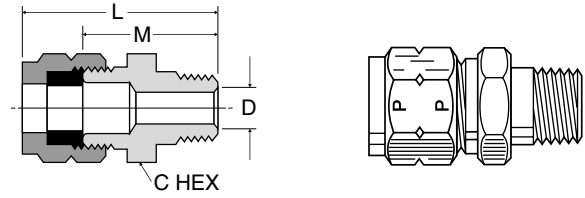
PART NO.	TUBE SIZE	PIPE THREAD	C HEX	L	M	FLOW DIA. D
66VL-4-2	1/4	1/8	9/16	1.09	.78	.188
66VL-5-4	5/16	1/4	11/16	1.32	.97	.250



G

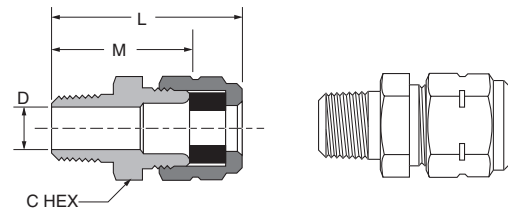
Male Connector 68VL

PART NO.	TUBE SIZE	PIPE THREAD	C HEX	L	M	FLOW DIA.D
68VL-2-2	1/8	1/8	7/16	1.12	.81	.093
68VL-3-2	3/16	1/8	1/2	1.10	.81	.125
68VL-4-2	1/4	1/8	9/16	1.15	.84	.188
68VL-4-4	1/4	1/4	9/16	1.34	1.03	.188
68VL-5-4	5/16	1/4	5/8	1.41	1.06	.250
68VL-6-2	3/8	1/8	11/16	1.22	.87	.235
68VL-6-4	3/8	1/4	11/16	1.41	1.06	.312
68VL-6-6	3/8	3/8	11/16	1.41	1.06	.312
68VL-8-6	1/2	3/8	7/8	1.64	1.16	.406
68VL-8-8	1/2	1/2	7/8	1.64	1.35	.406
68VL-10-8	5/8	1/2	1-1/16	2.10	1.44	.560
68VL-12-8	3/4	1/2	1-3/16	2.26	1.50	.530
68VL-12-12	3/4	3/4	1-3/16	2.26	1.50	.688



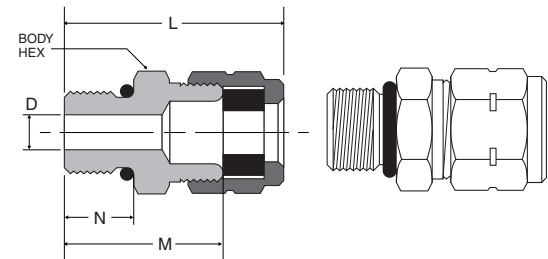
Straight Through Tank Fitting 682VL

PART NO.	TUBE SIZE	PIPE THREAD	C HEX	L	M	FLOW DIA.D
682VL-4-2	1/4	1/8	9/16	1.15	.84	.265
682VL-4-4	1/4	1/4	9/16	1.34	1.03	.265
682VL-5-4	5/16	1/4	5/8	1.41	1.06	.328
682VL-6-6	3/8	3/8	11/16	1.41	1.06	.406



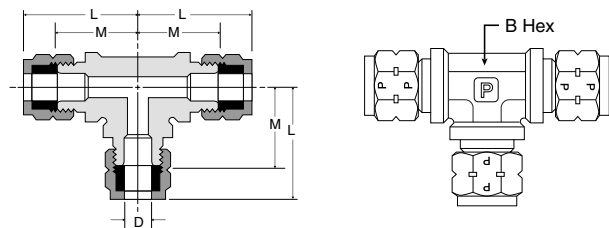
Male Connector 685VLV

PART NO.	TUBE SIZE	STRAIGHT THREAD	BODY HEX	L	M	N	D
685VLV-4-4	1/4	7/16-20	9/16	1.14	.83	.36	.18
685VLV-5-4	5/16	7/16-20	5/8	1.18	.83	.36	.18
685VLV-6-4	3/8	7/16-20	11/16	1.18	.83	.36	.18
685VLV-6-6	3/8	9/16-18	11/16	1.25	.90	.39	.30
685VLV-8-8	1/2	3/4-16	7/8	1.52	1.04	.44	.39
685VLV-10-10	5/8	7/8-14	1 1/16	1.84	1.20	.50	.50
685VLV-12-12	3/4	1 1/16-12	1 1/4	2.10	1.34	.59	.62



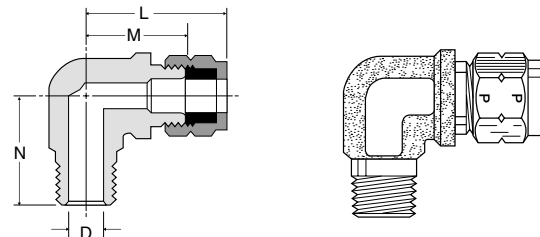
Union Tee 164VL

PART NO.	TUBE SIZE	B HEX	L	M	FLOW DIA. D
164VL-3	3/16	3/8	.98	.69	.160
164VL-4	1/4	1/2	1.06	.75	.190
164VL-5	5/16	15/32	1.22	.88	.250
164VL-8	1/2	13/16	1.64	1.16	.406



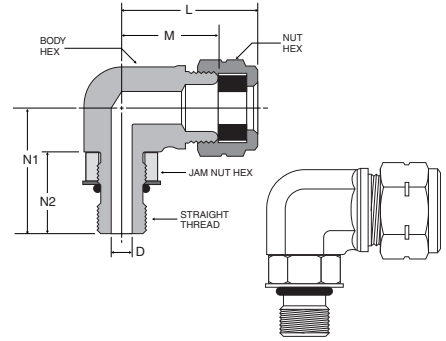
Male Elbow 169VL

PART NO.	TUBE SIZE	PIPE THREAD	L	M	N	FLOW DIA.D
169VL-3-2	3/16	1/8	.98	.69	.75	.156
169VL-4-2	1/4	1/8	1.00	.69	.78	.188
169VL-4-4	1/4	1/4	1.16	.84	1.00	.188
169VL-5-4	5/16	1/4	1.16	.81	1.00	.252
169VL-6-2	3/8	1/8	1.19	.84	.91	.235
169VL-6-4	3/8	1/4	1.19	.84	1.06	.312
169VL-6-6	3/8	3/8	1.29	.94	1.13	.312
169VL-8-6	1/2	3/8	1.48	1.00	1.06	.406
169VL-8-8	1/2	1/2	1.54	1.06	1.44	.406
169VL-10-8	5/8	1/2	1.92	1.28	1.47	.565



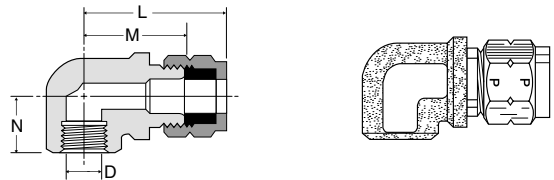
Male Elbow 1695VLV

PART NO.	TUBE SIZE	STRAIGHT THREAD	NUT HEX	BODY HEX	JAM NUT HEX	L	M	N1	N2	D
1695VLV-4-4	1/4	7/16-20	9/16	9/16	9/16	1.15	.84	1.07	.71	.18
1695VLV-5-4	5/16	7/16-20	5/8	9/16	9/16	1.16	.81	1.07	.71	.18
1695VLV-6-4	3/8	7/16-20	3/4	5/8	9/16	1.19	.84	1.10	.71	.18
1695VLV-6-6	3/8	9/16-18	3/4	5/8	11/16	1.29	.94	1.17	.78	.30
1695VLV-8-8	1/2	3/4-16	15/16	3/4	7/8	1.54	1.06	1.44	.89	.39
1695VLV-10-10	5/8	7/8-14	1 1/8	1.00	1.00	1.92	1.28	1.68	1.03	.50
1695VLV-12-12	3/4	1 1/16-12	1 1/4	1.00	1 1/4	2.04	1.28	1.82	1.17	.62



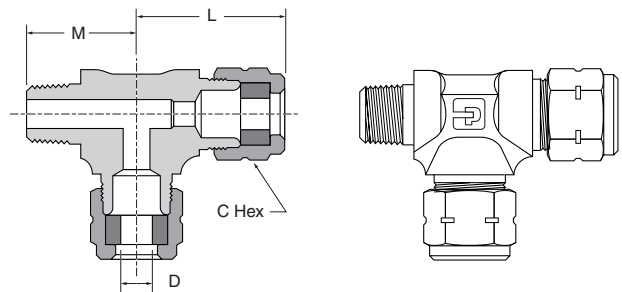
Female Elbow 170VL

PART NO.	TUBE SIZE	PIPE THREAD	L	M	N	FLOW DIA.D
170VL-4-2	1/4	1/8	.96	.65	.50	.188
170VL-5-4	5/16	1/4	1.16	.81	.70	.250



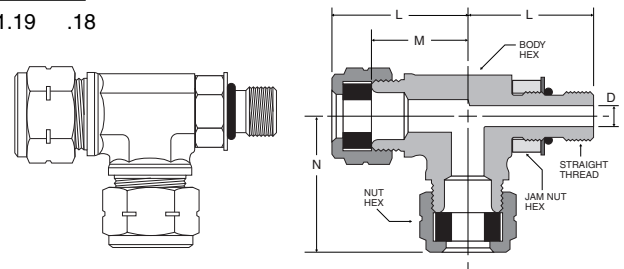
Male Run Tee 171VL

PART NO.	TUBE SIZE	PIPE THREAD	C HEX	L	M	FLOW DIA.D
171VL-4-2	1/4	1/8	9/16	1.03	.76	.188
171VL-4-4	1/4	1/4	9/16	1.12	1.03	.188



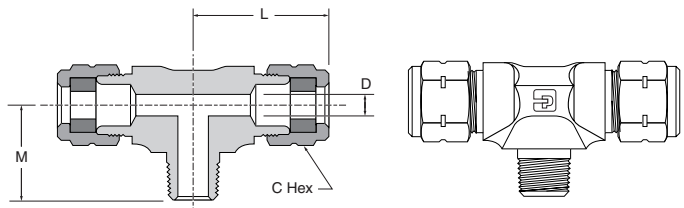
Male Run Tee 1715VLV

PART NO.	TUBE SIZE	STRAIGHT THREAD	NUT HEX	BODY HEX	JAM NUT HEX	L	M	N	D
1715VLV-4-4	1/4	7/16-20	9/16	1/2	9/16	2.30	.88	1.19	.18



Male Run Tee 172VL

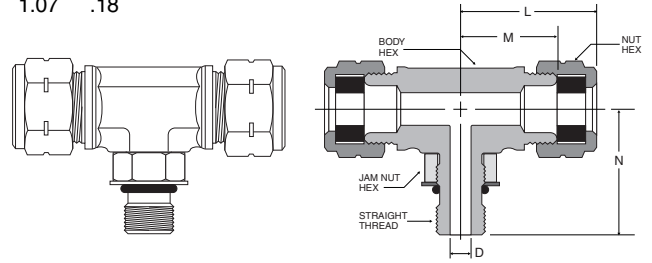
PART NO.	TUBE SIZE	PIPE THREAD	C HEX	L	M	FLOW DIA.D
172VL-4-2	1/4	1/8	9/16	1.06	.75	.188



G

Male Branch Tee 1725VLV

PART NO.	TUBE SIZE	STRAIGHT THREAD	NUT HEX	BODY HEX	JAM NUT HEX	L	M	N	D
1725VLV-4-4	1/4	7/16-20	9/16	1/2	9/16	2.39	.88	1.07	.18



45° Elbow 179VL

PART NO.	TUBE SIZE	PIPE THREAD	L	M	N	FLOW DIA. D
179VL-4-2	1/4	1/8	1.06	.75	.69	.188
179VL-6-4	3/8	1/4	1.07	.72	.84	.315

