


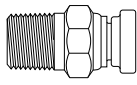
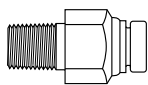



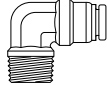
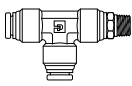
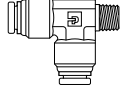
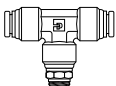
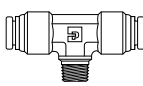
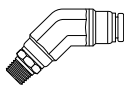
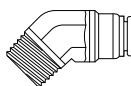


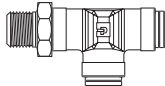
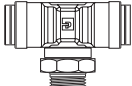
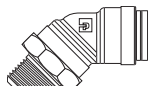


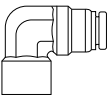



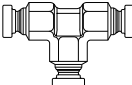
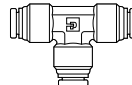

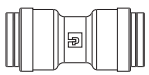
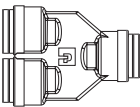
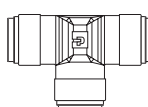
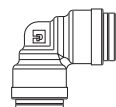

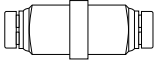
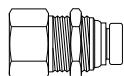
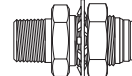
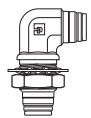


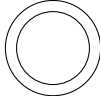
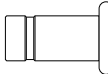


Push to Connect Transportation

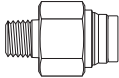
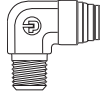

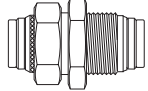
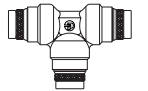
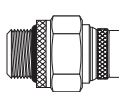

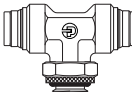

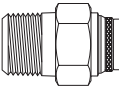

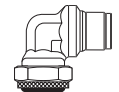
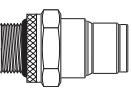


Prestomatic Air Brake Push-In Fittings	H4
PTC Composite Push-In Air Brake Fitting	H13
Metric Prestomatic	H17

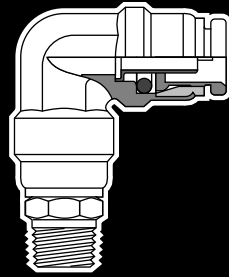
The World Standard

Tube to Male NPT	68PM Male Connector  Page H7	68PMT Male Connector  Page H8	169PMNS Male Elbow  Page H9	169PMT Male Elbow Swivel  Page H9	169PMTL Male Elbow Long  Page H9	169PMTNS Male Elbow  Page H10		
	171PMT Run Tee Swivel  Page H11	171PMTNS Male Run Tee  Page H11	172PMT Branch Tee Swivel  Page H11	172PMTNS Branch Tee  Page H12	179PMT 45° Elbow Swivel  Page H12	179PMTNS 45° Elbow  Page H12	189PMT Dual Port Elbow  Page H12	
	369PTC Male Elbow Swivel 90°  Page H14	371PTC Male Run Tee Swivel  Page H15	372PTC Male Branch Tee Swivel  Page H16	379 PTC Male Elbow Swivel 45°  Page H16				
	Tube to Female NPT	66PMT Female Connector  Page H7	170PMT Female Elbow Swivel  Page H10	170PMTNS Female Elbow Swivel  Page H11	370PTC Female Elbow Swivel 90°  Page H14			
		Tube to Tube	62PM Union  Page H6	62PMT Union  Page H7	164PM Union Tee  Page H8	164PMT Union Tee  Page H8	165PMT Union Elbow  Page H9	32PTC Union  Page H14
	362PTC Union Y  Page H14		364PTC Union Tee  Page H15	365PTC Union Elbow  Page H15				
	Bulkhead Unions		62PMTBH Bulkhead Union  Page H7	62PMTBHR Bulkhead Union  Page H6	66PMTBH Bulkhead Female  Page H7	68PMTBH Bulkhead Male  Page H8	165PMTBH Bulkhead Elbow  Page H9	169PMTBH Bulkhead Male Elbow  Page H10
Auxiliary		ERHD External Retainer  Page H6	ES External Seal  Page H6	639PM/639PMT Plug  Page H12				

H

<p>Metric Tube to Male NPT</p>	<p>F2PMTB Male Connector</p>  <p>Page H18</p>	<p>C2PMTB Male Elbow</p>  <p>Page H19</p>	<p>Metric Tube to Metric Tube</p>	<p>HPMTB Metric Union</p>  <p>Page H18</p>	<p>WPMTB Bulkhead Union</p>  <p>Page H18</p>	<p>JPMTB Metric Union Tee</p>  <p>Page H19</p>
<p>Metric Tube to Metric Straight Thread</p>	<p>F8UPMTB Male Connector</p>  <p>Page H19</p>	<p>C8UPMTB Male Elbow</p>  <p>Page H20</p>	<p>S8UPMTB Branch Tee</p>  <p>Page H20</p>	<p>V8UPMTB 45° Male Elbow</p>  <p>Page H20</p>		
<p>Metric Tube to Male BSPT</p>	<p>F3PMTB Male Connector</p>  <p>Page H18</p>	<p>C3PMTB Male Elbow</p>  <p>Page H19</p>				
<p>Tube to Metric Thread</p>	<p>169PMTNS-X-M Male Elbow</p>  <p>Page H10</p>	<p>68PMTNS-X-M Male Connector</p>  <p>Page H8</p>				





Prestomatic Air Brake Push-In Fittings

Advantages

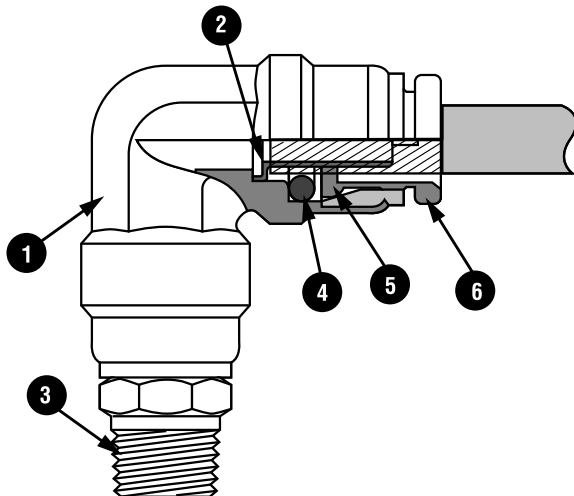
Patented design of sizes 5/32" and above meet SAE J2494 and D.O.T. FMVSS 571.106 air brake performance specifications. No special tools are needed to assemble. Just bottom the tubing in the fitting body for a positive seal. Stainless steel tube support in sizes 1/4" and above assures maximum flow and performance requirements of SAE J1131. 1/8" Prestomatic[†] is designed for use in pressure protected air accessory lines that are isolated from the air brake system.

Application

Use with Parker Parflex SAE J844 type A & B nylon tubing. Designed for all D.O.T. truck and trailer applications. Consult the factory with any questions regarding special product applications. Prior to use, all applications should be carefully tested through the range of conditions which may be encountered.

Features

1. All brass body.
2. Stainless steel tube support assures maximum flow and performance characteristics.
3. Elbows and tees are available in swivel or rigid dryseal pipe threads. Swivels are designed for alignment purposes only.
4. Lubricated O-Ring Seal (Buna N) insures a quick, easy and positive seal.
5. Innovative Collet design insures positive grip on tubing.
6. Release Button offers quick and easy disconnections.



Technical Data

- Working pressure from vacuum to 250 psi.
- Working temperature from -40° F to +200° F (Note: see tubing manufacturer's recommendations for pressure and temperature limitations).
- Buna N (Nitrile) O-Rings.

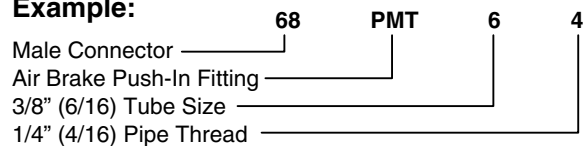
Order

By part number and name.

Nomenclature

Part numbers are constructed from symbols that identify the style and size of the fitting. The first series of numbers and letters identify the style and type of fitting. The Prestomatic series 1/4" and above has a stainless steel tube support and is designated with a "PMT" suffix. The Prestomatic series in sizes 1/8", 5/32", and 3/16" does not have a tube support and is designated with a "PM" suffix.

Example:



Special Fittings

Fitting configurations and/or sizes other than those shown in the catalog can be furnished. It is suggested that a print or sketch be submitted with the inquiry. Price and delivery for non-stock items furnished on request for specified quantities.

Pricing

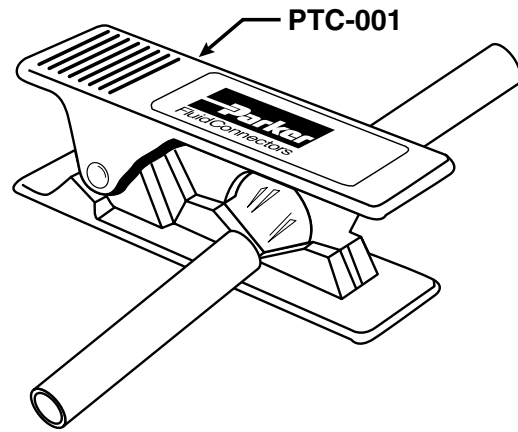
Only items priced in current supplementary price list PL3501 are carried in stock. Price and delivery for non-stock items furnished on request for specified quantity.

[†] U.S. Patent No. 5,683,120

Assembly Instructions

1. Cut tubing squarely—maximum of 15° angle allowable.
 - Use of Parker tube cutter PTC-001 is recommended.
2. Check that port or mating part is clean and free of debris.
3. Insert tubing into fitting until it bottoms.
 - Push twice to verify that tubing is inserted past collet and O-Ring.
4. Pull on tubing to verify it is fully inserted.
5. To disassemble, simply press release button, hold against body, and pull tubing out of fitting.

Note: in order to pass hot pull requirements of SAE J1131 a stainless steel tube support must be present in the end of the fitting before final fitting assembly.

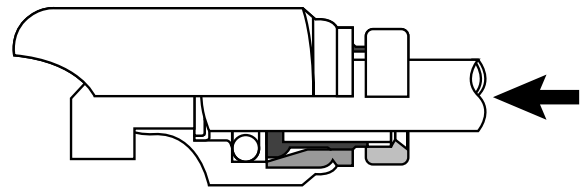


Tubing Nomenclature

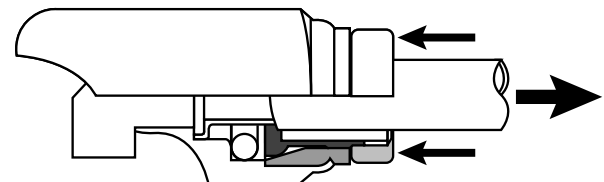
*P F T - 4 A - G R N - 1 0 0 0

HOSE OR TUBING SIZE	COLOR	LENGTH (FEET)
4A 6B 8B 10B	GRN	
	BLU	
	BLK	
	YEL	
	ORG	
	RED	
	ETC.	

*Order from Parker Parflex Division



Insert tubing until it bottoms



Depress button to remove tubing



[†] U.S. Patent No. 5,683,120

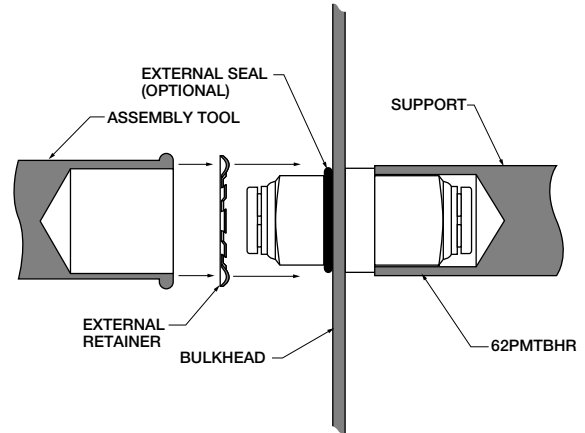
Prestomatic[†] Retaining Ring Bulkhead Unions

Prestomatic[†] retaining ring bulkhead unions feature a unique design that provides the user with an economical method to install and assemble a union connection through a bulkhead.

The retaining ring bulkhead unions feature a smaller envelope size than standard bulkhead union connectors and do not require a wrench to mount or assemble in cramped areas.

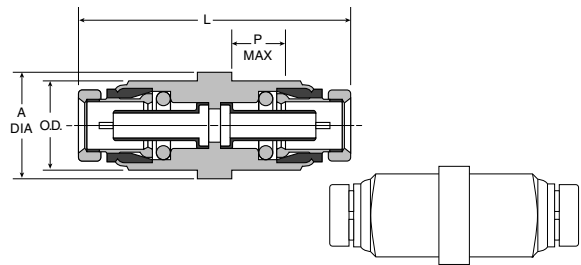
The external seal feature provides a moisture barrier and can also prevent external contamination from entering into an enclosed area.

To install, simply support the bulkhead union from behind and apply the external seal. Then push the external retainer against the external seal with an assembly tool and you have a reliable bulkhead connection in a confined area.



Retaining Ring Bulkhead 62PMTBHR

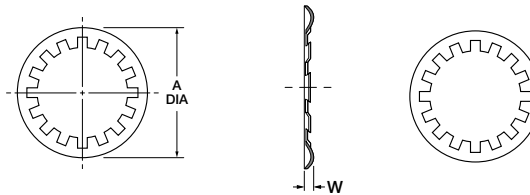
PART NO.	TUBE SIZE	O.D.	REC. HOLE SIZE	L	P MAX	A DIA
62PMTBHR-4	1/4	.500	.512	1.53	.26	.625
62PMTBHR-6	3/8	.750	.762	1.92	.36	.875
62PMTBHR-8	1/2	.875	.887	2.15	.43	1.000
62PMTBHR-10	5/8	1.000	1.012	2.54	.62	1.250



External Retainer ERHD*

PART NUMBER	TUBE SIZE	BULKHEAD UNION O.D.	A DIA	W
ERHD-50	1/4	.500	.83	.05
ERHD-75	3/8	.750	1.08	.05
ERHD-87	1/2	.875	1.20	.05
ERHD-100	5/8	1.000	1.33	.05

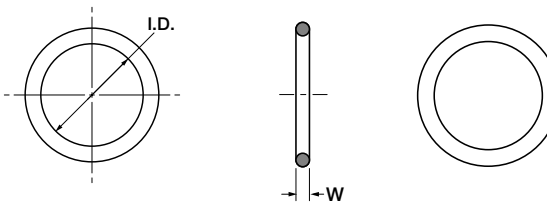
*Material Carbon Spring Steel



External Seal ES*

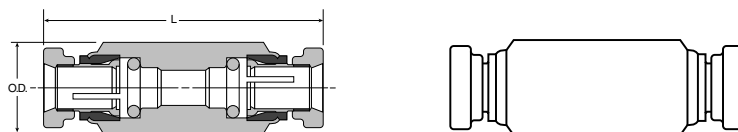
PART NUMBER	TUBE SIZE	BULKHEAD UNION O.D.	I.D.	W
ES-50	1/4	.500	.489	.07
ES-75	3/8	.750	.739	.07
ES-87	1/2	.875	.864	.07
ES-100	5/8	1.000	.989	.07

*Material is Nitrile (Buna N), 70 Durometer



Union 62PM

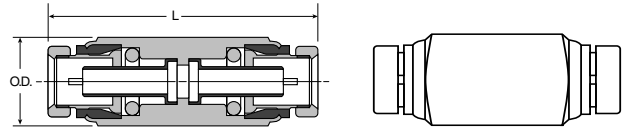
PART NO.	TUBE SIZE	L	O.D.
62PM-2	1/8	1.60	0.406
62PM-5/32	5/32	1.60	0.406
62PM-3	3/16	1.35	0.440



[†] U.S. Patent No. 5,683,120

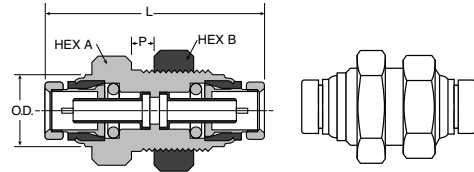
Union 62PMT

PART NO.	TUBE SIZE	L	O.D.
62PMT-4	1/4	1.48	.50
62PMT-4-2	1/4-1/8	1.48	.50
62PMT-6	3/8	1.87	.75
62PMT-6-4	3/8-1/4	1.68	.75
62PMT-8	1/2	2.03	.88
62PMT-10	5/8	2.42	1.00



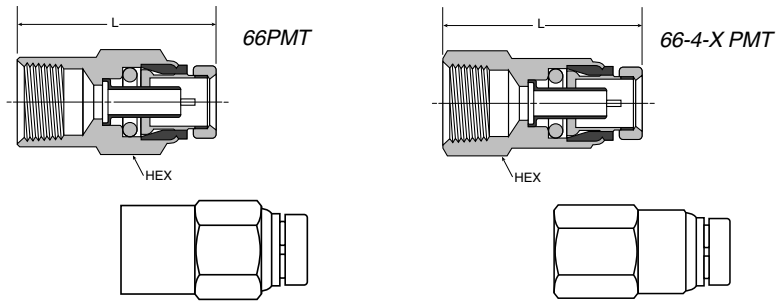
Bulkhead Union 62PMTBH

PART NO.	TUBE SIZE	O.D.	L	P MAX	HEX A	HEX B	BULKHEAD HOLE DIA.
62PMTBH-4	1/4	.56	1.69	.25	11/16	3/4	9/16
62PMTBH-6	3/8	.88	1.93	.44	1-1/16	1-1/16	7/8
62PMTBH-8	1/2	1.00	2.02	.58	1-1/4	1-1/4	1
62PMTBH-10	5/8	1.12	2.92	.81	1-1/4	1-3/8	1-1/8



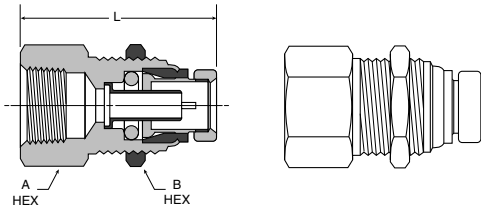
Female Connector 66PMT

PART NO.	TUBE SIZE	PIPE THREAD	L	HEX
66PMT-4-2	1/4	1/8	1.22	9/16
66PMT-4-4	1/4	1/4	1.43	11/16
66PMT-6-2	3/8	1/8	1.37	3/4
66PMT-6-4	3/8	1/4	1.58	3/4
66PMT-6-6	3/8	3/8	1.62	13/16
66PMT-8-4	1/2	1/4	1.69	7/8
66PMT-8-6	1/2	3/8	1.68	7/8
66PMT-8-8	1/2	1/2	1.91	1



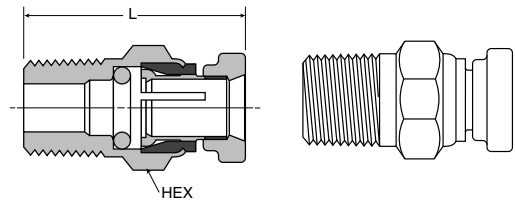
Bulkhead Female Connector 66PMTBH

PART NO.	TUBE SIZE	PIPE THREAD	L	HEX A	HEX B	BULKHEAD HOLE DIA.
66PMTBH-4-4	1/4	1/4	1.62	11/16	3/4	9/16
66PMTBH-6-6	3/8	3/8	1.87	1.06	1.06	7/8
66PMTBH-8-8	1/2	1/2	2.02	1-1/4	1-1/4	1



Male Connector 68PM

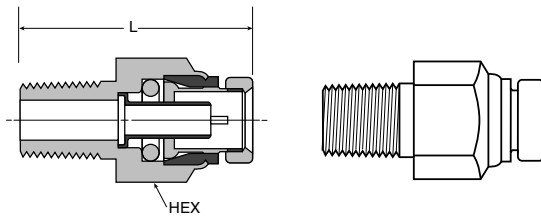
PART NO.	TUBE SIZE	PIPE THREAD	HEX	L
68PM-2-1	1/8	1/16	3/8	.93
68PM-2-2	1/8	1/8	7/16	.88
68PM-5/32-1	5/32	1/16	3/8	.95
68PM-5/32-2	5/32	1/8	7/16	.74
68PM-5/32-4	5/32	1/4	9/16	.99
68PM-3-1	3/16	1/16	7/16	.95
68PM-3-2	3/16	1/8	7/16	.92
68PM-3-4	3/16	1/4	9/16	1.10



† U.S. Patent No. 5,683,120

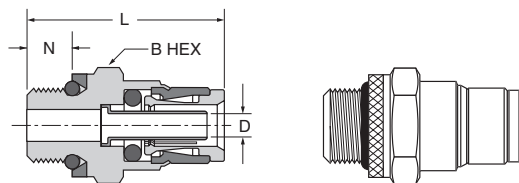
Male Connector 68PMT

PART NO.	TUBE SIZE	PIPE THREAD	L	HEX
68PMT-4-2	1/4	1/8	1.06	1/2
68PMT-4-4	1/4	1/4	1.19	9/16
68PMT-4-6	1/4	3/8	1.27	3/4
68PMT-6-2	3/8	1/8	1.37	3/4
68PMT-6-4	3/8	1/4	1.43	3/4
68PMT-6-6	3/8	3/8	1.33	3/4
68PMT-6-8	3/8	1/2	1.38	7/8
68PMT-8-4	1/2	1/4	1.72	7/8
68PMT-8-6	1/2	3/8	1.52	7/8
68PMT-8-8	1/2	1/2	1.44	7/8
68PMT-10-6	5/8	3/8	1.88	1
68PMT-10-8	5/8	1/2	1.88	1
68PMT-12-8	3/4	1/2	2.03	1 3/16



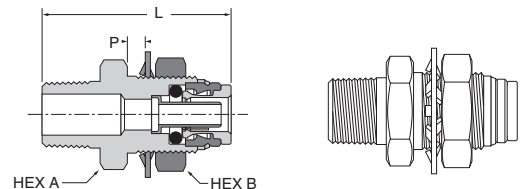
Male Connector to Metric Adapter 68PMT-X-M

PART NO.	TUBE SIZE	METRIC THREAD	L	B HEX	N
68PMT-4-M12	1/4	M12X1.5	1.19	11/16	.29
68PMT-4-M16	1/4	M16X1.5	1.29	7/8	.39
68PMT-6-M12	3/8	M12X1.5	1.40	3/4	.29
68PMT-6-M16	3/8	M16X1.5	1.35	7/8	.39
68PMT-8-M12	1/2	M12X1.5	1.45	7/8	.29
68PMT-8-M16	1/2	M16X1.5	1.52	7/8	.39
68PMT-8-M22	1/2	M22X1.5	1.31	1 1/16	.37
68PMT-10-M16	5/8	M16X1.5	1.78	1	.39



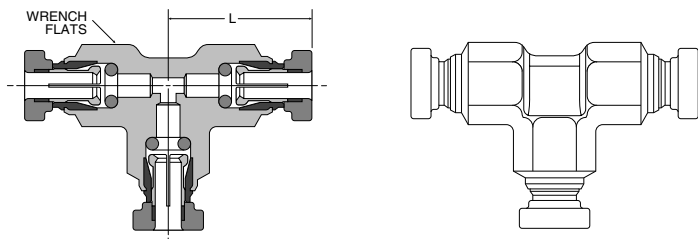
Bulkhead Male Connector 68PMTBH

PART NO.	TUBE SIZE	PIPE THREAD	L	P MAX	HEX A	HEX B	BULKHEAD HOLE DIA.
68PMTBH-6-8	3/8	1/2	2.37	.33	1-1/4	1-1/4	1
68PMTBH-8-8	1/2	1/2	2.38	.33	1-1/4	1-1/4	1



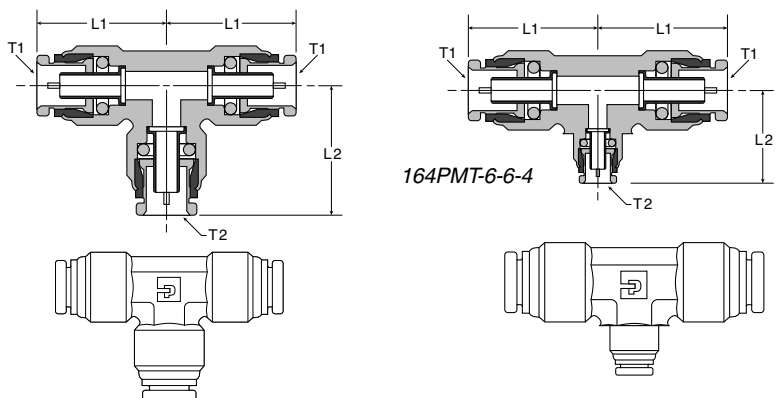
Union Tee 164PM

PART NO.	TUBE SIZE	L	WRENCH FLATS
164PM-2	1/8	.81	.42
164PM-5/32	5/32	.71	.42



Union Tee 164PMT

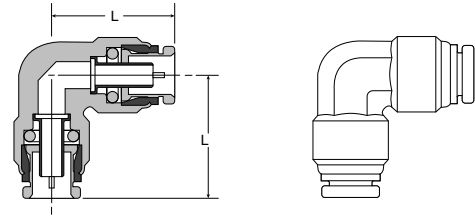
PART NO.	TUBE 1 SIZE	TUBE 2 SIZE	L1	L2
164PMT-4	1/4	1/4	.85	.85
164PMT-6	3/8	3/8	1.21	1.21
164PMT-6-6-5/32	3/8	5/32	1.22	.83
164PMT-6-6-4	3/8	1/4	1.21	.93
164PMT-8	1/2	1/2	1.27	1.27
164PMT-10	5/8	5/8	1.63	1.62



† U.S. Patent No. 5,683,120

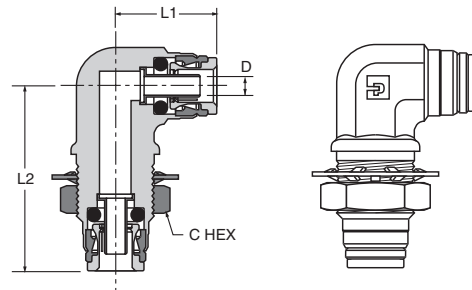
Union Elbow 165PMT

PART NO.	TUBE SIZE	L
165PMT-4	1/4	.85
165PMT-6	3/8	1.11
165PMT-8	1/2	1.24
165PMT-10	5/8	1.57



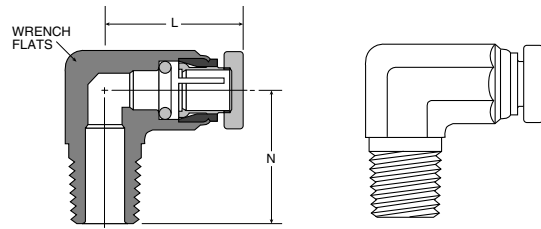
Union Bulkhead Elbow 165PMTBH

PART NO.	TUBE SIZE	L1	L2	C HEX	FLOW DIA. D	BULKHEAD HOLE DIA.
165PMTBH-8	1/2	1.29	2.45	1 1/4	.34	1



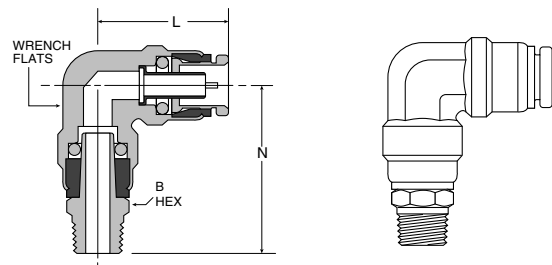
Male Elbow Non-Swivel 169PMNS

PART NO.	TUBE SIZE	PIPE THREAD	L	N	WRENCH FLATS
169PMNS-2-2	1/8	1/8	.86	.68	3/8
169PMNS-5/32-2	5/32	1/8	.88	.68	3/8
169PMNS-3-2	3/16	1/8	.75	.67	3/8
169PMNS-3-4	3/16	1/4	.74	.93	1/2



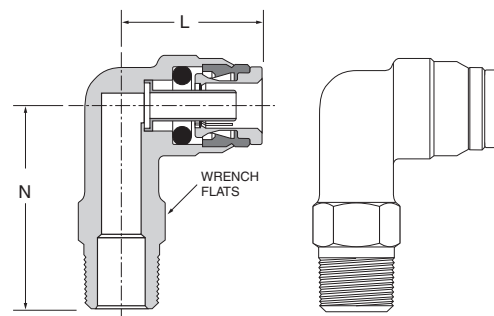
Male Elbow Swivel 90° 169PMT

PART NO.	TUBE SIZE	PIPE THREAD	L	N	WRENCH FLATS	B HEX
169PMT-4-2	1/4	1/8	.84	1.21	13/32	7/16
169PMT-4-4	1/4	1/4	.84	1.43	13/32	9/16
169PMT-4-6	1/4	3/8	.84	1.43	13/32	11/16
169PMT-6-2	3/8	1/8	1.11	1.41	9/16	9/16
169PMT-6-4	3/8	1/4	1.11	1.58	9/16	9/16
169PMT-6-6	3/8	3/8	1.11	1.58	9/16	11/16
169PMT-6-8	3/8	1/2	1.11	1.79	9/16	7/8
169PMT-8-4	1/2	1/4	1.27	1.73	11/16	5/8
169PMT-8-6	1/2	3/8	1.27	1.81	11/16	3/4
169PMT-8-8	1/2	1/2	1.27	1.96	11/16	7/8
169PMT-10-6	5/8	3/8	1.53	2.03	7/8	3/4
169PMT-10-8	5/8	1/2	1.53	2.18	7/8	7/8



Male Elbow Long Non-Swivel 90° 169PMTL

PART NO.	TUBE SIZE	PIPE THREAD	L	N	WRENCH FLATS
169PMTL-6-4	3/8	1/4	1.06	1.63	9/16
169PMTL-6-8	3/8	1/2	1.19	2.50	7/8
169PMTL-6-6	3/8	3/8	1.19	2.50	7/8
169PMTL-8-8	1/2	1/2	1.22	2.50	7/8
169PMTL-10-8	5/8	1/2	1.46	2.50	7/8

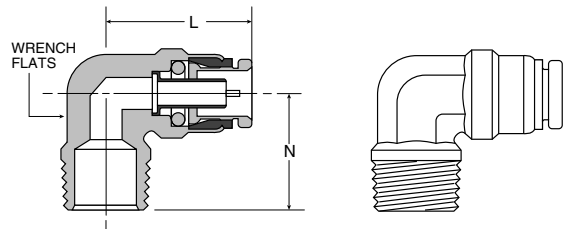


† U.S. Patent No. 5,683,120



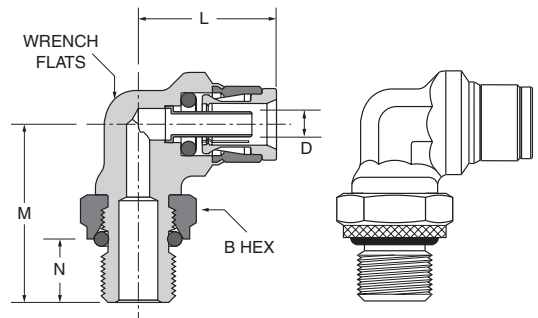
Male Elbow Non-Swivel 90° 169PMTNS

PART NO.	TUBE SIZE	PIPE THREAD	L	N	WRENCH FLATS
169PMTNS-4-2	1/4	1/8	.84	.72	1/2
169PMTNS-4-4	1/4	1/4	.84	.90	1/2
169PMTNS-4-6	1/4	3/8	.84	1.06	1/2
169PMTNS-6-2	3/8	1/8	1.05	.75	9/16
169PMTNS-6-4	3/8	1/4	1.05	.94	9/16
169PMTNS-6-6	3/8	3/8	1.05	.94	3/4
169PMTNS-6-8	3/8	1/2	1.12	1.26	11/16
169PMTNS-8-4	1/2	1/4	1.17	1.06	11/16
169PMTNS-8-6	1/2	3/8	1.22	1.06	11/16
169PMTNS-8-8	1/2	1/2	1.22	1.26	11/16
169PMTNS-10-6	5/8	3/8	1.46	1.11	7/8
169PMTNS-10-8	5/8	1/2	1.46	1.32	7/8
169PMTNS-12-8	3/4	1/2	1.81	1.44	1



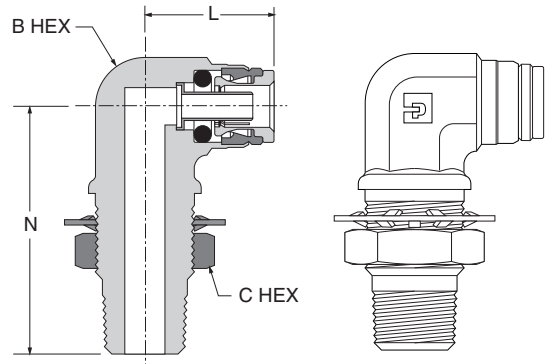
Male Elbow Non-Swivel to Metric Adapter 169PMTNS-X-M

PART NO.	TUBE SIZE	METRIC THREAD	WRENCH FLATS (MM)	B HEX (MM)	L	M	N
169PMTNS-4-M12	1/4	M12X1.5	10	17	.84	1.11	.37
169PMTNS-4-M16	1/4	M16X1.5	11	24	.96	1.27	.41
169PMTNS-4-M22	1/4	M22X1.5	16	30	1.09	1.53	.41
169PMTNS-6-M16	3/8	M16X1.5	19	24	1.23	1.27	.41
169PMTNS-8-M12	1/2	M12X1.5	16	17	1.21	1.31	.37
169PMTNS-8-M16	1/2	M16X1.5	16	24	1.26	1.34	.41
169PMTNS-8-M22	1/2	M22X1.5	19	30	1.26	1.59	.41
169PMTNS-12-M22	3/4	M22X1.5	27	30	1.77	1.59	.41



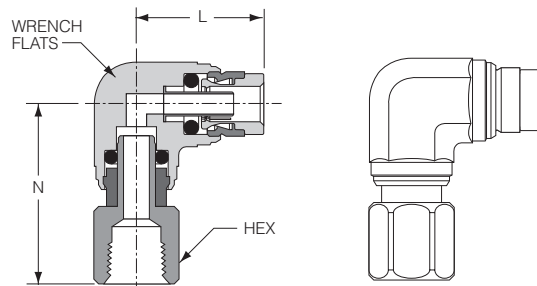
Male Elbow Bulkhead 169PMTBH

PART NO.	TUBE SIZE	PIPE THREAD	L	N	B HEX	C HEX	BULKHEAD HOLE DIA.
169PMTBH6-8	3/8	1/2	1.19	2.50	1-1/4	7/8	1
169PMTBH8-8	1/2	1/2	1.29	2.50	1-1/4	7/8	1



Female Elbow Swivel 90° 170PMT

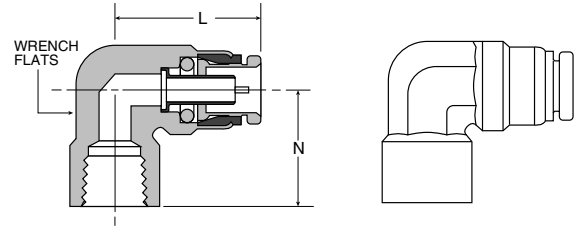
PART NO.	TUBE SIZE	PIPE THREAD	L	N	HEX	WRENCH FLATS
170PMT-4-2	1/4	1/8-27	.84	1.18	1/2	1/2



† U.S. Patent No. 5,683,120

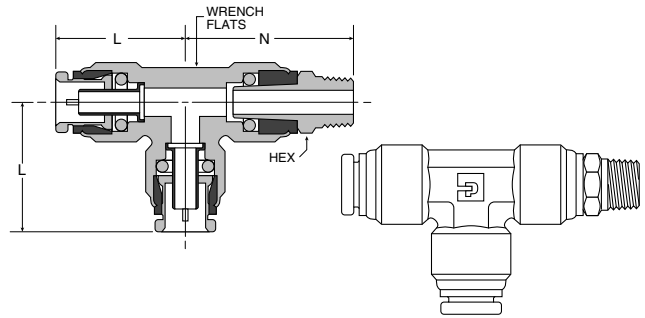
Female Elbow Non-Swivel 90° 170PMTNS

PART NO.	TUBE SIZE	PIPE THREAD	L	N	WRENCH FLATS
170PMTNS-4-2	1/4	1/8	.84	.56	11/16
170PMTNS-4-4	1/4	1/4	1.00	.67	11/16
170PMTNS-6-2	3/8	1/8	1.12	.64	9/16
170PMTNS-6-4	3/8	1/4	1.25	1.00	11/16
170PMTNS-6-6	3/8	3/8	1.25	1.00	13/16
170PMTNS-8-4	1/2	1/4	1.25	.75	11/16
170PMTNS-8-6	1/2	3/8	1.32	.88	11/16
170PMTNS-8-8	1/2	1/2	1.70	.98	1



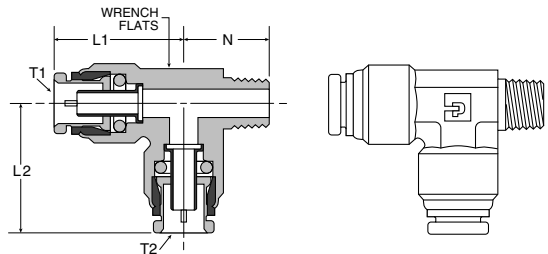
Male Run Tee Swivel 171PMT

PART NO.	TUBE SIZE	PIPE THREAD	L	N	HEX	WRENCH FLATS
171PMT-4-2	1/4	1/8	.85	1.25	7/16	1/2
171PMT-4-4	1/4	1/4	.85	1.48	9/16	1/2
171PMT-4-6	1/4	3/8	.85	1.43	11/16	1/2
171PMT-6-4	3/8	1/4	1.21	1.83	9/16	5/8
171PMT-6-6	3/8	3/8	1.21	1.83	11/16	5/8
171PMT-8-4	1/2	1/4	1.27	1.74	5/8	7/8
171PMT-8-6	1/2	3/8	1.27	1.83	3/4	7/8
171PMT-8-8	1/2	1/2	1.27	1.99	7/8	7/8



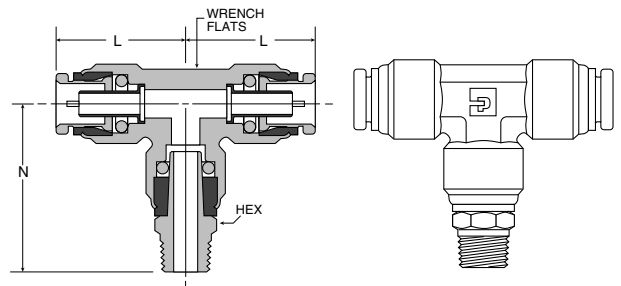
Male Run Tee Non-Swivel 171PMTNS

PART NO.	TUBE 1 SIZE	TUBE 2 SIZE	PIPE THREAD	L1	L2	N	WRENCH FLATS
171PMTNS-4-2	1/4	1/4	1/8	.91	.91	.77	15/32
171PMTNS-4-4	1/4	1/4	1/4	.91	.91	.94	15/32
171PMTNS-4-6-4	1/4	3/8	1/4	.93	1.21	.97	5/8
171PMTNS-6-4	3/8	3/8	1/4	1.21	1.21	.97	5/8
171PMTNS-6-4-4	3/8	1/4	1/4	1.21	.93	.97	5/8
171PMTNS-6-4-6	3/8	1/4	3/8	1.22	.97	.93	5/8
171PMTNS-6-6	3/8	3/8	3/8	1.21	1.21	.97	5/8
171PMTNS-6-8	3/8	3/8	1/2	1.17	1.17	1.26	5/8
171PMTNS-8-4	1/2	1/2	1/4	1.28	1.28	1.06	7/8



Male Branch Tee Swivel 172PMT

PART NO.	TUBE SIZE	PIPE THREAD	L	N	HEX	WRENCH FLATS
172PMT-4-2	1/4	1/8	.85	1.25	7/16	1/2
172PMT-4-4	1/4	1/4	.85	1.43	9/16	1/2
172PMT-6-2	3/8	1/8	1.22	1.66	9/16	5/8
172PMT-6-4	3/8	1/4	1.22	1.83	5/8	5/8
172PMT-6-6	3/8	3/8	1.22	1.83	3/4	5/8
172PMT-8-4	1/2	1/4	1.27	1.73	5/8	7/8
172PMT-8-6	1/2	3/8	1.27	1.79	3/4	7/8
172PMT-8-8	1/2	1/2	1.27	1.97	7/8	7/8

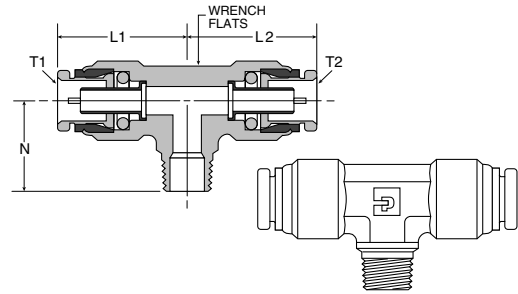


† U.S. Patent No. 5,683,120



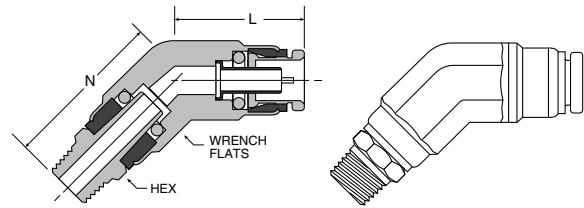
Male Branch Tee Non-Swivel 172PMTNS

PART NO.	TUBE 1 SIZE	TUBE 2 SIZE	PIPE THREAD	L1	L2	N	WRENCH FLATS
172PMTNS-4-2	1/4	1/4	1/8	.91	.91	.78	1/2
172PMTNS-6-4	3/8	3/8	1/4	1.21	1.21	.97	5/8
172PMTNS-6-4-4	3/8	1/4	1/4	1.21	.93	.97	5/8
172PMTNS-6-6	3/8	3/8	3/8	1.21	1.21	.97	5/8
172PMTNS-6-8	3/8	3/8	1/2	1.17	1.17	1.26	7/8
172PMTNS-8-6	1/2	1/2	3/8	1.28	1.28	1.06	7/8
172PMTNS-8-6-8	1/2	3/8	1/2	1.25	1.25	1.25	7/8
172PMTNS-8-8	1/2	1/2	1/2	1.34	1.34	1.25	7/8



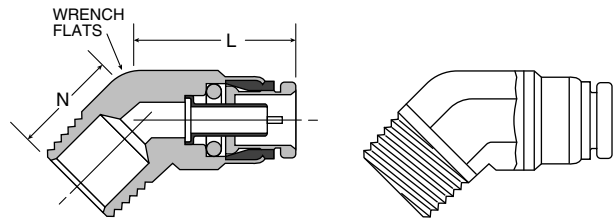
Male Elbow Swivel 45° 179PMT

PART NO.	TUBE SIZE	PIPE THREAD	L	N	HEX	WRENCH FLATS
179PMT-4-2	1/4	1/8	.79	1.16	7/16	9/16
179PMT-4-4	1/4	1/4	.89	1.46	9/16	9/16
179PMT-6-2	3/8	1/8	.99	1.44	5/8	3/4
179PMT-6-4	3/8	1/4	.99	1.61	5/8	3/4
179PMT-6-6	3/8	3/8	.99	1.61	5/8	3/4
179PMT-8-4	1/2	1/4	1.20	1.70	5/8	7/8
179PMT-8-6	1/2	3/8	1.20	1.78	3/4	7/8
179PMT-8-8	1/2	1/2	1.20	1.93	7/8	7/8



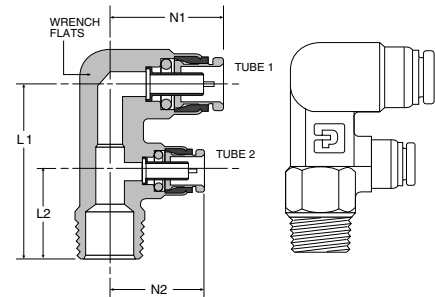
Male Elbow Non-Swivel 45° 179PMTNS

PART NO.	TUBE SIZE	PIPE THREAD	L	N	WRENCH FLATS
179PMTNS-4-2	1/4	1/8	.80	.56	9/16
179PMTNS-4-4	1/4	1/4	.80	.75	9/16
179PMTNS-6-2	3/8	1/8	.99	.55	3/4
179PMTNS-6-4	3/8	1/4	.99	.73	3/4
179PMTNS-6-6	3/8	3/8	.99	.73	3/4
179PMTNS-8-4	1/2	1/4	1.28	.81	13/16
179PMTNS-8-6	1/2	3/8	1.28	.81	13/16
179PMTNS-8-8	1/2	1/2	1.28	1.06	13/16
179PMTNS-10-6	5/8	3/8	1.22	.88	1 1/16
179PMTNS-10-8	5/8	1/2	1.22	1.00	1 1/16
179PMTNS-12-8	3/4	1/2	1.41	1.25	1 5/16



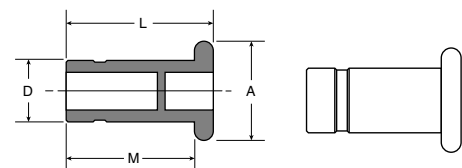
Dual port 90° male elbow non-swivel 189PMT

PART NO.	TUBE 1 SIZE	TUBE 2 SIZE	PIPE THREAD	L1	L2	N1	N2	WRENCH FLATS
189PMT4-4-4	1/4	1/4	1/4	1.91	.89	.95	.95	5/8
189PMT6-4-6	3/8	1/4	3/8	2.38	1.00	1.19	1.12	3/4
189PMT10-4-6	5/8	1/4	3/8	2.38	1.00	1.28	1.12	3/4
189PMT10-6-6	5/8	3/8	3/8	2.38	1.00	1.26	1.18	3/4



Push-To-Connect Fitting Plug 639PM/639PMT

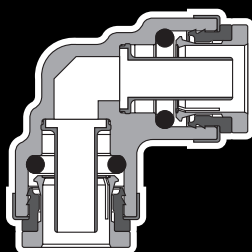
PART NO.	TUBE SIZE	L	M	A	D
639PM-5/32BL	5/32	1.09	1.00	.39	.156
639PMT-4	1/4	1.14	.96	.48	.250
639PMT-6	3/8	1.33	1.15	.67	.375
639PMT-8	1/2	1.33	1.15	.81	.500



Specify color when ordering Black (BL) or Blue (BU), example 639PMT-4BU

Note: use appropriate PM/PMT style connection as determined by part number.

† U.S. Patent No. 5,683,120



PTC Composite Push-In Air Brake Fitting

Advantages

The design of the Parker PTC Composite Air Brake Fitting Complies with the performance requirements of D.O.T. FMVSS 571.106, SAE J1131 and SAE J2494-3.

No special tools are needed to assemble. Just bottom the tubing in the fitting for a positive seal. Tube support design assures maximum flow. Brass componentry includes a shoulder on the collet for increased side load capabilities, contamination resistance features and tight internal tolerances for a close fit and smooth operation.

Application

Use with Parker Parflex SAE J844 type A & B nylon tubing. Designed for all D.O.T. truck and trailer applications. Consult the factory with any questions regarding special product applications. Prior to use, all applications should be carefully tested through the range of conditions which may be encountered.

Features

1. Composite body - Strong, lightweight, compact and impact resistant
2. Staked-in Stainless Steel tube support stays in place for ease of and proper assembly.
3. All threads are per SAE J476, with a substantial hex to facilitate wrenching operations.
4. Lubricated O-Ring seal (Buna N) insures a quick, easy and positive seal.
5. Innovative Collet design insures positive grip on tubing.
6. Release button offers quick and easy disconnections.

Technical Data

- Working pressure from vacuum to 250 psi.
- Working temperature from -40° to +200°F (Note: see tubing manufacturer's recommendations for pressure and temperature limitations)
- Buna N (Nitrile) O-Rings

Order

By part number and name

Nomenclature

Part numbers are constructed from symbols that identify the style and size of the fitting. The first series of numbers and letters identify the style and type of fitting.

Example:

Male Elbow 90° 369 PTC 6 4
 Composite Push-In Air Brake Fitting
 3/8" (6/16) Tube Size
 1/4" (4/16) Pipe Thread

* Thread sealant available upon request

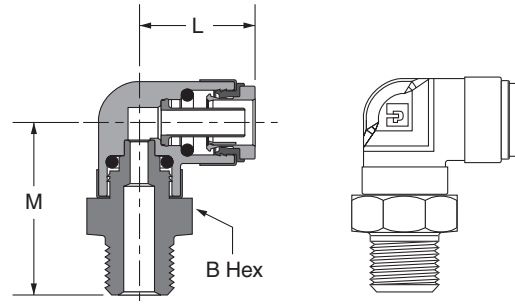
Special Fittings

Fitting configurations and/or sizes other than those shown in the catalog can be furnished. It is suggested that a print or sketch be submitted with the inquiry. Price and delivery for non-stock items furnished on request for specified quantities.



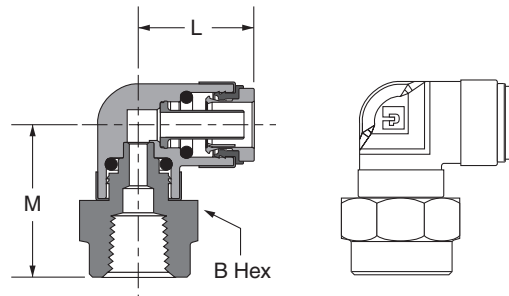
Male Elbow Swivel 90° 369PTC

PART NO.	TUBE SIZE	PIPE THREAD	B HEX	L	M
369PTC-4-2	1/4	1/8	9/16	.69	1.05
369PTC-4-4	1/4	1/4	9/16	.69	1.20
369PTC-4-6	1/4	3/8	3/4	.69	1.20
369PTC-4-8	1/4	1/2	7/8	1.10	1.47
369PTC-6-2	3/8	1/8	3/4	.99	1.13
369PTC-6-4	3/8	1/4	3/4	.99	1.28
369PTC-6-6	3/8	3/8	3/4	.99	1.28
369PTC-6-8	3/8	1/2	7/8	.99	1.47
369PTC-8-4	1/2	1/4	15/16	1.11	1.39
369PTC-8-6	1/2	3/8	15/16	1.11	1.39
369PTC-8-8	1/2	1/2	15/16	1.11	1.58
369PTC-10-6	5/8	3/8	1-1/16	1.33	1.60
369PTC-10-8	5/8	1/2	1-1/16	1.33	1.79
369PTC-12-8	3/4	1/2	1-3/16	1.52	1.89
369PTC-12-12	3/4	3/4	1-3/16	1.52	1.99



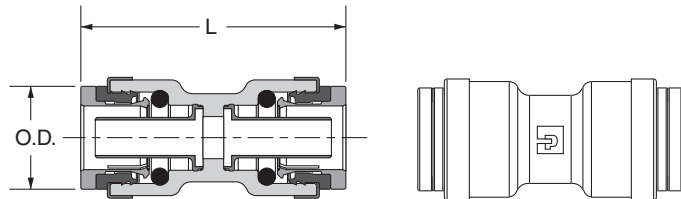
Female Elbow Swivel 90° 370PTC

PART NO.	TUBE SIZE	PIPE THREAD	B HEX	L	M
370PTC-4-2	1/4	1/8	5/8	.69	.89
370PTC-4-4	1/4	1/4	3/4	.69	1.05
370PTC-6-2	3/8	1/8	3/4	.99	.90
370PTC-6-4	3/8	1/4	3/4	.99	1.13
370PTC-6-6	3/8	3/8	13/16	.99	1.19
370PTC-8-6	1/2	3/8	15/16	1.11	1.30
370PTC-8-8	1/2	1/2	1-1/16	1.11	1.49
370PTC-10-8	5/8	1/2	1-1/16	1.33	1.67



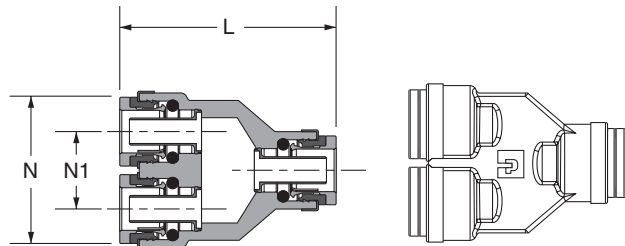
Union 32PTC

PART NO.	TUBE SIZE	L	O.D.
32PTC-6	3/8	1.61	.73
32PTC-8	1/2	1.75	.88
32PTC-10	5/8	2.15	1.02
32PTC-12	3/4	2.50	1.17



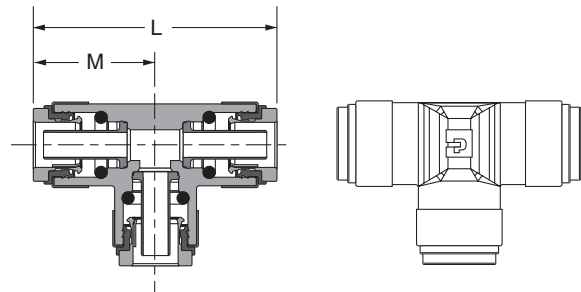
Union Y 362PTC

PART NO.	TUBE SIZE	L	N	N1
362PTC-6	3/8	1.99	1.41	.68



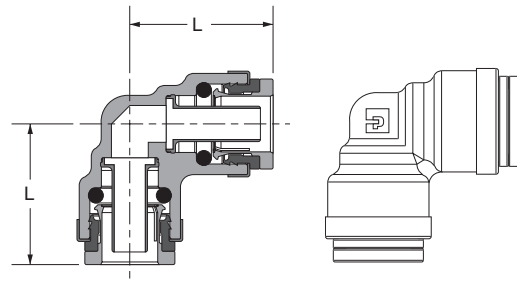
Union Tee 364PTC

PART NO.	TUBE SIZE	L	M
364PTC-4	1/4	1.42	.71
364PTC-6	3/8	1.99	.99
364PTC-8	1/2	2.25	1.13
364PTC-10	5/8	2.82	1.41



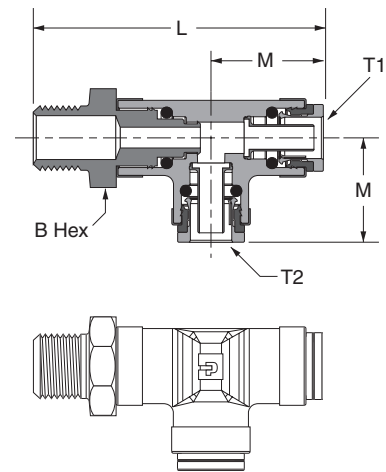
Union Elbow 365PTC

PART NO.	TUBE SIZE	L
365PTC-6	3/8	.99
365PTC-8	1/2	1.11



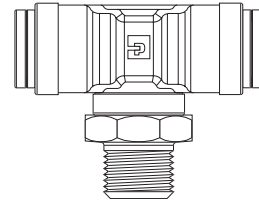
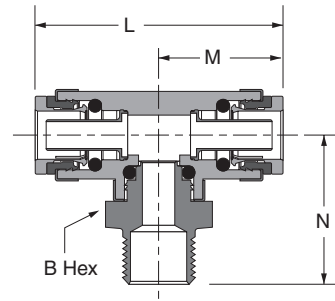
Male Run Tee Swivel 371PTC

PART NO.	TUBE SIZE 1	TUBE SIZE 2	PIPE THREAD	B HEX	L	M
371PTC-4-2	1/4	1/4	1/8	9/16	1.93	.71
371PTC-4-4	1/4	1/4	1/4	9/16	2.08	.71
371PTC-4-6	1/4	1/4	3/8	3/4	2.08	.71
371PTC-6-4	3/8	3/8	1/4	3/4	2.27	.99
371PTC-6-4-4	3/8	1/4	1/4	3/4	2.27	1.08
371PTC-6-6	3/8	3/8	3/8	3/4	2.27	.99
371PTC-8-4	1/2	1/2	1/4	15/16	2.55	1.13
371PTC-8-6	1/2	1/2	3/8	15/16	2.55	1.13
371PTC-8-8	1/2	1/2	1/2	15/16	2.74	1.13
371PTC-10-8	5/8	5/8	1/2	1-1/16	3.22	1.41



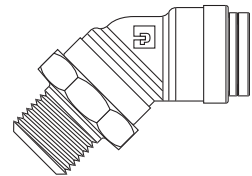
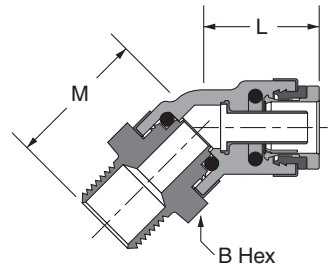
Male Branch Tee Swivel 372PTC

PART NO.	TUBE SIZE	PIPE THREAD	B HEX	L	M	N
372PTC-4-2	1/4	1/8	9/16	1.42	.73	1.22
372PTC-4-4	1/4	1/4	9/16	1.42	.71	1.37
372PTC-4-6	1/4	3/8	3/4	1.42	.71	1.37
372PTC-6-2	3/8	1/8	3/4	1.99	.99	1.17
372PTC-6-4	3/8	1/4	3/4	1.99	.99	1.32
37PTC-6-6	3/8	3/8	3/4	1.99	.99	1.32
372PTC-8-4-8	1/2x1/4	1/2	15/16	2.28	1.14	1.58
372PTC-8-6	1/2	3/8	15/16	2.25	1.13	1.39
372PTC-8-8	1/2	1/2	15/16	2.25	1.13	1.58
372PTC-10-8	5/8	1/2	1-1/16	2.82	1.41	1.81

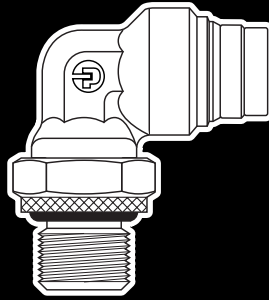


Male Elbow Swivel 45° 379PTC

PART NO.	TUBE SIZE	PIPE THREAD	B HEX	L	M
379PTC-4-2	1/4	1/8	9/16	.64	.97
379PTC-4-4	1/4	1/4	9/16	.64	1.12
379PTC-4-6	1/4	3/8	3/4	.64	1.12
379PTC-6-2	3/8	1/8	3/4	.87	1.01
379PTC-6-4	3/8	1/4	3/4	.87	1.16
379PTC-6-6	3/8	3/8	3/4	.87	1.16
379PTC-8-4	1/2	1/4	15/16	1.01	1.20
379PTC-8-6	1/2	3/8	15/16	1.01	1.20
379PTC-8-8	1/2	1/2	15/16	1.01	1.39
379PTC-10-6	5/8	3/8	1-1/16	1.18	1.42
379PTC-10-8	5/8	1/2	1-1/16	1.18	1.61
379PTC-12-8	3/4	1/2	1-3/16	1.35	1.69
379PTC-12-12	3/4	3/4	1-3/16	1.35	1.79



H



Metric Prestomatic Air Brake Push-In Fittings

Advantages

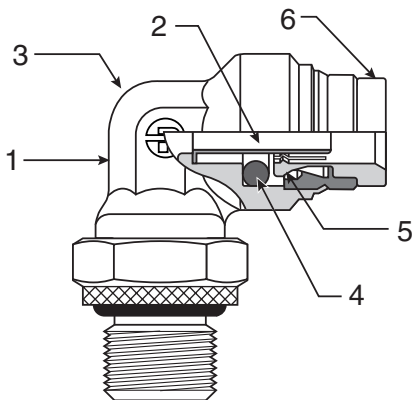
Patented design of sizes 6mm and above meet DIN 74324 and D.O.T. FMVSS 571.106 air brake performance specifications. No special tools are needed to assemble. Just bottom the tubing in the fitting body for a positive seal.

Application

Use with DIN 73378 virgin nylon or SAE J1394 tubing. Designed for DIN and D.O.T. truck and trailer applications. Consult the factory with any questions regarding special product applications. Prior to use, all applications should be carefully tested through the range of conditions which may be encountered.

Features

1. All brass body.
2. Stainless steel tube support
3. Elbows and tees utilize the Universal Stud HOBS nut design.
4. Lubricated O-Ring Seal (Buna N) insures a quick, easy and positive seal.
5. Innovative Collet design insures positive grip on tubing.
6. Release Button offers quick and easy disconnections.



Technical Data

- Working pressure up to 250 psi.
- Working temperature from -40° F to +200° F (Note: see tubing manufacturer's recommendations for pressure and temperature limitations).
- Buna N (Nitrile) O-Rings.
- **DIN 74324: Air brake systems thermoplastic tubes and pipe requirements and testing**
- **DIN 73378: Polymade tubing for motor vehicles.**

Order

By part number and name.

Nomenclature

Part numbers are constructed from symbols that identify the style and size of the fitting. The first series of numbers and letters identify the style and type of fitting. The Prestomatic series 6mm and above has a brass tube support and is designated with a "PMT" suffix.

Example:

	F	8	U	PMTB	8	M22
Straight Male Connector	—	—	—	—	—	—
Metric Parallel	—	—	—	—	—	—
Universal Stud	—	—	—	—	—	—
Air Brake Push-In Fitting—Brass Body	—	—	—	—	—	—
8mm Tube Size	—	—	—	—	—	—
22mm Port Thread	—	—	—	—	—	—

Special Fittings

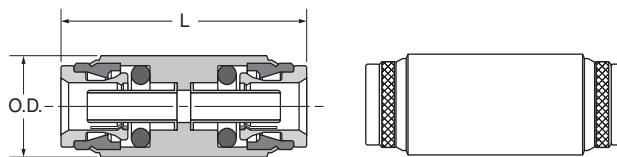
Fitting configurations and/or sizes other than those shown in the catalog can be furnished. It is suggested that a print or sketch be submitted with the inquiry. Price and delivery for non-stock items furnished on request for specified quantities.

Pricing

Only items priced in current supplementary price list PL3501 are carried in stock. Price and delivery for non-stock items furnished on request for specified quantity.

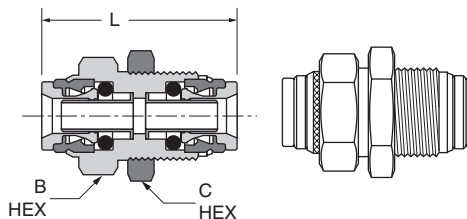
Union HPMTB

PART NO.	TUBE SIZE (mm)	L (mm)	O.D. (mm)
HPMTB6	6	45.2	15.9
HPMTB8	8	45.3	17.5
HPMTB10	10	51.7	22.2
HPMTB12	12	51.7	22.2



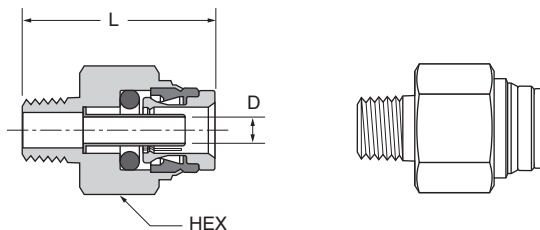
Male Bulkhead Union WPMTB

PART NO.	TUBE SIZE (MM)	METRIC THREAD	L (MM)	B HEX (MM)	C HEX (MM)	BULKHEAD HOLE DIA. (MM)
WPMTB6	6	M20X1.5	47.5	22	24	20
WPMTB8	8	M20X1.5	47.2	22	24	20
WPMTB10	10	M22X1.5	52.3	27	27	22
WPMTB12	12	M24X1.5	52.1	27	30	24



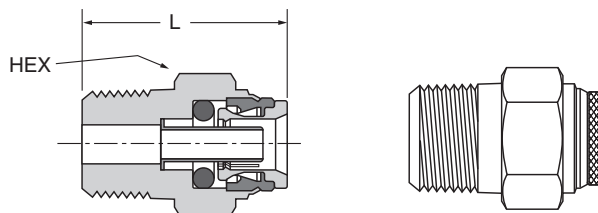
Male Connector F2PMTB

PART NO.	TUBE (mm)	PIPE THREAD	L (mm)	HEX (mm)	FLOW DIA. D(mm)
F2PMTB8-1/8	8	1/8	33.79	19	4.90
F2PMTB8-1/4	8	1/4	38.38	19	4.90
F2PMTB10-1/8	10	1/8	36.83	20	5.60
F2PMTB10-1/4	10	1/4	36.83	20	6.35



Male Connector BSPT F3PMTB

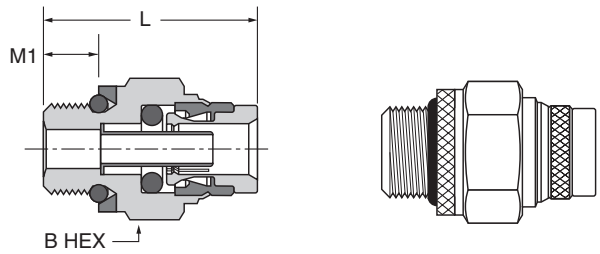
PART NO.	TUBE (mm)	BSPT THREAD	L (mm)	HEX (mm)
F3PMTB8-1/2	8	1/2	35.1	22
F3PMTB10-1/4	10	1/4	39.9	22
F3PMTB10-3/8	10	3/8	36.2	22
F3PMTB10-1/2	10	1/2	39.6	22
F3PMTB12-1/4	12	1/4	40.6	22
F3PMTB12-3/8	12	3/8	40.4	22
F3PMTB12-1/2	12	1/2	40.4	22



H

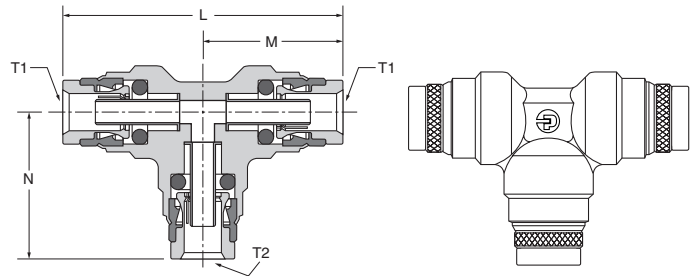
Male Connector Metric Straight Thread F8UPMTB

PART NO.	TUBE SIZE (mm)	METRIC THREAD	L (mm)	B HEX (mm)	M1 (mm)
F8UPMTB6-M10	6	M10x1	29.7	17	6.4
F8UPMTB6-M12	6	M12x1.5	29.1	17	7.5
F8UPMTB6-M14	6	M14x1.5	29.1	22	7.5
F8UPMTB6-M16	6	M16x1.5	31.6	22	10.0
F8UPMTB6-M22	6	M22x1.5	29.7	27	9.5
F8UPMTB8-M10	8	M10x1	31.4	22	6.4
F8UPMTB8-M12	8	M12x1.5	33.0	22	7.5
F8UPMTB8-M14	8	M14x1.5	33.0	22	7.5
F8UPMTB8-M16	8	M16x1.5	31.0	22	10.0
F8UPMTB8-M22	8	M22x1.5	28.8	27	9.5
F8UPMTB10-M10	10	M10x1	34.8	22	6.4
F8UPMTB10-M12	10	M12x1.5	36.9	22	7.5
F8UPMTB10-M14	10	M14x1.5	36.8	22	7.5
F8UPMTB10-M16	10	M16x1.5	37.5	22	10.0
F8UPMTB10-M22	10	M22x1.5	31.1	27	9.5
F8UPMTB12-M12	12	M12x1.5	37.3	22	7.5
F8UPMTB12-M14	12	M14x1.5	36.8	22	7.5
F8UPMTB12-M16	12	M16x1.5	39.7	22	10.0
F8UPMTB12-M22	12	M22x1.5	33.4	27	9.5
F8UPMTB16-M16	16	M16x1.5	39.7	27	10.0
F8UPMTB16-M22	16	M22x1.5	33.3	27	9.5



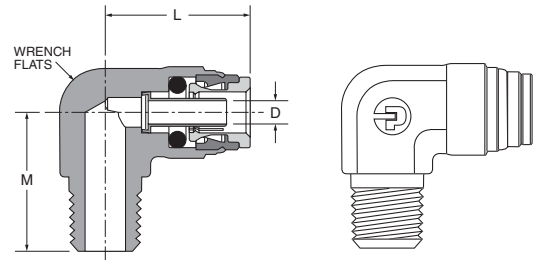
Union Tee JPMTB

PART NO.	TUBE 1 (mm)	TUBE 2 (mm)	L (mm)	M (mm)	N (mm)
JPMTB6	6	6	51.3	25.6	26.7
JPMTB8	8	8	53.2	26.6	26.7
JPMTB10	10	10	60.4	30.2	31.4
JPMTB12	12	12	63.3	31.7	35.0
JPMTB12-12-6	12	6	63.3	31.7	28.1
JPMTB12-12-8	12	8	63.3	31.7	32.9



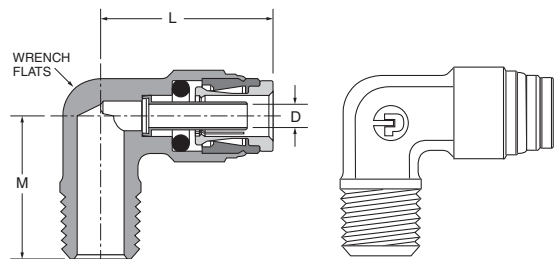
Male Elbow Non-Swivel C2PMTB

PART NO.	TUBE SIZE (MM)	PIPE THREAD	WRENCH FLATS (MM)	L (MM)	M (MM)	FLOW DIA. (MM)
C2PMTB8-1/4	8	1/4	16	28.5	26.9	4.83



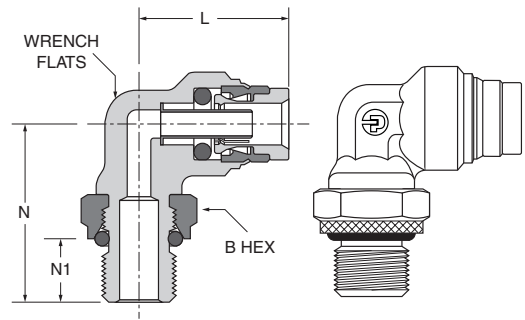
Male Elbow Non-Swivel BSPT C3PMTB

PART NO.	TUBE SIZE (MM)	BSPT THREAD	WRENCH FLATS (MM)	L (MM)	M (MM)
C3PMTB6-1/4	6	1/4	11	27.9	23.1
C3PMTB10-1/4	10	1/4	17	31.8	25.4
C3PMTB10-3/8	10	3/8	17	31.8	25.4
C3PMTB10-1/2	10	1/2	22	34.3	33.5
C3PMTB12-1/4	12	1/4	22	34.3	28.5
C3PMTB12-3/8	12	3/8	22	34.3	29.2
C3PMTB12-1/2	12	1/2	22	34.3	33.5



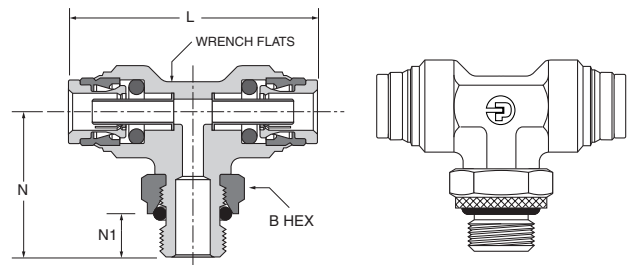
Male Elbow Metric Straight Thread C8UPMTB

PART NO.	TUBE SIZE (mm)	METRIC THREAD	WRENCH FLATS (mm)	B HEX (mm)	L (mm)	N (mm)	N1 (mm)
C8UPMTB6-M10	6	M10x1	10	14	24.8	26.0	7.5
C8UPMTB6-M12	6	M12x1.5	10	17	24.8	28.2	9.5
C8UPMTB6-M16	6	M16x1.5	11	24	25.0	34.0	10.5
C8UPMTB6-M22	6	M22x1.5	16	30	28.1	41.4	10.5
C8UPMTB8-M12	8	M12x1.5	16	17	27.5	33.0	9.5
C8UPMTB8-M14	8	M14x1.5	16	19	26.7	33.5	9.5
C8UPMTB8-M16	8	M16x1.5	16	24	27.5	34.0	10.5
C8UPMTB8-M22	8	M22x1.5	19	30	32.0	40.4	10.5
C8UPMTB10-M12	10	M12x1.5	16	17	29.4	30.2	9.5
C8UPMTB10-M16	10	M16x1.5	19	24	30.3	33.5	10.5
C8UPMTB10-M22	10	M22x1.5	19	30	32.0	38.4	10.5
C8UPMTB12-M16	12	M16x1.5	16	24	31.2	35.6	10.5
C8UPMTB12-M22	12	M22x1.5	16	30	32.9	38.4	10.5
C8UPMTB16-M16	16	M16x1.5	19	24	30.6	36.4	10.5
C8UPMTB16-M22	16	M22x1.5	25	30	31.7	40.4	10.5



Male Branch Tee Swivel Metric Straight Thread S8UPMTB

PART NO.	TUBE SIZE (mm)	METRIC THREAD	WRENCH FLATS (mm)	B HEX (mm)	L (mm)	N (mm)	N1 (mm)
S8UPMTB8-M16	8	M16x1.5	14	24	52.4	29.5	10.5
S8UPMTB12-M16	12	M16x1.5	19	24	65.9	37.6	10.5
S8UPMTB12-M22	12	M22x1.5	23	30	65.9	35.6	10.5
S8UPMTB16-M22	16	M22x1.5	16	24	64.3	40.1	10.5



Male Elbow 45° Metric Straight Thread V8UPMTB

PART NO.	TUBE SIZE (mm)	METRIC THREAD	WRENCH FLATS (mm)	B HEX (mm)	L (mm)	N (mm)	N1 (mm)
V8UPMTB10-M22	10	M22x1.5	22	30	31.7	28.5	10.5
V8UPMTB12-M22	12	M22x1.5	27	30	31.7	28.5	10.5

