



aerospace
climate control
electromechanical
filtration
fluid & gas handling
hydraulics
pneumatics
process control
sealing & shielding



Industrial Hoses

Catalogue



ENGINEERING YOUR SUCCESS.

Parker Hose Products

A short summary of a long history

Parker Hose Products Division, established in 1948, is both a pioneer and market leader in the hose business.

With its history of success as a world leader in the flexible rubber hose market, Parker now more than ever continues to pursue aggressively new technologies and business, and because of this, offers its customers the best solution for each and every hose application.

Parker has built a strong relationship at the OEM and aftermarket levels, tailoring its products and services to the special requirements of both markets.

Parker's goal is constant success. Cooperation with our customers brings about confidence and reliability, mutual respect, open communication and prompt and problem-solving responses.

Hose Products Division Europe has its headquarters in Veniano, Italy, and can supply the hoses and services you need for your particular business.

Customer Focused

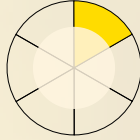
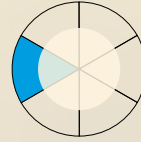
Hose Products Division Europe is customer focused and serving European markets with hydraulic and industrial hose products and services.

By maximising value for our customers through quality and service, we can contribute to their and our own long-term profitability. As an easy-to-deal-with organization, we see the empowerment of everyone involved as the key success factor in remaining the preferred source for our markets.



Industrial Hoses and Couplings

Long length hoses, mandrel-made hoses, PVC-PU hoses and Couplings

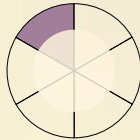
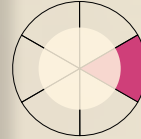


Hydraulic Hoses

Low pressure, medium pressure and high pressure braided and spiral hoses

Hydraulic Fittings

Permanent crimp fittings and re-usable fittings

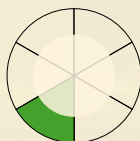
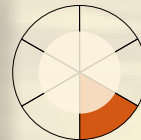


Hose and Tube Assemblies

Hose assemblies, rigid tubes, hose/tube combinations, Tech. Services, Kanban, Kitting

Mining Products

Mining hoses, adaptors, valves, filters, pipelines, couplings, manifolds



Rubber Compounds

Standard compounds and customer specific formulations. All compounds available in black and a range of other colours.

A giant step

into the industrial hose world

Parker industrial hoses, formerly sold under the ITR brand name, have given excellent service and quality to our customers for more than a century. With its history of success in the industrial hose business, Parker now more than ever continues to pursue aggressively new technologies and business, and because of this offers our customers the best solution for each and every hose application.

Industrial hose production

The Parker industrial hose production unit has long-standing experience in the manufacture and supply of high quality industrial hoses that meet the demands of today's market.

Ecology

Caring for and ensuring the sustainability of the planet is our intention; we therefore develop and improve hoses for alternative fuels like gas, natural oils, ester oils etc. for environmentally-friendly technologies such as the new SCR one. Parker developed nitrosamine-free compounds to improve the quality of life and of the environment.

Improvement

Furthermore we constantly update the performance of our Parker industrial hoses to help you work smarter, faster, and better. A high abrasion resistance hose with an inner tube made of ceramic hexagonal plates is one of our latest developments for ultra-high abrasion resistance.

Brand promise

Parker is the global leader in motion and control technologies, partnering with its customers to improve their productivity and profitability. It is not just a slogan, but the expression of our commitment to our customers. Partnership with a strong network of certified distributors enables market needs and evolution to be fully understood and served.

Market segments for industrial hoses:

- Industrial and Mobile
- Petrochemical
- Construction and Building
- Shipyards
- Agriculture
- Food and Beverage
- Mining
- Pulp and Paper
- Automotive

Quality

Parker is a company which operates in compliance with the quality system laid down by the UNI EN ISO 9001 and 14001 standard, certified by Det Norske Veritas.

More and more Parker industrial hoses are certified by the main international certification bodies such as: RINA, Cerisie, DNV, TÜV Rheinland, Lloyd's Register etc.



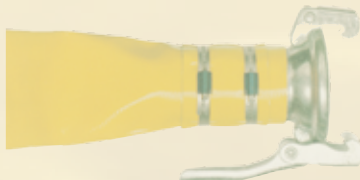
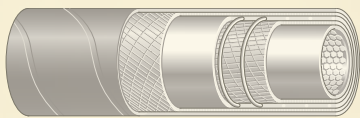
Rubber and PVC-PU Hoses

for industrial applications

Parker strives to launch new and innovative hoses designed to meet all your material transfer requirements. Our complete line of RUBBER and PVC-PU hoses, combined with industry-leading technical training, customer service, field sales support and a distribution network can help and assist you in getting the right product for your application.



Our product range includes industrial hoses for conveying materials such as water, steam, air, abrasive products, chemical media, fuels and mineral oils, technical and domestic gases, etc.



Specially designed hoses for dedicated applications such as petrochemical or aviation are manufactured with premium quality NBR and chloroprene compounds to limit the risk of fluid contamination and to prolong hose service life. Corrugated hoses are also available to give better performance in terms of flexibility and easy handling.



Nitrosamine-free compound hoses represent the real news in Parker's industrial hose programme - they improve both environmental conditions and the quality of life.

The continuous development of Parker products is the best guarantee of premium quality hoses.



General Information A

Oil and Fuel Hoses B

Automotive and Boat Hoses C

Air Hoses D

Water Hoses E

Hot Water and Steam Hoses F

Acid and Chemical Hoses G

Material Handling Hoses H

Beverage and Food Hoses I

Gas Hoses J

Ducting Hoses K

Agricultural Spray Hoses L

Cable Protection Hoses M

Multipurpose Hoses N

Couplings O



Alphabetical Index

A

AIR SP 318 N/L 15 - NY/L 15	D12
AIRBRAKE DIN 74310	C7
AIRBRAKE SAE J 1402-A	C8
AIRSTATION 2000 NB/L	D15
AIRTEMP 220	D21
ALIREX	I10
APERFLAT LY	E11
APERFLAT MB	E12
APERFRUT 20	D14
APERFRUT 20 - 40 - 80	L5
APERSPIR	I13
APERSPIR PU	H13
AQUAPRESS 15	E10
ARTIREX	E18
ASPIREX	K4
ASPIREX 140 °C	K8
ASPIREX PU/ANC	K6
ASPIREX PU/R	K7
AUTOGAS ECE 67/110 CLASS 2	C14
AUTOGENE EN 559 NR/ - NB/L - R 20	J4

B

BETON 80	H9
BEVERA 10	E13
BIPRESS EN 559 B-R/L 20	J5

C

CABLE 109	M8
CABLE SN 10	M5
CABLEPRESS B/L 10 - 20	M4
CARBO G NW/L 10 - NB/R 10	J7
CARBOBLUE N/L 10 - 20	G9
CARBOCORD 10 - 15	B5
CARBOCORD 18 TÜV	B15
CARBOCORD EN 12115	B14
CARBOCORD EN ISO 7840 A1	C17
CARBOCORD F 10	B10
CARBOPRESS D ARTIC N/L	B13
CARBOPRESS D EN 1360/1 N/L	B11
CARBOPRESS D EN 1360/3	B12
CARBOPRESS EN ISO 7840 A1	C16
CARBOPRESS N/L 10 - 20	B4
CARBOPRESS SAE J 200 N/L	C9
CARBOPRESS SAE J 30 R7 N/L	C10
CARBUREX	B20
CARBUREX/ANC	B21
CARBURITE 10	B6
CARBURITE 16	B7
CARBURITE 16 TÜV	B8
CARBURITE BS 3492-D	B16
CARBURITE EN ISO 7840 A1	C18
CARBURITE F 10	B9
CEMENT 713 10	H6
CEMENT SM 10	H5
CERGOM	H14
CHEMIOEL 10 EN 12115 OND	B18
CHEMIOEL EN 12115	B17

D

DIVER 100 EN 250 N/L	D22
DRINKPRESS WB/L 10	I4

E

ENOREX	I11
ENOREX NA	I12
ENOTRIA 10	I8

F

FALERNO 10	I9
FIREPRESS N/L - NR/L 20	N7
FLEXIREX	K5
FLEXIREX/N	C15
FORTIREX PU/ANC	H12
FRUTPRESS N/L 50 - 80 - 100	L4
FUCINO 10 - 20	E4

G

GAMBRINUS SM WB 10	I6
GAMBRINUS UPE WB SM EN 12115	I7
GAMBRINUS WB 10	I5
GASTRUCK EN 1762 D-M	B22

I

IDRO 10	E8
INERPRESS EN 559 N/L 20	J12
INGLAS 30	E16
INTONACATRICI 12	H7
INTONACATRICI 25 - 40	H8
ISOLCORD HT 20	D20
ISOLPRESS B/L 20	D18
ISOLPRESS HT N/L 20	D19
ITTIREX	I18

J

JETCORD B EN 1361	B24
JETCORD C EN 1361	B25
JETCORD E EN 1361	B26
JETCORD F EN 1361	B27
JETCORD XT/C	B28
JUMBO N/L	N12

L

LAVAPRESS KTW N/L 20	F11
LAVAPRESS NG/L 30	F12
LIBECCIO EN ISO 3861	H4

M

MASKPRESS EN 14594 Class B N/L 100	D23
MEDIREX PU	H11
MEDIREX SE	E15
MILK SM WB 10	I15
MINIERA 10	D7
MINIERA 15	D8
MINIERA 20	D9
MINIERA 25	D10
MINIERA 40	D11
MULTIGASPRESS EN 559 NRA/L 20	J11
MULTIREX	E14
MULTIREX PU/ANC	H10

O

OILCORD 30	N14
OILPLUS 30	N15
OILPRESS N/L 20 - 30	N13

P

POLIAX D 10	G4
POLIAX D EN 12115	G5
POLIAX D SM EN 12115	G6
POLIAX UPE CON SM EN 12115	G8
POLIAX UPE SM EN 12115	G7
PRESCORD N/R 20	D5
PRESCORD N/R 6 - 10	E5
PRESS N/L - NY/L 20	D6
PRESS N/L 10	E6
PRESS N/R 10	D4
PRESS NR/L 12	E7
PROPAN BS 3212/2 NA/L 20	J9
PROPANDIN NA/L 6 - 30	J8
PROPANPRESS EN 559 NA/L 20	J13
PROPANPRESS UL-21 N/L	J10
PYTHON NV 20	N4
PYTHON NY 30	N5

R

RADIOR 10	C4
RADIOR 3 (coils)	C5
RADIOR 3 (coils)	F4
RADIOR 3 (cut length)	C6
RADIOR 3 (cut length)	F5
RADIOR DIN 6 (coils)	F6
RADIOR DIN 6 (cut length)	F7
RADIOR K 1003	F8
RAGUSA 4	B19
RESILO 5	I16
RESILO SM 5	I17
ROBOT	M6
ROBUR GPL	B24

S

SAFETYPRESS 15 - 25	J6
SALDATRICI 5 - 10	M7
SM/TR 311	C19
SM/TR 311 OND	C20

T

TANK CLEANER	E17
TBE	C12
TBSE	C11
TG 100	C13
THERMOPRESS 10	F9
TRT 204 WW 10	F10

V

VAPORE 164 EN ISO 6134 Type 1/A	F13
VARIO 10	N8
VARIO NW 3	C21
VARIO SN 10	N10
VARIACORD 20	N9
VARIOPRESS ISO 1403 Type 2 - 3	D13
VARIOPRESS N/L 10 - 20	N6
VIBRACORD 10	D17
VIBRAPRESS N/R 10	D16
VIGOR 1 EN ISO 6134 Type 2/A	F14
VIGOR 2 EN ISO 6134 Type 2/A	F15
VINITRESS	I14

W

WASSERPRESS 20	N11
WATER NR 10	E9



**B –
Oil and Fuel Hose**

CARBOPRESS N/L 10 - 20	B4
CARBOCORD 10 - 15	B5
CARBURITE 10	B6
CARBURITE 16	B7
CARBURITE 16 TÜV	B8
CARBURITE F 10	B9
CARBOCORD F 10	B10
CARBOPRESS D EN 1360/1 N/L	B11
CARBOPRESS D EN 1360/3	B12
CARBOPRESS D ARTIC N/L	B13
CARBOCORD EN 12115	B14
CARBOCORD 18 TÜV	B15
CARBURITE BS 3492-D	B16
CHEMIOEL EN 12115	B17
CHEMIOEL 10 EN 12115 OND	B18
RAGUSA 4	B19
CARBUREX	B20
CARBUREX/ANC	B21
GASTRUCK EN 1762 D-M	B22
ROBUR GPL	B23
JETCORD B EN 1361	B24
JETCORD C EN 1361	B25
JETCORD E EN 1361	B26
JETCORD F EN 1361	B27
JETCORD XT/C	B28



**C –
Automotive and Boat Hose**

RADIOR 10	C4
RADIOR 3 (coils)	C5
RADIOR 3 (cut length)	C6
AIRBRAKE DIN 74310	C7
AIRBRAKE SAE J 1402-A	C8
CARBOPRESS SAE J 200 N/L	C9
CARBOPRESS SAE J 30 R7 N/L	C10
TBSE	C11
TBE	C12
TG 100	C13
AUTOGAS ECE 67/110 CLASS 2	C14
FLEXIREX/N	C15
CARBOPRESS EN ISO 7840 A1	C16
CARBOCORD EN ISO 7840 A1	C17
CARBURITE EN ISO 7840 A1	C18
SM/TR 311	C19
SM/TR 311 OND	C20
VARIO NW 3	C21



**D –
Air Hose**

PRESS N/R 10	D4
PRESCORD N/R 20	D5
PRESS N/L - NY/L 20	D6
MINIERA 10	D7
MINIERA 15	D8
MINIERA 20	D9
MINIERA 25	D10
MINIERA 40	D11
AIR SP 318 N/L 15 - NY/L 15	D12
VARIOPRESS ISO 1403 Type 2 - 3	D13
APERFRUT 20	D14
AIRSTATION 2000 NB/L	D15
VIBRAPRESS N/R 10	D16
VIBRACORD 10	D17
ISOLPRESS B/L 20	D18
ISOLPRESS HT N/L 20	D19
ISOLCORD HT 20	D20

AIRTEMP 220	D21
DIVER 100 EN 250 N/L	D22
MASKPRESS EN 14594 Class B N/L 100	D23



**E –
Water Hose**

FUCINO 10 - 20	E4
PRESCORD N/R 6 - 10	E5
PRESS N/L 10	E6
PRESS NR/L 12	E7
IDRO 10	E8
WATER NR 10	E9
AQUAPRESS 15	E10
APERFLAT LY	E11
APERFLAT MB	E12
BEVERA 10	E13
MULTIREX	E14
MEDIREX SE	E15
INGLAS 30	E16
TANK CLEANER	E17
ARTIREX	E18



**F –
Hot Water and Steam Hose**

RADIOR 3 (coils)	F4
RADIOR 3 (cut length)	F5
RADIOR DIN 6 (coils)	F6
RADIOR DIN 6 (cut length)	F7
RADIOR K 1003	F8
THERMOPRESS 10	F9
TRT 204 WW 10	F10
LAVAPRESS KTW N/L 20	F11
LAVAPRESS NG/L 30	F12
VAPORE 164 EN ISO 6134 Type 1/A	F13
VIGOR 1 EN ISO 6134 Type 2/A	F14
VIGOR 2 EN ISO 6134 Type 2/A	F15



**G –
Acid and Chemical Hose**

POLIAX D 10	G4
POLIAX D EN 12115	G5
POLIAX D SM EN 12115	G6
POLIAX UPE SM EN 12115	G7
POLIAX UPE CON SM EN 12115	G8
CARBOBLUE N/L 10 - 20	G9



**H –
Material Handling Hose**

LIBECCIO EN ISO 3861	H4
CEMENT SM 10	H5
CEMENT 713 10	H6
INTONACATRICI 12	H7
INTONACATRICI 25 - 40	H8
BETON 80	H9
MULTIREX PU/ANC	H10
MEDIREX PU	H11
FORTIREX PU/ANC	H12
APERSPIR PU	H13
CERGOM	H14



**I –
Beverage and Food Hose**

DRINKPRESS WB/L 10	I4
GAMBRINUS WB 10	I5
GAMBRINUS SM WB 10	I6
GAMBRINUS UPE WB SM EN 12115	I7
ENOTRIA 10	I8
FALERNO 10	I9
ALIREX	I10
ENOREX	I11

ENOREX NA	I12
APERSPIR	I13
VINITRESS	I14
MILK SM WB 10	I15
RESILO 5	I16
RESILO SM 5	I17
ITTIREX	I18



**J –
Gas Hose**

AUTOGENE EN 559 NR/ - NB/L - R 20	J4
BIPRESS EN 559 B-R/L 20	J5
SAFETYPRESS 15 - 25	J6
CARBO G NW/L 10 - NB/R 10	J7
PROPANDIN NA/L 6 - 30	J8
PROPAN BS 3212/2 NA/L 20	J9
PROPANPRESS UL-21 N/L	J10
MULTIGASPRESS EN 559 NRA/L 20	J11
INERPRESS EN 559 N/L 20	J12
PROPANPRESS EN 559 NA/L 20	J13



**K –
Ducting Hose**

ASPIREX	K4
FLEXIREX	K5
ASPIREX PU/ANC	K6
ASPIREX PU/R	K7
ASPIREX 140 °C	K8



**L –
Agricultural Spray Hose**

FRUTPRESS N/L 50 - 80 - 100	L4
APERFRUT 20 - 40 - 80	L5



**M –
Cable Protection Hose**

CABLEPRESS B/L 10 - 20	M4
CABLE SN 10	M5
ROBOT	M6
SALDATRICI 5 - 10	M7
CABLE 109	M8



**N –
Multipurpose Hose**

PYTHON NV 20	N4
PYTHON NY 30	N5
VARIOPRESS N/L 10 - 20	N6
FIREPRESS N/L - NR/L 20	N7
VARIO 10	N8
VARIOCORD 20	N9
VARIO SN 10	N10
WASSERPRESS 20	N11
JUMBO N/L	N12
OILPRESS N/L 20 - 30	N13
OILCORD 30	N14
OILPLUS 30	N15



**O –
Coupling**

Coupling Overview	O2
-------------------	----

A – General Information

Hose Part Number Description	▶	A3
Hose Selection	▶	A4
Conversion Chart	▶	A5
Chemical Resistance Table	▶	A6 - A21
Safety Warnings	▶	A22 - A23
Properties of Basic Rubber Compounds	▶	A24
Rubber Hose Construction	▶	A25
PVC-PU Hose Construction	▶	A26

A



B



C



D



E



F



G



H



I



J



K



L



M



N



O

Packing

All hose coils are wrapped in polythene film, except where indicated otherwise.

Hose Part Number Description

IH35.... → PVC or PVC-PU Hose 

IH30.... → Long Length Rubber Hose 

IH36.... → Mandrel made Rubber Hose
 IH42.... → Mandrel made Rubber Hose 

IH35562019/50 PVC or PVC-PU Hose

IH35562019/50 Hose Length: meter → 50 m

or

IH35562019/0 Hose Length: variable

Hose Selection

In order to select correct hose that meets the application requirements it is necessary to give as much operating information as possible. Below is listed the necessary information to help you select the proper hose.

1.- SIZE

- 1a - inside diameter
- 1b - outside diameter
- 1c - length with or without fittings
- 1d - tolerances (according or not to norms)

2.- DUTY

- 2a - type of fluid or material
 - 2a. 1 - chemical identification
 - 2a. 2 - concentration
 - 2a. 3 - room temperature (minimum and maximum)
 - 2a. 4 - for solid materials: description and dimension
- 2b - working, test, bursting pressure
- 2c - requested suction or vacuum
- 2d - fluid conveyance speed
- 2e - flow: quantity, time

3.- APPLICATION

- 3a - non-continuous duty
- 3b - inside or external application
- 3c - ease of rotation and movement
- 3d - flexibility, minimum bend radius
- 3e - environment conditions (cover resistance)
 - 3e. 1 - abrasion
 - 3e. 2 - petroleum based fluids (specify the name)
 - 3e. 3 - solvents (specify the name)
 - 3e. 4 - acids (specify the name and concentration)
 - 3e. 5 - temperature range: room, min and max temperature
 - 3e. 6 - ozone resistance

4.- HOSE WITHOUT FITTINGS

- 4a - manufacturing or project length

5.- COUPLED HOSE

- 5a - fitting type
 - 5a. 1 - dimension
 - 5a. 2 - thread type
 - 5a. 3 - male or female
 - 5a. 4 - reusable
 - 5a. 5 - one-time fitting
 - 5a. 6 - fitting material
- 5b - factory coupled assembly
- 5c - applied by the customer

6.- PARTICULAR REQUIREMENTS

- e.g.:
 - conductivity
 - flame resistance
 - low temperature resistance

7.- INSPECTION AND TESTING

8.- NORMS, SPECIFICATIONS, LEGISLATION ETC.

Conversion Chart

A

	Unit	Base Unit	Conversion Unit	Factor
Length	1 inch	in	mm	25,4
	1 millimetre	mm	in	0,03934
	1 foot	ft	m	0,3048
	1 metre	m	ft	3,28084
Area	1 square-inch	sq in	cm ²	6,4516
	1 square-centimetre	cm ²	sq in	0,1550
Volume	1 gallon (UK)	gal	l	4,54596
	1 litre	l	gal (UK)	0,219976
	1 gallon (US)	gal	l	3,78533
	1 litre	l	gal (US)	0,264177
Weight	1 pound	lb	kg	0,453592
	1 kilogramme	kg	lb	2,204622
Torque	1 pound foot	lb • ft	kg • m	1,488164
	1 newton metre	kg • m	lb • ft	0,671969
Pressure	1 pound per square inch	psi	bar	0,06895
	1 bar	bar	psi	14,5035
	1 pound per square inch	psi	MPa	0,006895
	1 mega pascal	MPa	psi	145,035
	1 kilo pascal	kPa	bar	0,01
	1 bar	bar	kPa	100
	1 mega pascal	MPa	bar	10
	1 bar	bar	MPa	0,1
Velocity	1 foot per second	ft / s	m / s	0,3048
	1 metre per second	m / s	ft / s	3,28084
Flow rate	1 gallon per minute (UK)	gal / min.	l / min.	4,54596
	1 litre per minute	l / min.	gal / min. (UK)	0,219976
	1 gallon per minute (US)	gal / min.	l / min.	3,78533
	1 litre per minute	l / min.	gal / min. (US)	0,264178
Temperature	Fahrenheit degree	°F	°C	$5/9 \cdot (°F-32)$
	Celsius degree	°C	°F	$°C \cdot (9/5) +32$

(UK) Unit of United Kingdom

(US) Unit of USA

Chemical Resistance Table

The following table is essentially based upon the most updated technical data available, on information from raw material suppliers, as well as some International Standards, e.g. ISO TR 7620, EN 12115, and other publications.

Due to the big variety and amount of different chemical products, the given ratings are only partly based on our own tests. Consequently, the chart is given as a guidance only, and it cannot be assumed as a guarantee, expressed or implied, for the suitability of a product for a specific application. This is due to the widespread range of parameters which are not under our direct control like temperature (internal and external) pressure (constant or peaks) frequency of service and working environment.

For the same reasons, it is impossible to give scientifically based indications concerning service life of hoses, and to determine a generally valid replacement date. This can be verified for instance with periodical hydrostatic tests and a visual check. When in doubt please contact our technical service.

Ratings are based on room temperature.

Parker ITR will cooperate by supplying sampling for tests, and carrying out tests with special chemical products.

Trade Name	Description	ASTM Codes
Butyl	Isobutylene-Isoprene	IIR
CPE	Chlorinated Polyethylene	CM
EPDM	Ethylene Propylene-Diene	EPDM
Hypalon	Chlorosulfonated Polyethylene	CSM
Hytrell	Thermoplastic Polyester	—
Natural	Natural Rubber	NR
Neoprene	Polychloropren	CR
Nitrile	Acrylonitrile	NBR
Nylon	Nylon Polymer	—
SBR	Styrene-Butadiene	SBR
Santoprene	Ethylene- Propylene-Diene	EPDM
Teflon	Fluorocarbon Resin	TFE
UHMW	Ultra-High Molecular Weight Polyethylene	—
Urethane	Urethane	AU
Viton	Floroelastomer	FKM
XLPE	Cross-Linked Polyethylene	XPE

WARNING

The service life of rubber hoses is not endless.

Consequently the user must periodically check the suitability of a rubber hose for the intended application, particularly in the presence of dangerous or polluting chemical products or when using the hose at elevated pressures and/or temperatures.

Continuous use at the highest allowed pressures and temperatures dramatically reduces the service life of a rubber hose.

After use hose must be emptied out and washed down.

Many chemical products can cause severe injuries to people or damage to property, or risks of environmental pollution if the hose leaks or bursts.

KEY

E = Excellent

G = Good

C = Conditional

X = Unsatisfactory

General Information
Chemical Resistance Table

A

Chemical or Material Conveyed	Butyl	CPE	EPDM	Hypalon	Hytrek	Natural	Neoprene	Nitrile	Nylon	SBR	Santoprene	Teflon	UHMW	Urethane	Viton	XLPE
1 UNDECANOL	E			E		E		E				E			G	E
1,4-DIOXANE	G		G	X		X	X	X	E	X		E		X	X	E
1-AMINO-2-PROPANOL	E			C		G		G				E			X	
1-AMINOBTUTANE	X		C	C		X	X	C		X		E		X	X	
1-AMINOPENTANE	G		X	G		G	X	C				E			X	
1-BROMO-2 METHYL PROPANE	X			X		X	X	X				E			G	
1-BROMO-3 METHYL BUTANE	X		X	X		X	X	X				E			G	
1-BROMOBUTANE	X			X		X		X				E			G	
1-CHLORO-2-METHYL PROPANE	X			X		X		X				E			G	
1-CHLORO-3-METHYL BUTANE	C		X	X		X	X	X	E			E			E	
1-DECANOL	C			E		C	X	E				E			G	E
1-HENDACONAL		E														
2 (2AMINOETHYLAMINO) ETHANOL	E			G		G		G								
2 (2ETHOXYETHOXY) ETHANOL	E		G	G		C	C	G	E	G		E		X	G	
2 (2ETHOXYETHOXY) ETHYL ACETATE	G		X	G		X	X	C		X		E		X	G	
2,4-DI-SEC-PENTYLPHENOL		E														
2-AMINOETHANOL	E		G	G		G	G	G				E		C	X	
2-CHLORO-1-HYDROXY-BENZENE		C														
2-CHLOROPHENOL	G	G	X	C	X	X	X	X	X	X	X	E		X	E	G
2-CHLOROPROPANE	X		X	X		X	X	X	X	X		E		X	E	E
2-ETHOXYETHANOL	G		G	C		C	C	G		X		E		X	C	
2-ETHOXYETHYL ACETATE	G	X	G	X	X	X	X	X	G	X		E		X	X	
2-ETHYL (BUTYRALDEHYDE)	G			X		X		X				E			X	E
2-ETHYL-1-HEXANOL	E		E	E		E	E	E		E	E	E		X	E	E
2-ETHYLHEXANOIC ACID	C			G		C		C				E				
2-ETHYLHEXYL ACETATE	E			E		X		X				E			X	
2-OCTANONE	G			X		X		X				E			X	
3-BROMOPROPENE	X			X		X	X	X				E			G	
3-CHLORO-2-METHYL PROPANE		G														
3-CHLOROPROPENE	C		X	X		X	X	G		E		E			G	
4-HYDROXY-4-METHYL-2-PENTANONE	E		E	C	C	C	C	X	G	C		E		X	X	
ACETALDEHYDE	E		E	C	G		X	X	E	X	E	E	G	X		E
ACETAMIDE			E				G						E		E	
ACETIC ACID, GLACIAL	G	E	G	C	E	X	X	G	X	C	G	E	E	X	X	E
ACETIC ACID 10 %	E	E	E	E	X	B	B	X	E	F	B	E	E	X	E	E
ACETIC ACID 30 %			E				G						E		G	
ACETIC ACID 50 %	E	E	E	E	C	X	C	C	C	X		G	E	X	G	G
ACETIC ANHYDRIDE	G	E	G	E	C	C	G	X	X	X	G	E	G	X	X	E
ACETIC OXIDE	G		B	E		X					B	E		G	X	E
ACETONE	E	G	E	X	C	C	X	X	E	C	E	E	E	X	X	E
ACETONE CYANOHYDRIN	E			C		C	B	X			E	E	G	X	X	E
ACETONITRILE	E		E	G		B	E	C			E	E				
ACETOPHENONE	G		E	X		X	X	X		X	E	F	X	X	X	X
ACETYL ACETONE	E	G	E	X		X	X	X		X	E	E	E	X	X	E
ACETYL CHLORIDE	X	E	C		X	X	X	X	X	X	C	E	G	X	G	G
ACETYL OXIDE	E		G	X		C		X			G	E	E		X	E
ACETYLENE	E	G	E	C	G	G	E	E	E	C	E	E	E	G	E	E
ACETYLENE DICHLORIDE	C		C	X		X	X	X				E			G	
ACETYLENE TETRACHLORIDE	X		X	X		X	X	X				E			E	
ACROLEIN	E		E	G		G	C	C		C		E	X	X		E
ACRYLIC ACID		E														
ACRYLONITRILE	X	E	X	C		C			E	C		E	C	X		C
ADIPIC ACID			E			E	E	E				E		E	E	
AIR +149 °C (+300 °F)	G		G	G		X	G	G		X	E		X	C		
ALK-TRI	X			X		X		X				E			E	E
ALLYL ALCOHOL	E		E	E		E	E	E				E	E		G	E
ALLYL BROMIDE	X			X		X						E	G		G	G
ALLYL CHLORIDE		G		X		X		G		G		E	G		G	G
ALUM	E	E	E	E		E	E	E	G			E	E		E	E
ALUMINUM ACETATE (AQ)	G	E	E			E	G	G		X		E	E	X	X	E
ALUMINUM CHLORIDE (AQ) 40 %	G	C				E	E	G	X			E	E			E
ALUMINUM FLUORIDE	E		E	E		E	E	E	G	E		E	E	C	E	E
ALUMINUM FORMATE	G			X		X						E	E		E	
ALUMINUM HYDROXIDE	E		E	G		E	E	E	G	G		E	E	G		
ALUMINUM NITRATE (AQ)	E	E	E	E		E	E	E		E		E	E	C	E	E

General Information
Chemical Resistance Table

Chemical or Material Conveyed	Butyl	CPE	EPDM	Hypalon	Hytrek	Natural	Neoprene	Nitrile	Nylon	SBR	Santoprene	Teflon	UHMW	Urethane	Viton	XLPE
ALUMINIUM PHOSPATE			E				E						B		E	
ALUMINUM SULFATE (AQ)	E	E	E	E	G	E	E	E	E	G	E	E	E	G	E	E
ALUMS-NH3-CR-K	E		E	E		E	E	E	C	E		E	E	G		E
AMINES – MIXED	G		G	X	G	G		X		G				X	X	
AMINO XYLENE	G		C												C	
AMINO BENZENE		G							C							
AMINODIMETHYLBENZENE	G	C										E				
AMINOETHANE	G		E	C		C	X	X		C		E		X	X	
AMMONIA LIQUID			E				E						G			
AMMONIUM ANHYDROUS			E				E						G			
AMMONIUM CARBONATE (AQ)	E		E	G		E	E	G	G	E		E		E	E	
AMMONIUM CHLORIDE (AQ)	E	G	E	G	E	E	E	G		E	E	E	E	G	E	E
AMMONIUM HYDROXIDE	E	E	E	E								E	E	X	E	E
AMMONIUM NITRATE (AQ)	E	G	E	E	G	E	E	E	G	E		E	E	E	E	E
AMMONIUM PHOSPHATE, DIBASIC	E	E	E	E		E	E	E	E	E		E	E		E	E
AMMONIUM SULPHATE (AQ)	E	E	E	E	G	E	E	E	G	G		E	E	E	E	E
AMMONIUM SULPHITE	E		E	E		E	E	E		E		E			E	E
AMMONIUM THIOSULPHATE	E		E	E		E	E	E				E			E	E
AMYL ACETATE	G		E	X	C	X	X	X	G	X	X	E	E	X		E
AMYL ACETONE	G			X		X						E			X	E
AMYL ALCOHOL	E	E	E	E	E	E	E	G	E	E	E	E	E	X	E	E
AMYL AMINE	G			C		C		C				E				
AMYL BROMIDE												E			G	
AMYL CHLORIDE	X	C	X	X		X	X		E	X		E	E	C	E	G
AMYL ETHER				C				C				E				
ANETHOL	X	X		X		X			G			E	G		G	G
ANILINE	E	G	G	X	X	X	X	X	C	X		E	E	X	C	E
ANILINE DYES	G		G	G		G	C	X	X	G		E	E	X	C	E
ANILINE OIL	G	G	C									E		X	C	
ANIMAL FATS	C		E	C	G		G	E	E	X	E	E	E	C	E	E
ANTIMONY CHLORIDES	E		E	G			X	G				E			E	E
AQUA REGIA	X		G	X		X	X	X		X		E	X	X	E	X
ARGON	G		E	X	E	X	X	E	E	X		E	E	E	E	E
AROMATIC HYDROCARBONS													C		E	
ARSENIC ACID	E	E	E	E		G	E	E	G	E		G	E	C	E	E
ASPHALT	X		X	X	C	X	X	X	E	X	E	E	X	G	E	X
ASTM FUEL A	X	E	X	G	E	X	G	E	E	X	X	E	G	G	E	G
ASTM FUEL B	X	G	X	X	E	X	X	X	E	X	X	E	G	G	E	G
ASTM FUEL C	X	C	X	X	E	X	X	X	E	X	X	E	G		E	G
ASTM OIL NO. 2	X	E	X	X	E	X	G	E	E	X	X	E	E	G	E	E
ASTM OIL NO. 3	X		X	G	E	X	C	E	E	X	X	E	E	E	E	E
ASTM OIL NO. 4	X		X	X		X	X	G		X			E	X	E	E
ASTM OIL NO. 1	X	E	X	G	E	X	E	E	E	X	X	E	E	E	E	E
AUTOMATIC TRANSMISSION FLUID	X		X	C	E	X	G	E	G	X	X	E	E	G	E	E
BANANA OIL			G	C				X				E	E			E
BARIUM CHLORIDE (AQ)	E	G	E	E	G	E	E	E	G	E		E	E	E	E	E
BARIUM HYDROXIDE (AQ)	E	G	E	E	G	E	E	E	G	E		E	E	E	E	E
BARIUM SULFIDE (AQ)	E		E	E		E	E	E		G		E	E	E	E	E
BEER	E		E	E		E	G	E		E		E	E		E	E
BEET SUGAR LIQUORS	E	G	E	E	G	E	G	E	E	E		E	E	X	E	E
BENZAL CHLORIDE	G											E	E			E
BENZALDEHYDE	G		E	X	G	X	X	X	E	X	X	E	E	X	X	E
BENZENE	X	C	X	X	C	X	X	X	G	X	X	E	G	X	G	E
BENZENE CARBOXYLIC ACID	E			X			E	X				E			E	
BENZINE	X		X	X		X	C	C	G	X		E		C	E	E
BENZOIC ACID	X					X	E	X	E	X		E	E		E	E
BENZOL		C	X		C			X	G			E	G		G	
BENZOTRICHLORIDE												E	G			G
BENZYL ACETATE	E			G		X						E	E		X	E
BENZYL ALCOHOL	G		G	G	C	X	X	X	C	X	X	E	E	X	E	E
BENZYL CHLORIDE	X	X	X	X		X	X	X		X		E	E		E	E
BENZYL ETHER	G		C	X		X	X	X		X		E		G	X	
BIS (2-CLOROETHYL) ETHER	X			X		X		X		X		E				
BLACK SULFATE LIQUOR	G	C	G	G	G	G	G	G	C	G		E	E	X	E	
BLEACH (2 – 15 %)	G		E	E	G	X	X	X	C	X		E	E	X	E	G

General Information
Chemical Resistance Table

A

Chemical or Material Conveyed	Butyl	CPE	EPDM	Hypalon	Hytrek	Natural	Neoprene	Nitrile	Nylon	SBR	Santoprene	Teflon	UHMW	Urethane	Viton	XLPE
BORAX SOLUTION	E	G	E	E	E	G	E	G	G	G		E	E	E	E	E
BORIC ACID	E		E	E	E	E	E	E	G	E	E	E	E	E	E	E
BRAKE FLUID (HD-557) 12 DAYS	G	E	E	G			G	C	E	E		E	E		X	
BRINE	E	G	E	E	G	E	G	E	G			E	E		E	E
BROMACIL			E													
BROMOBENZENE	X	X	X	X		X	X	X		X		E	C	X	E	C
BROMOCHLOROMETHANE	X	X	G	X		X	X	X				E			C	
BROMOETHANE	X		X	X		C	X	G		X		E		X	E	
BROMOTOLUENE	X	X		X		X				X		E			G	F
BUGDIOXANE																E
BUNKER OIL	X		X	X		X	X	E		X		E	E	G	E	E
BUTADIENE	X		X	X		X	X	X		X		E	E	X	G	E
BUTANE	X		X	X	E	X	C	E	E	X		E	E	X	E	E
BUTANOIC ACID			G	C								E			G	
BUTANOL (BUTYL ALCOHOL)	G	G	G	E	G	E	E	E	G	E	G	E	E	X	E	E
BUTANONE	E	G	E	X	E			X	G		X	G	E	X		E
BUTOXYETHANOL	E		E	X		X	X	C				E		E		
BUTYL ACETATE	X	C	X	X	C	X	X	X	G	X		X	E	X	X	E
BUTYL ACRYLATE	X		X	X		X	X	X				E	G		X	G
BUTYL ALCOHOL	G	G	G	E	G	E	E	E	G	E	G	E	E		E	E
BUTYL ALDEHYDE	G		G	C			C				G	E	E	C	X	E
BUTYL BENZYL PHTHALATE	E			X		X				X		E	E		C	E
BUTYL CARBITOL	E		E	X		X	C	X		X		E	E		C	C
BUTYL CELLOSOLVE	E		G	X		X	X	C		X	E	E	E		X	E
BUTYL CHLORIDE	C			X		X						E	C		E	G
BUTYL ETHER	X		X	X		X	X	X		X		E	E	G	X	E
BUTYL ETHER ACETALDEHYDE	G			X		X			X			E	E		X	E
BUTYL ETHYL ETHER	X			X		X		G				E	E			E
BUTYL OLEATE	G		G	X		X	X	X		X		E			E	
BUTYL PHTHALATE	G		E	X		X				X		E			C	E
BUTYL STEARATE	X		X	X		X	X	G		X		E	E	G	E	E
BUTYLENE	X		X	X	G	X	C	E	G	X		E		C	E	
BUTYRALDEHYDE	G		C			X	X	X		X		E	E	X	X	E
BUTYRIC ACID	G		G	C		X	X	X		X		E	E		G	
BUTYRIC ANHYDRIDE	C			G		C		C				E				E
CADMIUM ACETATE	E			E		X						E	E			E
CALCIUM ACETATE	E			C		E	G	G		X		E	E	X	X	E
CALCIUM ALUMINATE	E			E		E		E				E			E	E
CALCIUM BICHROMATE	E			C								E				G
CALCIUM BISULFIDE			X		G		C	E	G	G		E		C	E	
CALCIUM CHLORATE			E				E						E		E	
CALCIUM CHLORIDE	E	G	E	E	E	E	E	E	E	E		E	E	E	E	E
CALCIUM HYDROXIDE	E	G	E	G	E	E	E	E	E	E		E	E	E	E	E
CALCIUM HYPOCHLORITE	E	G	E	E	C	X	C	X	X	X		E	C	X	E	C
CALCIUM NITRATE	E		E	E		E	E	E	E	E		E	E	X	E	E
CALCIUM SULFIDE	E	X	E	E		X	E	E	E	X		E	E	E	E	E
CAPRILIC ACID	C			G		C		C				E	E			E
CARBAMIDE	G			E		E	G	G				E				
CARBITOL	E		G	G		X	C	G	E	G		E	E	X	G	E
CARBOLIC ACID (PHENOL)	G	G	X	X		X	X	X	X	X	X	E	E	X	E	E
CARBON DIOXIDE	G		G	G		G	G	E	E	G		E	E	E	G	E
CARBON DISULFIDE	X		X	X		X	X	X	X	X		E	E	X	X	C
CARBON MONOXIDE	E	G	E	E	E	C	E	E	E	G	E	E	E	G	E	E
CARBON TETRACHLORIDE	X	C	X	X	X	X	X	C	X	X	X	E	G	X	E	E
CARBON TETRAFLUORIDE			G										B		B	
CARBONIC ACID	E	X	E	E	X	E	G	G	G	G	X	E		E	G	E
CASTOR OIL	G	G	G	E	C	E	E	E	G	E	C	E	E	G	E	E
CAUSTIC SODA (SEE SODIUM HYDROXIDE)	E		E		C		E		G		E	E			G	
CELLOSOLVE ACETATE	G		G	X		X	X	X	G	X		E	E	X	X	E
CELLUGUARD	E		E	X		E	E	E	G	E		E		E	E	
CELLULOSE ACETATE							X						B		C	
CETYLIC ACID	G	G	G	C	E	E	G	E	C	B	E	E		E	E	
CHINA WOOD OIL (TUNG OIL)	X	C	X	E	G	X	E	E	G	X		E		C	E	
CHLORDANE	X		X	C	C	X	C	G	G	X				C	E	
CHLORINATED SOLVENTS	X	X	X	X		X	X	X	X	X		E		X	E	G

General Information
Chemical Resistance Table

Chemical or Material Conveyed	Butyl	CPE	EPDM	Hypalon	Hytrek	Natural	Neoprene	Nitrile	Nylon	SBR	Santoprene	Teflon	UHMW	Urethane	Viton	XLPE
CHLORINE GAS (DRY)							C						C		E	
CHLORINE WATER SOLUTION (MAX. 3 %) + G108													E			
CHLORO-2-PROPANONE	X		E	X		X	C	X		X		E		X	X	
CHLOROACETIC ACID	G		G	G	X	X	X	X	X	X	X	E	E	X	G	E
CHLOROACETONE	X		E	X		X	C	X		X		E	E	X	X	E
CHLOROBENZENE, MONO, DI, TRI	X		X	X	X	X	X	X	E	X	X	E	G	X	E	A
CHLOROBUTANE	C			X		X		X				E	G	C	E	G
CHLOROETHYLBENZENE	X	X	X	X		X				X		E	E	G	E	E
CHLOROFORM	X	X	X	X	X	X	X	X	X	X	X	E	E	X	G	G
CHLOROPENTANE	C			X		X				X		E	E		E	E
CHLOROPHENOL													B		G	
CHLOROSULFONIC ACID	X	X	X	X	X	X	X	X	X	X	X	E	X	X	X	X
CHLOROTOLUENE	X		X	X		X	X	X		X		E	G	X	E	G
CHLOROX	G		G	G		X	G	G		X		E	G	X	E	G
CHROME PLATING SOLUTIONS	X		X	X		X	X	X		X		E		X	E	
CHROMIC ACID	G	X	X	X	X	X	X	X	X	X	X	E		X	E	
CHROMIUM TRIOXIDE	G	X	X	X	X	X	X	X	X	X	X	E		X	E	
CINNAMENE	X		X	X	X	X	X	X		X		E		C	G	
CIS-9-OCTADECENOIC ACID	X	X	C	G	E	X	C	E	E	X		E		G	E	E
CITRIC ACID	E	X	E	E	G	E	E	E	G	E	E	E	E	E	C	E
COAL OIL	X		X	C		X	G	E	E		X	E	E	C	E	E
COAL TAR	X		X	X	X	X	C	G		X	X	E	E	C	E	E
COAL TAR NAPHTHA	X		X	X		X		X		X		E		X	E	E
COCONUT OIL	G		G	C		X	C	E		X		E	E	C	E	E
COKE OVEN GAS	X		X	X		X	X	X	E	X		C		X	E	E
COOLANOL (MONSANTO)	X		X	G	X	X	G	E		X				X	E	
COPPER CHLORIDE	E	X	E	G	E	G	G	E	C	E		E	E	G	E	E
COPPER CYANIDE	E		E	G		E	E	E	G	E		E	E	E	E	E
COPPER HYDRATE	E			G		C		G				E	E		C	
COPPER HYDROXIDE	E			G		C		G		G		E			C	E
COPPER NITRATE			E				E						E		E	
COPPER SULFATE	E	X	E	E	E	G	E	E	G	G		E	E	G	E	E
CORN OIL	G		X	G	E	X	C	E	G	X	E	E	E	E	E	E
COTTONSEED OIL	C	G	C	G	E	X	C	G	E	X		E	E	E	E	E
CREOSOTE	X		X	X		X	X	G	X	X		E	E	C	E	E
CRESOLS	X		X	X	X	X	X	X	X	X	X	E	E	X	E	E
CRESYLIC ACID	X		X	X		X	X	X		X		E	E	X	G	E
CROTONALDEHYDE	E		E	X		X	X	X		C		E	E	X	X	E
CRUDE OIL			X			X	X	G	E	X		E	E	G	E	E
CUMENE	X		X	X		X	X	X		X		E	E	X	E	E
CUPRIC CARBONATE	E			E		C	E	E				E	E		E	E
CUPRIC HYDROXIDE	E			G		C		G				E			C	
CUPRIC NITRATE	E		E	E		G	E	E				E	E		E	E
CUPRIC SULFATE	E		E	E		G	E	E		E		E	E	X	E	E
CUTTING OIL	X		X	G		X	G	E		X		E	E	E	E	
CYCLOHEXANE	X		X	X	E	X	X	G	G	X	X	E	E	G	E	G
CYCLOHEXANOL	X		X	B		X	G	G	G	X	X	E	E		E	E
CYCLOHEXANONE	X		C	X		X	X	X	G	X	X	E	E	X	X	E
CYCLOPENTANE	X		X	X		X	E	G				E	E		E	E
CYCLOPENTANOL	X			X		X		G		X			E		G	E
CYCLOPENTANONE	X			X		X		X				E			X	E
CYCLOPENTYL ALCOHOL	X			X		X		G		X			E		G	E
DDT IN DEIONIZED KEROSENE	X		X	X		X	C	E	E	X		E		G	E	E
DECAHYDRONAPHTHALENE	X		X	X		X	X	X	G	X	X	E		X	E	
DECAHYDROXYNAPHTHALENE		C														
DECALIN	X		X	X		X	X	X	G	X	X	E	X	X	E	E
DECYL ALCOHOL	X			E		X	X	E				E	E		G	E
DECYL ALDEHYDE	C			X		X						E	E		X	E
DECYL BUTYL PHTHALATE	E			X		X		X				E	E		C	E
DECYL CARBINOL	E			E		E		E				E			G	
"DETERGENT, WATER SOLUTION"	E		E		G		G	E		G		E	E	G	E	
DEVELOPING FLUID (PHOTO)	G		G	E	X	E	E	E		G		E			E	
DEXTRON	X		X	X		X	G	E		X				G	E	
DI(2ETHYLHEXYL) ADIPATE	E		G	X		X	X	X				E			C	
DI(2ETHYLHEXYL) PHTHALATE	G		G	X	E	X	X	X	E	X		E		X	G	

General Information
Chemical Resistance Table

A

Chemical or Material Conveyed	Butyl	CPE	EPDM	Hypalon	Hytrek	Natural	Neoprene	Nitrile	Nylon	SBR	Santoprene	Teflon	UHMW	Urethane	Viton	XLPE
DIACETONE ALCOHOL	E		E	X	C	X	X	X		X		E	E	X	X	C
DIACETYLMETHANE	E	G	E	X		X	X	X		X	E	E		X	X	
DIALLYLPHTHALATE		G														
DIAMMONIUM PHOSPHATE	E	E	E	E		E	E	E		E		E			E	
DIAMYL NAPHTHALENE	E			X		X						E			C	E
DIAMYL PHENOL	X			X		X		X		X		E			E	E
DIAMYLAMINE	E		E	C		G		G		X		E		X	X	
DIAMYLENE	X			X		X	X	C	G			E			E	E
DIBENZYL ETHER	G		C	X		X	X	X		X		E	E	G	X	E
DIBROMOBENZENE	X			X		X						E	G		E	E
DIBROMOMETHANE	X		C	X		X	X	X			X		E		G	
DIBUTYL ETHER	X		X	X		X	X	X		X		E	E	X	X	E
DIBUTYL PHTHALATE	C		E	X	G	X	X	X	E	X		E	E	X	C	E
DIBUTYL SEBACATE	G		G	X	G	X	X	X		X		E	E	X	E	E
DIBUTYLAMINE	X		X	X		X	X	X		X		E	E	X	X	
DICALCIUM PHOSPHATE	E		E	E		E		E				E			E	E
DICHLORO DIFLUORO METHANE	X	C	C	E	E	X	G	C	G	E	X	E		E	G	
DICHLORO ETHYLENE	C		X	X	X		X		C		X	E		C	G	
DICHLOROACETIC ACID	C			X		G						E	E	C	X	E
DICHLOROBUTANE	X		C	X		X	X	G		X		E	E	X	E	G
DICHLOROETHANE	C	X	X	X	X	X	X	X	C	X	X	E		X	G	E
DICHLOROETHYL ETHER	X			X		X		X		X		E				E
DICHLOROFUOROMETHANE													E		G	
DICHLOROHEXANE	X			X		X						E	E		E	E
DICHLOROMETHANE	X		C	X	X	X	G	X	C	X	X	E	E		G	E
DICHLOROPENTANE	X			X		X	X	X		X		E	E	X	E	E
DICHLOROPROPANE	X			X		X	X	X				E	E		E	E
DICHLOROPROPENE												E	E		E	E
DICHLOROTOLUENE		X														
DIESEL OIL	X	E	X	C	G	X	C	E	E	X	X	E	E	C	E	C
DIETHANOLAMINE	E		E	C	X	G			G	X		E	E			
DIETHYL ETHER	X		X	X	C	X	X	X	E	X	E	E		E	X	
DIETHYL KETONE	G		E	X		X	X					E			X	E
DIETHYL OXALATE	X		X	X		X	X	X				E				E
DIETHYL PHTHALATE	E			X		X						E	E		C	E
DIETHYL SEBACATE	G		G	C	E	X	X	X		X	E	E		X	G	
DIETHYL SULFATE	G		E	X		X	E	X		E		E		X	X	
DIETHYL TRIAMINE	E			C		G		G				E				
DIETHYLAMINE	G		G	C		G	G	C		G		E	E	C	X	C
DIETHYLBENZENE	X		X	X		X	X	X		X		E	E	X	E	E
DIETHYLENE GLYCOL	E		E	E	E	E	E	E		E		E	E	X	E	C
DIETHYLENE OXIDE	X		E									E				
DIETHYLENE TRIAMINE	E		E	C		G				X	E	E	E	X		
DIHYDROXY DIETHYL ETHER	E		E	E		E	E	E				E			E	
DIHYDROXY SUCCINIC ACID	G		G	E		E	C	G				E		E	E	
DIISOBUTYL KETONE	G		E	X		X	X	X		X		E	E	X	X	E
DIISOBUTYLENE	X		X	X		X	C	E		X		E		X	E	E
DIISODECTYL PHTHALATE	E		E	X		X				X		E	E		C	E
DIISODECYL PHTHALATE	E		E	X		X	X	X				E			C	
DIISOCTYL ADIPATE	E			X		X		X		X		E	E		C	E
DIISOCTYL PHTHALATE	E		G	X		X						E	E		C	E
DIISOPROPANOLAMINE	E			C		G		G				E				
DIISOPROPYL ETHER	X		X	C		X	X	G		X		E		G	X	E
DIISOPROPYL KETONE	E		E	X		X	X	X		X		E		X	X	E
DIMETHYL PHTHALATE	G		G	X	E	X	X	X		X	G	E	E	X	E	E
DIMETHYL SULFATE	G			X				X				E	E		X	
DIMETHYL SULFIDE	C					X		X				E				
DIMETHYLAMINE	G		X	X			X	X				E	E		X	E
DIMETHYLANILINE	X	C	G	X			X	X		X		E	G	X	X	G
DIMETHYLBENZENE	X	C	X	X	X		X	X	G	X	X	X	E	X	E	
DIMETHYLBUTANE		G														
DIMETHYLCARBINOL	E		G	E		E	E	G				E	E		E	
DIMETHYLFORMAMIDE			G									E	E		X	
DIMETHYLKETONE	E	G	E	X	C		X	X	E	C	E	E	E	X	X	
DIOCTYL ADIPATE	E		G	X		X	X	X				E	E		C	

General Information
Chemical Resistance Table

Chemical or Material Conveyed	Butyl	CPE	EPDM	Hypalon	Hytrek	Natural	Neoprene	Nitrile	Nylon	SBR	Santoprene	Teflon	UHMW	Urethane	Viton	XLPE
DIOCTYL PHTHALATE	G		G	X	E	X	X	X	E	X		E	E	X	G	E
DIOXALANES	X		G	X		X	X	X		X		E	E	X	X	E
DIOXANE	G		G	X		X	X	X	E	X		E	E	X	X	E
DIPENTENE	X		X	X		X	X	G		X		E		X	E	
DIPENTYLAMINE	E		E	C		G	G	G		X		E		X	X	
DI-P-MENTHA-1,8-DIENE	X		X	X		X	X	G		X		E		X	E	
DIPROPYLAMINE	E			C		G		G				E				
DIPROPYLENE GLYCOL	E			E		E		E				E			E	
DISODIUM PHOSPHATE	E		E	E		E		E				E	E	E	E	E
DIVINYL BENZENE	X			X		X				X		E	E		E	E
DOWELL INHIBITOR		G														
DOWFAX 2A1 SOLVENT		E														
DOWFAX 2A1 TA		E														
DOWFAX 6A1 SOLVENT		G														
DOWFAX 6A1 TA		E														
"DOWTHERM, A AND E"	X	X	X	X	G	X	X	X	X	X		C	E	X	E	E
DRY CLEANING FLUIDS	X		X	X			X	C		X		E		X	E	
DUCGKIRIOEBAANE	X															
DURO AW16, 31			X					E	E			E				
DURO FR-HD			X					E	E			E				
EHTYL BUTYL ACETATE	E			G		X		X				E	E		X	E
EHTYL DICHLORIDE	C		C	X		X	X	X		X		E		X	G	G
EHTYLENE DIBROMIDE	X		C	X		X	X	X		X		E	G	X	G	G
EPICHLOROHYDRIN			C										B			
ETHANOIC ACID	G	E	E	C	C	X	G	C	C	G	C	E		X	X	
ETHANOL (GRAIN ALCOHOL)	E	G	E	E	E	E	E	E	X	E	E	E	E	X	C	E
ETHANOLAMINE	G		G	X		G	G	G		X		E	E	C	X	E
ETHERS	X	G	C	X	X	X	X	X	E	X		E		X	X	
ETHYL ACETATE	G	G	E	X	C	X	X	X	E	X	E	E	E	X	X	C
ETHYL ACETOACETATE	G		G	X		C	X	X		C		E	E		X	E
ETHYL ACETONE	G		G	X		X	X	X		X		E			X	
ETHYL ACRYLATE	G		G	X		X	X	X		X		E	E	X	X	G
ETHYL ALCOHOL	E	G	E	E	E	E	E	E	X	E	E	E	E	X	E	E
ETHYL ALDEHYDE	G		E	C		X	X	X				E	E	C	X	E
ETHYL ALUMINUM DICHLORIDE	X			X		X		X				E			G	G
ETHYL BENZENE	X		X	X		X	X	X		X		E	E	X	E	E
ETHYL BROMIDE	X		X	X		C	X	G		X		E		X	E	
ETHYL BUTANOL	E			E		E		E				E	E		G	E
ETHYL BUTYL KETONE	G			X		X		X				E			X	E
ETHYL CELLULOSE	G		G	G	G	G	G	G	C	G		E	E	G	X	E
ETHYL CHLORIDE	E	X	E	C	X	C	X	E	E	G	X	E	G	C	E	G
ETHYL DIISOBUTYLTHIO-CARBAMATE						E				E			E			E
ETHYL ETHER	X	G	X	X		X	X	X	E	X		E	E	C	X	E
ETHYL FORMATE	G		G	G		X	G	X		X		E	E		E	E
ETHYL IODIDE	C		C	X		X	X	X				E	G		G	E
ETHYL OXALATE	X		C	X		C	X	X		X		E	E	E	E	E
ETHYL PHTHALATE	E			X		X		X				E	E			
ETHYL SILICATE	E		E	G		G	E	E		G		E	E	X	E	E
ETHYLAMINE	G		E	C		C	X	X		C		E	E	X	X	
ETHYLENE													E		E	
ETHYLENE BROMIDE			C										B		G	
ETHYLENE CHLORIDE													G		G	
ETHYLENE CHLOROHYDRIN	G		G	C		C	G	X				E	E		E	E
ETHYLENE DIAMINE	E		E	G		G	E	G		G		E	E	X	X	E
ETHYLENE DIBROMIDE													B		E	
ETHYLENE DICHLORIDE	C	X	X	C	X	X	X	X	C	X	X	E	G	X	G	G
ETHYLENE G MONOETHYL E ACETATE	E		E	X		C	X	C				E		X	E	
ETHYLENE G. MONOBUTYL ETHER	E		E	C		X	C	C		X		E		X	X	E
ETHYLENE G. MONOHEXYL ETHER																E
ETHYLENE G. MONOMETHYL ETHER	E		G	G		X	E	C				E			X	E
ETHYLENE GLYCOL	E	G	E	E	E	E	E	E	E	E	E	E	E	G	E	C
ETHYLENE OXIDE	X	X	C	X	E	X	X	X	G	X		E		X	X	
FATTY ACIDS	X		X	C	G	X	G	E	E	X	X	E	E	C	E	E
FERRIC BROMIDE	E			E		E		E				E	E		E	E
FERRIC CHLORIDE	E	X	E	E	G	E	E	E	C	E		E	E	E	E	E

General Information
Chemical Resistance Table

A

Chemical or Material Conveyed	Butyl	CPE	EPDM	Hypalon	Hytrek	Natural	Neoprene	Nitrile	Nylon	SBR	Santoprene	Teflon	UHMW	Urethane	Viton	XLPE
FERRIC NITRATE	E		E	E		E	E	E	E	E		E	E	E	E	E
FERRIC SULFATE	E	X	E	E	E	E	E	E	E	E		E	E	G	E	E
FERROUS ACETATE	E			E		X		X				E			X	E
FERROUS CHLORIDE	G		E	G	E	E	G	E	E			E	E	G	E	E
FERROUS SULFATE	E		E	E	E	E	E	E	E	E		E	E	E	E	E
FLOUROSILIC ACID	E		E	E		E	E	E		G	C	E	C		C	G
FLUOBORIC ACID	G		E	E		E	E	E		E		E	C	X	E	C
FLUORINE	X		E	X	X	X	X	X	X			G	X	X	E	X
FORMALDEHYDE	E	G	E	G	C		G	C	E	C	E	E	E	X	E	E
FORMALIN	E	G	E	G	C		G	C	E	C	E	E	E	X	E	E
FORMIC ACID	E	X	E	E	C	C	C	C	X	E	E	E	E	X	X	C
FREON 113	X		X	E	E	X	E	E	X	G	X	E		G	G	
FREON 12	C	C	C	E	E	C	E	E	G	E	X	E		E	G	
FREON 22	X	C	E	E	X	C	E	X	G	E	X	E		X	C	
FREON 502	E		E			E	E	G	E	E					G	
FUEL A (ASTM)	X	E	X	G	E	X	G	E	E	X	X	E	G	G	E	G
FUEL B (ASTM)	X	G	X	X	E	X	X	X	E	X	X	E	G	G	E	G
FUEL C (ASTM)			X				C						G		E	
FUEL OIL	X	E	X	C	G	X	G	E	G	X		E	E	C	E	E
FURALDEHYDE	E	E	G	C	G	X	C	X	C	X	E	E		X	X	
FURAN	X		X	X		X	X	X		X		E		X	C	
FURFURAL	E	E	G	C	G	X	C	X	C	X	E	E	E	X	X	E
FURFURAN	X		X	X		X	X	X		X		E		X	C	
FURFURYL ALCOHOL	G		G	X	G	X	X	X	G	X	E	E	E	X	C	E
GALLIC ACID	G		G	G	X	E	G	G	G	G		E	E	X	E	C
GALLOTANNIC ACID	G		E	E		E	E	E				E		E	E	
GAS, 100 OCTANE	X		X	X	E	X	C	E	G	X	X	E	C	C	E	
GAS, COAL			E		G		E	X	E					G	E	
GASOLINE	X	E	X	X	E	X	X	E	G	X		E	G	C	G	G
GLACIAL ACRYLIC ACID																E
GLUCONIC ACID	C			G		X		C				E	E			
GLUCOSE	E		E	E	G	E	G	E	G	E		E	E	C	E	E
GLYCERINE	E	E	E	E	E	E	E	E	G	E	X	E	A	C	E	C
GLYCEROL	E	E	E	E	E	E	E	E	G	E	X	E		C	E	
GLYCOGENIC ACID	C			G		X		C				E				
GLYCOLS	E		E	E	C	E	E	E	G	E	G	E	E	X	E	E
GLYCONIC ACID	C			G		X		C				E	E			
GLYCYL ALCOHOL	E	E	E	E	E	E	E	E	G	E	X	E		C	E	
GREASE, PETROLEUM BASE	X	E	X	X	E	X	C	E	E	X	X	E	E	E	E	G
GREEN SULFATE LIQUOR	E		E	G	X	G	G	G	X	G		E	E	E	E	E
HALON 1211							E	E								
HELIUM	E		E	E		E	E	E	E	E		E		E	E	
HEPTALDEHYDE	X			X		X		E				E			X	
HEPTANAL	X			X		X		E				E	E		X	E
HEPTANE	X	E	X	G	G	X	G	E	E	X		E	E	G	E	G
HEPTANE CARBOXYLIC ACID	C			G		X		C				E				
HEPTANOIC ACID		E														
HEPTANONE		C														
HEXADECANOIC ACID	G	G	G	C	E	E	G	E	C	B	E	E		E	E	
HEXALDEHYDE	G		E	C		X	E	X		X		E	E	G	X	E
HEXANE	X		X	E	E	X	E	E	E	X	E	E	E	G	E	G
HEXANOL	C		G	G		E	G	E		E		E	E	X	E	E
HEXENE	X		X	G		X	G	G		X		E		G	E	E
HEXYL ALCOHOL	C		G	G		E	G	G		E		E	E	X	G	E
HEXYL METHYL KETONE	G			X		X		X				E			X	E
HEXYLAMINE	G			C		C		C				E			X	
HEXYLENE GLYCOL	E		C	E		E	E	E				E			E	
HISTOWAX		E														
HYDRAULIC OIL, PETROLEUM		E	X	G	E	X	G	E	E		X	E	E		E	E
HYDRAULIC FLUID (PHOSPHATE ESTER BASE)			E				X						X		E	
HYDRAULIC FLUID (POLYALKYLENE GLICOL BASE)			C				G						E		E	
HYDRAZINE	E		E	G	X	X	G	G	X	G		E			E	
HYDROBROMIC ACID	E	X	E	E		E	X	X	X	X		E	G	X	E	C
HYDROCHLORIC ACID	E	X	C	C	C	C	C	C	C	X	E	E	E	C	G	E
HYDROCYANIC ACID	G	X	E	E	X	G	G	G	X	G	E	E	E	X	E	

General Information
Chemical Resistance Table

Chemical or Material Conveyed	Butyl	CPE	EPDM	Hypalon	Hytrek	Natural	Neoprene	Nitrile	Nylon	SBR	Santoprene	Teflon	UHMW	Urethane	Viton	XLPE
HYDROFLUORIC ACID	G	X	C	E	X	C	C	C	X	C	X	E	E	X	G	C
HYDROFLUOSILICIC ACID	E	X	E	E	G	E	G	G	X	G		E	G	C	E	C
HYDROGEN CHLORIDE ANHYDROUS		E														
HYDROGEN DIOXIDE (10 %)	C		G	G		G	X	C				E			E	
HYDROGEN GAS	E	C	E	E	E	G	E	E	E	G		E	E	E	E	E
HYDROGEN PEROXIDE 10 %	G		G	E	X	G	X	C	G	C		E	G	G	E	G
HYDROGEN PEROXIDE OVER 10 %	X	X	C	G	X	X	X	X	X	X		E	E	C	E	C
HYDROGEN SULFIDE (WET)	E	X	E	E	E	X	E	C	X	X		E	E	C	C	E
HYDROXY BENZENE	G		C	C		X	X	X				E		C	E	
HYDROXYISOBUTYRONITRILE		E														
HYDROXYTOLUENE		E														
HYVAR XL			E													
IMINODI-2-PROPANOL		E														
IMINODIETHANOL		E														
IODINE	G		G	G		X	X	G	E	G		E	G	X	E	C
IODINE PENTAFLUORIDE	X		X	X		X	X	X		X		E	C	X	X	C
IODOFORM			X			X	X	E		X						
ISOBUTANAL		G														
ISOBUTANE							X						E		E	
ISOBUTANOL (ISOBUTYL ALCOHOL)			E				E						E		E	
ISOBUTYL ACETATE			C										B			
ISOBUTYLAMINE	E			C		C		X				E			X	
ISOBUTYLBROMIDE	X			X		X		X				E			G	
ISOBUTYLCARBINOL	E		E	E		E	E	E				E		C	E	
ISOBUTYLENE													E		E	
ISOCYANATES					G			G	G				E	G	G	E
ISOOCTANE	X	E	X	G	E	X	G	E	E	X	X	E	E	G	E	E
ISOPROPANOL			E				E					E	E		E	
ISOPROPYL ACETATE	G		G	X	C	X	X	X	G	X		E	E	X	X	E
ISOPROPYL ALCOHOL	E		E	E	E	E	G	E	E	E		E	E	X	E	E
ISOPROPYL ETHER	X		X	C		X	X	G		X		E	E	G	X	E
JET FUELS	X		X	X		X	X	E	C	X	X	E	E	C	E	E
JP-4 OIL	X		X	X	E	X	X	E	C	X	X	E	E	C	E	E
KEROSENE	X	G	X	X	E	X	C	E	E	X	X	E	E	G	E	E
KETONES	G	G	E	C	X	C	X	X	E	G	X	E	E	X	X	
LACQUER SOLVENTS	X	C	X	X	C	X	X	X	E	X		E	G	X	X	G
LACTIC ACID - COLD	E	X	E	E	X	E	E	E	E	E		E	E	G	E	E
LACTIC ACID - HOT			X	C	C	X	X	X	X	X		E			E	
LARD	C		G	G	G	X	G	E	E	X	E	E	G	C	E	C
LAVENDER OIL	X		X	X		X	X	G		X		E	G	X	E	G
LEAD ACETATE	E		E	C		E	G	G		X		E	E	C	E	E
LEAD NITRATE	E		E	C		E	E	E		E		E			E	
LEAD SULFATE	E		E	E	G	E	G	E	G			E	E		E	E
LIME	E		E	E	G	E	E	E	G			E		G	E	
LIME BLEACH	E		E	G		E	G	E		E		E			E	
LIME SULFUR, WET	E		C	G		C	E	E				E	E		E	E
LIMONENE	X		X	X		X	X	X				E			E	
LINOLEIC ACID	X		X	X		X	C	G		X		E			G	
LINSEED OIL	G	G	C	G	G	X	E	E	E	X		E	E	G	E	E
LIQUID PETROLEUM GAS							C						E		E	
LIQUID SOAP			E				E						B		E	
LUBRICATING OILS, SAE	X	G	X	X	E	X	C	E	E	X	X	E	E	E	E	E
LYE SOLUTIONS	E	C	E	E	C	E	E	C	G	G	C	E		G	G	
M E X	G	C	E	X	C	X	X	X	E	X	X	E	E	X	X	E
MAGNESIUM ACETATE	E		E	E		X	X	X		X		E		X	X	E
MAGNESIUM CARBONATE			E				E						G		E	
MAGNESIUM CHLORIDE	E	G	E	E	G	E	E	E	E	E		E	E	E	E	E
MAGNESIUM HYDRATE	E		E	E		E	G	G				E	E	E	G	
MAGNESIUM HYDROXIDE	E	G	E	E	C	E	E	E	E	G		E	E	C	E	E
MAGNESIUM SULFATE	E	G	E	E	G	G	E	E	E	G		E	E	C	E	E
MAGNESIUM SULFITE	E		E	E		G	E	E		G					E	
MALEIC ACID	X		E	X		X	X	C		X		E	E	C	E	G
MALEIC ANHYDRIDE	X		X	X		X	X	X		X		E			E	
MALIC ACID	X		X	G		E	G	E	E	G		E	E		E	
MANGANESE SULFATE	G		E	E		G	E	E				E	E	E	E	E

General Information
Chemical Resistance Table

A

Chemical or Material Conveyed	Butyl	CPE	EPDM	Hypalon	Hytrek	Natural	Neoprene	Nitrile	Nylon	SBR	Santoprene	Teflon	UHMW	Urethane	Viton	XLPE
MAPP			G				E	E		G						
MERCURY	E	G	E	E	E	E	E	E	E	E		E	E	E	E	E
MERCURY VAPORS	E		E	E		C	C	E		E		E			E	E
MESITYL OXIDE	C		G	X		X	X	X		X		E	E	X	X	E
METHALLYL ALCOHOL	E			E		E		E				E			G	E
METHALLYL CHLORIDE		C														
METHANE			X				G						E		E	
METHANE CARBOXYLIC ACID							SEE ACETIC ACID									
METHANOIC ACID	E	X	E	E	C	C	E	C	X	E	E	E		X	X	
METHANOL (METHYL ALCOHOL)	E	G	E	E	E	E	E	E	G	E	E	E	E	X	C	C
METHANOL (WOOD ALCOHOL)	E	G	E	E	E	E	E	E	G	E	E	E	E	X	C	C
METHOXY ETHANOL		E	E													
METHOXYETHOXY ETHANOL		E														
METHYL 1-2, 4-PENTANEDIOL		E														
METHYL ACETATE	G		G	C	C	X	C	X	E	X		E	E	X	X	E
METHYL ACETOACETATE	G		G	X		X	X	X				E		X	X	E
METHYL ACETONE	G		E	X		C	X	X				E	E		X	
METHYL ACETYLENE PROPADIENE			G				E	E		G						
METHYL ACRYLATE			G										B			
METHYL ACRYLATE STAB.			G										B			
METHYL ALCOHOL	E	G	E	E	E	E	E	E	G	E	E	E	E	X	C	E
METHYL ALLYL ALCOHOL	E			E		E	E	E				E			G	
METHYL ALLYL CHLORIDE	F	C		X		X				X					F	G
METHYL AMYL CARBINOL	E			E		E		E				E			G	E
METHYL BENZENE	X	C	X	X	C	X	X	X	E	X	X	E		X	E	E
METHYL BROMIDE	C		C	X	X	X	X	G	G	X	X	E	G	X	E	G
METHYL BUTANE	X		X	X			X	E				E		G	E	
METHYL BUTANOL	E	E	E	E	E	E	E	E	E	G	E	E		X	E	
METHYL BUTYL KETONE	E		E	X		X	X	X		X		E	E	X	X	
METHYL CARBITOL	E			E		X		C				E				E
METHYL CELLOSOLVE	G		G	C		X	G	C		X		E	E	X	X	E
METHYL CHLORIDE	X	C	X	X	X	X	X	X	C	X	X	E	E	X	E	G
METHYL CYANIDE	E		E	G		G	E	C				E			X	
METHYL ETHYL KETONE	E	G	E	X	E	X	X	X	G	X	C	E	E	X	X	E
METHYL HEXANOL	E			E		E		E				E	E		G	E
METHYL ISOAMYL KETONE		C														
METHYL ISOBUTYL KETONE (MIBK)			G										G			
METHYL METHACRYLATE	C		X	X		X	X	X	C	X	C	E	G	X	X	G
METHYL NORMAL AMYL KETONE	G			X		X		X				E			X	E
METHYL PROPYL ETHER	X			G		X		X				E				E
METHYL SALICYLATE	G		C			X	X	X				E			G	
METHYL STYRENE		C														
METHYL SULFIDE	C			X		X		X				E				
METHYL TERTIARY BUTYL ETHER	G	X					X	X		X		G	G		X	
METHYL-1-PROPANOL	E		E	E		E	E	G		E		E		X	E	
METHYL-2-BUTANOL	E	E		E		E				E					F	E
METHYL-2-BUTANONE	G	X	C	X	X	X	X	X	E	X		E		X	X	E
METHYL-2-HEXANONE	G	C		X		X				X					X	E
METHYL-2-PENTANOL	E		E	E		G	E	G				E			C	
METHYL-2-PENTANONE	C	X	G	X	X	X	X	X	G	X	X	E		X	X	
METHYL-2-PROPEN-1-OL	E		E	E		G	E	G				E			C	
METHYL-3-PENTEN-1-ONE		C														
METHYL-4-ISOPROPYL BENZENE		C														
METHYLALLYL ACETATE	E			G		X		X				E			X	E
METHYLAMYL ALCOHOL	E		E	E		G	E	G				E			C	E
METHYLCYCLOHEXANE	X			X		X		X				E			G	G
METHYLENE BROMIDE	X		X	X		X	X	X				E	G		C	
METHYLENE CHLORIDE	X		C	X	X	X	X	X	C	X	X	E	E	X	G	C
METHYLETHYL KETONE	E	G	E	X	E	X	X	X	G	X	C	E	E	X	X	E
METHYLHEXYL KETONE	G			X		X		X				E			X	E
METHYLISOBUTYL CARBINOL	E		E	E		G	E	G				E			C	C
METHYLISOBUTYL KETONE	C	X	G	X	X	X	X	X	G	X	X	E	E	X	X	E
METHYLISOPROPYL KETONE	G	X	C	X	X	X	X	X	E	X		E		X	X	E
METHYLLACTONITRILE	E			C		C	B	X			E	E		X	X	
METHYLPHENOL	X		X	C		X	X	X				E		X	E	

General Information
Chemical Resistance Table

Chemical or Material Conveyed	Butyl	CPE	EPDM	Hypalon	Hytrek	Natural	Neoprene	Nitrile	Nylon	SBR	Santoprene	Teflon	UHMW	Urethane	Viton	XLPE
METHYLPROPYL CARBINOL	E			E		E		E				E			G	
METHYLPROPYL KETONE	G		G	X		X	X	X		X		E			X	E
MIL-A-6091	E		E	E		E	E	G		E				X	E	
MIL-E-9500	E		E	E		E	E	E		E				X	E	
MIL-F-16884	X		X	C		X	C	E		X				C	E	
MIL-F-17111	X		X	X		X	G	E		X				C	E	
MIL-F-25558B	X		X	G		X	G	E		X				G	E	
MIL-F-25576C	X		X	C		X	C	E		X				C	E	
MIL-F-7024A	X		X	X		X	X	E		X				G	E	
MIL-G-10924B	X		X	G		X	X	E		X				G	E	
MIL-G-25013D	X		X	G		X	G	E		X				C	E	
MIL-G-25537A	X		X	G		X	G	E		X				G	E	
MIL-G-4343B	C		C	G		C	G	G		C				E	E	
MIL-G-5572	X		X	X		X	X	E		X				G	E	
MIL-G-7711A	X		X	X		X	X	E		X				E	E	
MIL-H-13910B	G		E	G		G	G	G		E				X	E	
MIL-H-19457B	E		E	X		X	X	X		X				X	C	
MIL-H-22251	E		E	G			G	G		G					E	
MIL-H-27601A	X		X	C		X	G	G		X				C	E	
MIL-H-5606B	X		C	G		X	G	E		X				G	E	
MIL-H-6083C	X		X	G		C	G	E		X				G	E	
MIL-H-8446B	X		X	C		X	G	G		X				C	E	
MIL-J-5161F	X		X	X		X	X	G		X				C	E	
MIL-J-5624G (JP-3, JP-4, JP-5)	X		X	X		X	X	E		X				C	E	
MIL-L-15016	X		X	G		X	G	E		X				E	E	
MIL-L-17331D	X		X	G		X	G	E		X				E	E	
MIL-L-2104B	X		X	C		X	G	E		X				E	E	
MIL-L-21260	X		X	G		X	G	E		X				E	E	
MIL-L-23699A	X		X	C		X	C	G		X				C	E	
MIL-L-25681C	E		E	G		G	G	G		G				C	E	
MIL-L-3150A	X		X	G		X	G	E		X				G	E	
MIL-L-3545B	X		X	C		C	G	G		X				C	E	
MIL-L-4339C	X		X	X		X	X	E		X				X	E	
MIL-L-6082C	X		X	G		X	G	E		X				E	E	
MIL-L-6085A	X		X	X		X	X	G		X				C	E	
MIL-L-7870A	X		X	X		X	G	E		X				X	E	
MIL-L-9000F	X		X	C		X	G	E		X				C	E	
MIL-L-9236B	X		X	X		X	X	G		X				X	E	
MIL-O-5606								E							E	
MIL-O-7808	X		X	X		X	X	G		X		E		X	E	
MIL-P-27402	E		E	G			G	G		G						
MIL-S-3136B TYPE 1 FUEL	X		X	G		X	G	E		X				G	E	
MIL-S-3136B TYPE 2 FUEL	X		X	X		X	X	C		X				G	E	
MIL-S-3136B TYPE 3 FUEL	X		X	X		X	X	C		X				G	E	
MIL-S-3136B TYPE 4 OIL, LOWSWELL	X		X	E		X	E	E		X				E	E	
MIL-S-3136B TYPE 5 OIL, MEDSWELL	X		X	G		X	G	E		X				G	E	
MIL-S-3136B TYPE 6 OIL, HI SWELL	X		X	X		X	X	E		X				G	E	
MIL-S-81087	E		E	E		E	E	E		E				E	E	
MINERAL OIL	X	G	X	E	E	X	E	E	E	X	X	E	E	E	E	E
MINERAL SPIRITS	X		X	G		X	X	E		X		E	E	G	E	E
MOBILE HFA			X					E	E			E				
MOLTEN SULFUR	G		E	E		G	E	G				E	X	G	E	X
MONOBUTYL ETHER	X		X	X		X	C	C		X		E		X	X	E
MONO-CHLOROACETIC ACID	G	X	C	X	X	C	E	X	X	X	X	E		X	G	E
MONOCHLOROBENZENE	X		X	X	C	X	X	X	G	X	X	E	G	X	E	G
MONOCHLORODIFLUOROMETHANE	X	C	E	E	X	C	E	X		E	X	E		X	C	
MONOETHANOL AMINE	G		G	C		G	G	G		G		E	E	X	X	E
MONOETHYL AMINE	G		E	C		C	X	X		C		E		X	X	C
MONOMETHYLAMINE	C		E	C		C	C	G				E			C	E
MONOVINYL ACETATE			G										B		E	
MORPHOLINE			X				X	X	X			E				
MOTOR OIL			X	G	G		G	E	G			E	E	G	E	E
MTBE	G	X					X	X		X		G	G		X	
MURIATIC ACID	C	X	C	C	C	C	C	C	X	X	E	E	E	C	C	E
NA-K			X					X				X				

General Information
Chemical Resistance Table

A

Chemical or Material Conveyed	Butyl	CPE	EPDM	Hypalon	Hytre	Natural	Neoprene	Nitrile	Nylon	SBR	Santoprene	Teflon	UHMW	Urethane	Viton	XLPE
NAPHTHA	X	E	X	X	E	X	X	E	E	G	X	E	E	C	E	E
NAPHTHALENE	X	C	X	X	C	X	X	X	G	X	C	E	E	G	E	E
NAPHTHENIC ACIDS		E	X	X		X	X	G		X		E			E	
N-BUTANAL	G		G	C		X	C	X				E		C	X	
N-BUTYLAMINE	X		C	X		X	X	X		X		E		X	X	
N-BUTYLBENZENE				X		X		X				E			E	E
N-BUTYLBROMIDE	X			X		X		X				E			G	G
N-BUTYLBUTYRATE	E		E	X		X	X	X		X		E			E	G
N-BUTYLCARBINOL	E	E	E	E	E	E	E	G	E	E	E	E		X	E	E
NEOHEXANE	X			X		X		E				E			E	E
NEON GAS	E		E	E		E	E	E	E	E	E	E		E	E	E
NEU-TRI	X			X		X		X				E			E	E
NICKEL ACETATE	E		E	X		E	G	G		X		E	E	X	X	E
NICKEL CHLORIDE	E	X	E	E	C	E	G	E	C	E		E	E	C	E	E
NICKEL NITRATE	E		E	E		E	E	E				E	E		E	E
NICKEL SULFATE	E	X	E	E	C	G	E	E	C	G		E	E	C	E	E
NIETYLENE						E										
NITRIC ACID, 10 %	E	X	E	G	C	X	G	X	C	X	E	E	E	X	X	C
NITRIC ACID, 13N	X	X	X	X	X	X	X	X	X	X		E		X		
NITRIC ACID, 13N + 5 %	X	X	X	X	X	X	X	X	X	X		E		X		
NITRIC ACID, UP TO 25 %	G	X	E	G	X	X	X	X	X	X		E	E	X	C	E
NITRIC ACID, 25 % - 40 %	C	X	G	C	X	X	X	X	X	X		E	G	X	C	G
NITRIC ACID, 40 % - 60 %	X	X	X	X	X	X	X	X	X	X		E	C	X	C	C
NITRIC ACID, CONC (16N)	X	X	X	X	X	X	X	X	X	X	X	E	E	X	E	G
NITRIC ACID, RED FUMING	C	X	X	X	X	X	X	X	X	X	X	E	X	X	C	X
NITRILOTRIETHANOL	G		E	E	X	G	X	C		G		E		X	X	
NITROBENZENE	G	C	X	X	X	X	X	X	C	X		E	E	X	C	E
NITROETHANE	G		G	C		G	C	X		G	E	E	E	X	X	E
NITROGEN	E		E	E		E	E	E		E		E	E	E	E	E
NITROMETHANE	G		G	C	C	G	X	X		C		E	E	X	X	E
NITROPROPANE			G										E			
NITROUS OXIDE GAS	E		E	E		E	G	E	C			E	E	G	E	
N-NONYL ALCOHOL	E			E		E		E				E			G	
N-OCTANE	X		X	X		X	C	E		X		E	G	X	E	G
NONANOIC ACID	E			X		X		E				E				
NONANOL	E			E		E		E				E			G	
N-SERV (75 % XYLENE)									E			E			E	C
NUTO H			X					E	E			E				
NYVAC LIGHT			E					X	E			E				
O-AMINOTOLUENE		G														
OCTANOIC ACID	C			G		C		C				E				
OCTANOL	G		E	G		G	G	G		G		E	E	X	E	E
OCTYL ACETATE	E			E		X		X				E	E		X	
OCTYL ALCOHOL	G		G	G		G	G	G		G		E	E	X	G	E
OCTYL ALDEHYDE	C			X		X		X				E			X	E
OCTYL AMINE	E			C		C		C				E			X	C
OCTYL CARBINOL	E			E		E		E				E			G	E
OCTYLENE GLYCOL	E			E		E		E				E			E	C
OIL-PETROLEUM	X	G	X	G	E	X	G	E	G	X	C	E	E	G	E	E
OLEIC ACID	X	X	C	G	E	X	C	E	E	X		E	E	G	E	E
OLEUM (FUMING SULFURIC ACID)	X	X	X	X	X	X	X	X	X	X		E	X	X	G	X
OLIVE OIL	G		G	G		X	G	E	E	X		E	G	E	E	C
ORTHO-DICHLOROBENZENE	X		X	X	X	X	X	X	E	X	X	E		X	E	
ORTHO-DICHLOROBENZOL	X		X	X	X	X	X	X	E	X	X	E		X	E	G
ORTHOXYLENE	X	C	C	X	C	X	X	X	G	X	X	E		X	E	E
OXALIC ACID	E	X	E	E	X	C	G	G	G	G	E	E	E	C	E	C
OXYDIETHANOL		E														
OXYGEN COLD			E				E						E		E	
OZONE	G		E	E	C	X	C	X	C	X		E	C	E	E	C
PAINT THINNER	X		X	X		X	X	X	G	X		E	E	X	G	E
PALM OIL																
PALMITIC ACID	G	G	G	C	E	E	G	E	C	B	E	E	E	E	E	G
PAPERMAKERS ALUM	E			E		E	E	E				E	G		E	
PARA METHOXYPROPENYL BENZENE	X	X		X		X			G			E			G	
PARA-DICHLOROBENZENE	X		X	X		X	X	X		X		E		X	E	G

General Information
Chemical Resistance Table

Chemical or Material Conveyed	Butyl	CPE	EPDM	Hypalon	Hytrek	Natural	Neoprene	Nitrile	Nylon	SBR	Santoprene	Teflon	UHMW	Urethane	Viton	XLPE
PARAFFIN WAX	X		X	X		X	G	E		E		E	E	G	E	X
PARALDEHYDE	E		E	X		C	C	C				E			X	E
PARAXYLENE	X		X	X		X	X	C				E		C	E	E
PCB												E			E	
P-CYMENE	X	X	X	X		X	X	X		X		E	E	X	E	E
PELARGONIC ALCOHOL	E			E		E		E				E			G	E
PENTACHLOROETHANE	X			X		X	X	X				E			E	E
PENTADIONE		G														
PENTAMETHYLENE	X		X	X		X	E	G				E			E	
PENTANE	X		X	C	G	X	C	E	G	X		E	G	C	E	G
PENTANOL	E		E	E		E	E	E				E		C	G	
PENTANONE	G		G	X		X	X	X				E			X	E
PENTASOL	E		E	E		E	E	G		G		E		X	G	E
PENTYL ACETATE	G		E	X	C	X	X	X	G	X	X	E		X		
PENTYL ALCOHOL	E	E	E	E	E	E	E	G	E	E	E	E		X	E	
PENTYL BROMIDE												E			G	
PENTYL CHLORIDE	X	C	X	X		X	X		E	X		E		C	E	G
PENTYL ETHER				C				C				E				
PENTYLAMINE	G		X	C		C	X	C				E			X	
PERCHLORIC ACID-2N	G		G	G	X	X	G	X	X	X	X	E		X	E	E
PERCHLOROETHYLENE	X	C	X	X	X	X	X	C	C	X	X	E	G	X	E	G
PERCHLOROMETHANE	X					X	X	X				E				
PETROLEUM CRUDE	X		X	G	C	X	G	E	G	X		E	E	E	E	E
PETROLEUM ETHER	X		X	X		X	C	E	E	X		E		G	E	E
PETROLEUM OILS	X	G	X	G	E	X	G	E	G	X	C	E	E	G	E	E
PHENBO													E	X		
PHENOL	G			X	X	X	X	X	X	X	X	E	E	X	E	E
PHENOLSULFONIC ACID	C			X	X	X	X	X				E	G	X	X	G
PHENYLAMINE	E		G	X		X	X	X				E		C	E	
PHENYLBROMIDE	X		X	X		X	X	X				E		X	G	
PHENYLBUTANE		C														
PHENYLCHLORIDE	X		X	X		X	X	X				E		X	E	E
PHENYLETHYLENE	X		X	X	X	X	X	X		X		E		C	G	
PHENYLMETHANE	X		X	X		X	X	X				E		X	E	
PHENYLMETHANOL	G		G	G	C	X	X	X	C	X	X	E	E	X	E	E
PHENYLMETHYL ACETATE	E			G		X						E	E		X	E
PHOSPAHTE ESTERS	E	G	E	X	C	X	X	X	E	X	E	E		X	C	
PHOSPHORIC ACID 10 %	G	X	E	E			E	E	E	G	E	E	E	E	E	E
PHOSPHORIC ACID 10 % - 85 %	G	X	E	E	X	G	E	X	C	G		E	E	C	E	E
PHOSPHORUS TRICHLORIDE ACID	E		E	X		X	X	X		X		E			E	
PHTALIC ANHYDRIDE			E				E								E	
PICRIC ACID, H2O SOLUTION	C	X	C	E	X	C	C	C	X	G	X	C		G	E	
PINE OIL	X		X	X		X	X	G		X		E	E	E	E	E
PINENE	X		X	X		X	X	G		X		E	E	G	E	E
POLY CHLORINATED BIPHENOL												E			E	
POLYETHYLENE GLYCOL E-400	E	E		E		E				E			E		E	
POLYOL ESTER					X		G		G					X		
POLYPROPYLENE GLYCOL	E			E		E		E				E			E	
POLYVINYL ACETATE EMULSION (PVA)			E				G						B		X	
POTASSIUM ACETATE	E		E	C		E	G	G	G	X		E	E	X	C	E
POTASSIUM BICARBONATE			E				E					E			E	
POTASSIUM BISULFATE	E		E	E		E	E	E	G	G		E	E		E	E
POTASSIUM BISULFITE	E		E	E		E	E	E	G	G		E	E	E	E	E
POTASSIUM CARBONATE	E		E	E	X	E	E	E	C	E		E	E	C	E	E
POTASSIUM CHLORIDE	E	G	E	E	G	E	E	E	E	E		E	E	E	E	
POTASSIUM CHROMATE	G		E	C		G	E	E	G	G		E	G	G	E	G
POTASSIUM CYANIDE	E	G	E	E	G	E	E	E	E	E		E	E	E	E	E
POTASSIUM DICHROMATE	E	X	E	E		C	E	E	G	G		E	G	G	E	G
POTASSIUM HYDRATE	E		G	E		G	G	G	G	G		E		G	C	E
POTASSIUM HYDROXIDE	G	X	E	E	C	G	G	G	G	G	G	E	G	C	G	E
POTASSIUM NITRATE	E		E	E	G	E	E	E	G	E		E	E	E	E	E
POTASSIUM PERMANGANATE 5 %	E		E	G	X	E	E	C	X	G		E	E	X	E	E
POTASSIUM SILICATE	E		E	E		E	E	E	G	E		E		E	E	E
POTASSIUM SULFATE	E		E	E	G	E	E	E	E	G		E	E	E	E	E
POTASSIUM SULFIDE	E		E	E		G	E	E	E	G		E	E	E	E	E

General Information
Chemical Resistance Table

A

Chemical or Material Conveyed	Butyl	CPE	EPDM	Hypalon	Hytrek	Natural	Neoprene	Nitrile	Nylon	SBR	Santoprene	Teflon	UHMW	Urethane	Viton	XLPE
POTASSIUM SULFITE	E		E	E		G	E	E	E	G		E		E	E	E
PRESTONE ANTIFREEZE	E	G	E	E	G	E	C	E	G	E	E	E		X	E	E
PRODUCER GAS	X		X	G		X	G	E		X		E		E	E	
PROPANEDIOL	C		E	E		E	C	E		E		E		G	E	
PROPANETRIOL	E	E	E	E	E	E	E	E	G	E	X	E		C	E	
PROPANOL	E		E	E		E	E	E		E	E	E		X	E	E
PROPANOLAMINE		E														
PROPANONE	E	G	E	X	C	C	X	X	E	C	E	E		X	X	
PROPEN-1-OL	E		E	E		E	E	E				E	E		G	E
PROPENEDIAMENE		E														
PROPENITRILE	X					G	X	X				E				
PROPENYL ALCOHOL	E		E	E		E	E	E				E	E		G	E
PROPENYLANISOLE	X			X		X		X				E			G	
PROPIONIC ACID	E		E	G		E	C	C		X		E		X	X	E
PROPIONITRILE	E		E			E	G	X			X	E			X	
PROPYL ACETATE	G		E	X		X	X	X		X		E	E	X	X	E
PROPYL ALCOHOL	E		E	E		E	E	E		E	E	E	E	X	E	E
PROPYL ALDEHYDE	G			X		C		X				E	E		X	E
PROPYL BENZENE		C														
PROPYL CHLORIDE	C			X		X		X				E	E		G	E
PROPYL ETHER		E														
PROPYL NITRATE	G		G	X		X	X	X		X		E		X	X	
PROPYLENE	X		X	X		X	X	X		X		E		X	E	
PROPYLENE DIAMINE	E			C		G		G				E				
PROPYLENE DICHLORIDE													C		E	
PROPYLENE GLYCOL	C		E	E		E	C	E		E		E	E	G	E	
PYDRAUL, 'E' SERIES	G		G	X	G	X	X	X	G	X		E	E	X	E	E
PYDRAULIC 'C'	X		X	X	C	X	X	X	E	X	E	E		X	E	
PYRIDINE			G										C			
PYROLIGNEOUS ACID			G										G		B	
RESIN OIL							X						B		E	
QUINTOLUBRIC 822 SERIES	X		X			X	X	G							G	
RED OIL	X	X	C	G	E	X	C	E	E	X		E		G	E	
REFRIGERANT 11	X		X	E	E	X	X	G		X		E		C	C	
REFRIGERANT 12	C	C	C	E	E	C	E	E	G	E	X	E		E	G	C
REFRIGERANT 22	X	C	E	E	X	C	E	X	G	E	X	E		X	C	C
RESORCINOL			G		X		X		X	G	X	E		X	E	
SAE NO. 10 OIL	X	G	X	X	E	X	C	E	E	X	X	E		E	E	
SAL AMMONIAC	E	G	E	E	E	E	E	E	C	E		E		G	E	
SEA WATER	E		E	E	E	E	G	E	E	E	E	E	E	C	E	E
SEWAGE	G		E	E	G	G	G	E	E	G	G	E	E	X	E	E
SILICATE ESTERS	C		X	G	C	X	E	G	G	X		E		E	E	
SILICATE OF SODA	E		E	E		E	E	E				E			E	E
SILICONE GREASE	E		E	E	E	E	E	E	E	E		E		E	E	
SILICONE OIL	E		E	E	G	C	E	E	E	E		E	E	E	E	
SILVER NITRATE	E		E	E		E	E	G	E	E		E	E	E	E	E
SKYDROL 500 TYPE 2	G	G	E	X	G	X	X	X	G	X	E	E		X	X	
SKYDROL 500B	G	G	E	X	E		X		E		E	E		C	X	
SKYDROL 500C	G	G		X	E		X					E			X	
SKYDROL 7000 TYPE 2	E	G	E	X	X	X	X	X	E	X		E		X	G	
SOAP SOLUTIONS	G	G	E	E	E	G	G	E	E	G	E	E	E	E	E	E
SODA ASH	E	G	E	E	G	E	E	E	G	E		E	E	G	E	E
SODA LIME	E		E	G		E	G	G				E	E	C	G	E
SODA NITER	E	G	E	E	G	G	G	G	E	G		E		G	E	E
SODA, CAUSTIC	E	C	E	E	C	G	E	C	G	E	C	E	E	G	X	E
SODIUM ACETATE	E		E	C		E	G	G	G	X		E	E	X	X	E
SODIUM ALUMINATE	E		E	E		G	E	E	G	G		E	E		E	E
SODIUM BICARBONATE	E		E	E	G	E	E	E	E	E		E	E	E	E	E
SODIUM BISULFATE	E	X	E	E	C	E	E	G	C	G		E	E	E	E	E
SODIUM BISULFITE	E		E	E	G	E	E	E	E	G		E	E	E	E	C
SODIUM BORATE	E		E	E	G	E	E	E	E	E		E	E	G	E	E
SODIUM CARBONATE 10 % - 15 %	G	G	E	E	G	E	E	E	G	E		E	E	G	E	E
SODIUM CHLORATE			E												E	
SODIUM CHLORIDE	G	G	E	E	E	E	E	E	G	E	C	E	E	E	E	E
SODIUM CYANIDE	E	G	E	E	G	E	E	E	E	E		E	E	G	E	E

General Information
Chemical Resistance Table

Chemical or Material Conveyed	Butyl	CPE	EPDM	Hypalon	Hytrek	Natural	Neoprene	Nitrile	Nylon	SBR	Santoprene	Teflon	UHMW	Urethane	Viton	XLPE
SODIUM DICHROMATE	E		C	G		X	C	E	G	G		E	E	G	C	G
SODIUM FLUORIDE			E				E						C		E	G
SODIUM HYDRATE	E		E	G		E	G	G	G	G		E		C	G	E
SODIUM HYDROCHLORITE	G		G	E		C	C	C	G	G		E		C	E	G
SODIUM HYDROXIDE (CAUSTIC SODA)	E	C	E	E	C	E	G	C	G	G	C	E	E	C	C	E
SODIUM HYPOCHLORITE	G	X	G	G	C	X	C	X	X	C	C	E	E	C	C	G
SODIUM METAPHOSPHATE	G		E	G		E	G	E	E	E		E	E	G	E	E
SODIUM NITRATE	E	G	E	E	G	G	G	G	E	G		E	E	G	E	E
SODIUM PERBORATE	E	X	E	G	G	G	G	G	E	G		E	E	G	E	E
SODIUM PEROXIDE	E	X	E	G	G	G	G	G	X	G		E	E	X	E	E
SODIUM PHOSPHATE	E		E	E	G	E	C	E	C	E		E	E	E	E	E
SODIUM SILICATE	E	G	E	E	G	E	E	E	E	E		E	E	G	E	E
SODIUM SULFATE	E	G	E	E	G	G	E	E	E	G		E	E	E	E	E
SODIUM SULFIDE	E	G	E	E	G	G	E	E	E	G		E		E	E	E
SODIUM SULFITE	E		E	E		G	E	E	E	G		E	E	E	E	E
SODIUM THIOSULFATE	E		E	E		E	E	E	G	G		E	E	E	E	E
SOYBEAN OIL	C	G	X	E	G	X	E	E	E	X		E	E	G	E	E
STANNIC CHLORIDE	G	X	E	C	G	G	C	E	C	E		E	E	G	E	E
STANNIC SULFIDE	E			E		E		E				E				E
STANNOUS CHLORIDE	G		C	E	G	E	E	E	C	E		E	E	C	E	
STANNOUS SULFIDE	E			E		E		E				E				E
STEARIC ACID	G	G	G	C	G	C	G	E	E	G	E	E	E	E	E	E
STODDARD SOLVENT	X	G	X	X	E	X	C	E	E	X	X	E	E	G	E	E
STYRENE MONOMER	X		X	X	X	X	X	X		X		E	G	C	G	G
SULFAMIC ACID	E		X	E		G	G	C				E		X	E	C
SULFUR	F		F	F		X	X	X		X		E	E		G	X
SULFUR CHLORIDE	X	G	X	C	C	X	C	C	C	X		E	E	C	E	E
SULFUR DIOXIDE	G		E	C	X	C	X	X	X	C		E	E	G	E	C
SULFUR TRIOXIDE, DRY	G		G	C	X	C	X	X		X		E	X	G	E	G
SULFURIC ACID 60 % +93 °C (+200 °F)	X	X	X		X		X	X	X	X			X		C	X
SULFURIC ACID, 25 %	G	X	E	E	E	G	E	E	X	G	E	E	E	X	E	E
SULFURIC ACID, 25 % – 50 %	G	X	E	G	G	G	E	E	X	G		E	E	X	E	E
SULFURIC ACID, 50 % – 96 %	X	X	G	C	X	X	C	C	X	X		E	E	X	E	E
SULFURIC ACID, CONC. 96 % – 98 %	X	X	X	X	X	X	X	X	X	X		E	E	X	G	C
SULFURIC ACID, FUMING	X	X	X	X	X	X	X	X	X	X		E	X	X	G	X
SULFUROUS ACID, 10 %	E	X	E	E	C	G	G	C	C	G		E	E		E	E
SULFUROUS ACID, 10 % – 85 %	E	X	G	E	C	G	C	C	X	C		E	E	X	G	E
SUTAN												E			F	E
TALL OIL	X		X	C		X	C	E		X		E	E	E	E	C
TALLOW	G		E	C		C	G	E		X		E	E	E	E	C
TANNIC ACID	E	X	E	E	G	E	E	E	G	G	E	E	E	E	E	E
TAR, BITUMINOUS	X	G	X	C	G	C	C	G	G	X		E		G	E	
TAR, CAMPHOR	X	C	X	X	C	X	X	X	G	X	C	E	X	G	E	X
TARTARIC ACID	G	X	C	E	G	E	E	E	E	G	E	E	E	E	E	E
T-BUTYL AMINE			G	X												
TELONE 2																E
TERPINOL	C	E	C	X		X	X	G		X		E	G	G	E	G
TERTIARY BUTYL ALCOHOL	G		G	G		G	G	G		G		E	E	X	E	E
TERTIARY BUTYL AMINE			G	X												
TERTIARY BUTYL MERCAPTAN	X		X	X		X	X	X		X		E		X	E	
TETRACHLOROBENZENE	X		X	X		X	X	X				E		G	G	G
TETRACHLOROETHANE	X		X	X		X	X	X		X	C	E	C	X	E	
TETRACHLOROETHYLENE	X		X	X		X	X	C	C	X		E	G	X	E	E
TETRACHLOROMETHANE	X		X	X		X	X	X				E		C	E	E
TETRACHLORONAPHTHALENE	X			X		X		X				E			G	G
TETRAETHYLENE GLYCOL	E			E		E		E				E			E	
TETRAETHYLORTHO SULFICATE	E					X	X	X				E				
TETRAHYDROFURAN	G		X	X	C	X	X	X	G	X	X	E	G	X	X	X
THF	G		X	X	C	X	X	X	G	X	X	E	G	X	X	X
TIN CHLORIDES	G		E	E		E	C	E				E	E	G	E	E
TITANIUM TETRACHLORIDE	X		X	X		X	X	C		X		E	G	X	E	
TOLUENE	X	C	X	X	C	X	X	X	E	X	X	E	E	X	E	E
TOLUENE DIISOCYANATE (TDI)			E										B			
TOLUIDINE	X			X		X		X				E			G	
TOLUOL	X	C	X	X	C	X	X	X	E	X	X	E		X	E	

General Information
Chemical Resistance Table

A

Chemical or Material Conveyed	Butyl	CPE	EPDM	Hypalon	Hytrek	Natural	Neoprene	Nitrile	Nylon	SBR	Santoprene	Teflon	UHMW	Urethane	Viton	XLPE
TRANSFORMER OIL	X		X	C		X	G	E		X		E	E	E	E	
TRANSMISSION 'A' OIL	X		X	G	G	X	G	E	G	X		E	E	E	E	F
TRI (2-HYDROXYETHYL) AMINE	G		E	E	X	G	X	C		G		E		X	X	
TRIBUTYL AMINE	E			C		G		G				E				
TRIBUTYL PHOSPHATE	G		E	X	C	C	X	X	G	X		E	E	X	X	E
TRICHLOROACETIC ACID	G		G	C	X	C	X	C	X	X		E	E	X	X	E
TRICHLOROBENZENE	X			X		X	X	X		X		E		X	G	
TRICHLOROETHANE	X		X	X		X	X	X	X	X		E		X	E	
TRICHLOROETHYLENE	X	C	X	X	X	X	X	X	C	X	X	E	G	X	E	G
TRICHLOROMETHANE	X	X	X	X	X	X	X	X	C	X	X	E		X	E	
TRICHLOROTOLUENE								X				E				
TRICRESYL PHOSPHATE	E		E	X	C	C	C	X	G	X		E	E	X	E	E
TRIETHANOLAMINE	G		E	E	X	G	X	C		G		E	E	X	X	E
TRIETHYLAMINE	C		E			G	G	E		X		E		X	E	
TRIETHYLENE GLYCOL	E			E		E		E				E			E	
TRIHYDROXYBENZOIC ACID	G		G	G	X	E	G	G	G	G		E		X	E	
TRIMETHYL PENTANES (MIXED)	X	E	X	C	E	X	C	E	E	X	X	E		G	E	
TRIMETHYL PENTENE		E														
TRIMETHYLAMINE		E										E	E			E
TRINITROTOLUENE (TNT)							G								G	
TRISODIUM PHOSPHATE	E		E	E	E	E	E	E	E	E		E		E	E	E
TRITOYL PHOSPHATE	E		E	X	C	X	X	X	G	X		E		X	E	
TUNG OIL	X	C	X	E	G	X	E	E	G	X		E	E	C	E	E
TUNG OIL (CHINA OIL)	C	C	X	E	G	X	E	E	G	X		E	E	C	E	E
TURBINE OIL			X				C						B		E	
TURPENTINEX	X	G	X	X		X	X	X	E	X	X	E	G	E	E	G
UDMH	E		E	E		E	G	G		X		E		X	X	
UNDECYL ALCOHOL	E		E	E		E		E				E			G	
UREA	E		E	E	G	E	G	G	E			E	E	G	E	E
URETHANE FORMULATIONS								E	E			E				
URIC ACID					X				G		E	E		X		
VARNISH	X	C	X	X		X	X	G	E	X		E		C	E	
VEGETABLE OILS	C		C	G		X	C	E	G	X		E	E	E	E	E
VERSILUBE F44	E		E	E		E	E	E	E	E		E		E	E	
VERSILUBE F55	E		X	E		E	E	E	E	E		E		E	E	
VINEGAR	E		E	E	C	G	G	G	E	G		E	X	C	E	X
VINEGAR ACID		G														
VINYL ACETATE	E		G	C		X	X	X		X		X	E	X	E	E
VINYL BENZENE	X		X	X	X	X	X	X		X		E	E	C	G	G
VINYL CHLORIDE (GAS)	X		G			G						E	E			E
VINYL CYANIDE	X	E	X	C		C	C	X	E	C	X	E		X	C	
VINYL ETHER	X			G		X		G				E	E		X	E
VINYL STYRENE	X			X		X				X		E	E		E	E
VINYL TOLUENE	X			X		X		X				E	E		E	E
VINYL TRICHLORIDE	X			X		X	X	X				E	E		E	E
VITAL, 4300, 5310			X					X	E			E				
VM&P NAPHTHA	X		X	X		X	C	C				E			E	X
WATER	E	G	E	E	E	E	G	E	E	G	E	E	E	E	E	E
WATER, BOILING	E		E	E	C		G	G	X	G	G	G	X	G	G	X
WATER, SODA					E				E		E	E				
WEMCO C	X		X	X		X	G	E		X				E	E	
WHISKEY	E		E	E	G	E	E	E	E	E		E	X	X	E	X
WHITE OIL	X		X	X		X	G	E		X		E	E	E	E	X
WHITE PINE OIL	X		X	X		X	X	G		X					E	
WINES	E		E	E	G	E	E	E	E	E		E	X	X	E	X
WOOD ALCOHOL	E		E	E		E	E	E		E		E	E	X	C	E
WOOD OIL	C		X	C	G	X	G	E	G	X		E	E	C	E	E
XENON	E		E	E		E	E	E		E		E		E	E	
XYLENE, XYLOL	X	C	X	X	C	X	X	X	G	X	X	E	C	C	E	C
XYLIDINE	G		C	X		X	X	C		X		E	G		C	G
ZEOLITES	E		E	E		E	E	E		E					E	
ZINC ACETATE	E		E	C		E	G	G		X		E		X	C	
ZINC CARBONATE	E		E	E		E	E	E				E	E	E	E	E
ZINC CHLORIDE	E	X	E	E	E	E	E	E	E	E		E	E	G	E	E
ZINC CHROMATE	E			C								E				G
ZINC SULFATE	E	X	E	E	C	E	E	E	X	G		E	E	G	E	E

Safety Warnings

As rubber hoses are used for completely different purposes, they are made according to their final applications. The service life of a hose is influenced by a number of factors (environment, abrasion, fluid...).

Consequently the end user must carry out periodic preventive maintenance, above all when the conditions of use foresee high pressure service and/or conveyance of aggressive substances, and/or demanding environment. In any case, when there are signs showing possible reduction of performance, it is necessary to either substitute the product or, at least, verify it carefully. The following recommendations are the minimum that the user must adhere to and should be considered as advice to the market from the **Italian rubber hose manufacturing members of Assogomma**.

1. Recommendations for correct storage

Rubber is subject, by nature, to changes in physical properties. These changes, which normally occur over the course of time, according to the kind of rubber used, can be accelerated by one particular factor or by a combination of these.

Reinforcement materials are also adversely affected by unsuitable conditions of storage. The following recommendations give some precautions to be taken to ensure the minimum deterioration to stored articles.

1.1. Storage life

Storage time should be reduced to the minimum through programmed rotation.

When it is impossible to avoid long term storage and when the recommendations in the points below have not been respected it is necessary to check the hose carefully prior to use.

1.2. Temperature and humidity

The best temperature for the storage of rubber hoses varies from 10 to 25 degrees centigrade. Hoses should not be stored at temperatures above 40 °C or below 0 °C. When the temperature is below -15°C it is necessary to take precautions when handling. Hoses should not be stored near sources of heat nor in conditions of high or low humidity. A humidity level of a maximum of 65 % is recommended.

1.3. Light

Hoses must be stored in dark places, avoiding direct sun light or strong artificial light. Should store rooms have windows or glass openings, these must be screened.

1.4. Oxygen and ozone

Hoses should be protected from circulating air by suitable packing or by storage in air-tight containers. As ozone has a particularly aggressive action on all rubber products, the warehouse must not contain materials producing ozone like devices under high electrical tension, electric motors or other materials provoking sparks or electric arcs.

1.5. Contact with other materials

Hoses should not come into contact with solvents, fuels, oils, grease, volatile chemical mixtures, acids, disinfectants and other organic liquids in general.

Furthermore direct contact with some metals (for example manganese, iron, copper and its alloys) and relative mixtures exercise harmful effects on some types of rubber.

Contact with PVC and creosote impregnated timber or fabrics should be avoided.

1.6. Heat sources

The temperature limits given in point 1.2. must be respected. When this is impossible, it is necessary to use a thermic shield.

1.7. Electric or magnetic field

Variation in electric or magnetic fields must be eliminated in warehouses as these could provoke currents in metal coupling, heating them. Similar fields could be caused by high-tension cables or high frequency generators.

1.8. Storage conditions

Hoses must be stored in a relaxed condition free from tension, compression or other deformation and contact with objects that could pierce or cut must be avoided. It is preferable to store hoses on special shelves or on dry surfaces.

Coiled hoses must be stored horizontally avoiding piling. When this is not possible the height of the piles must be such as to avoid permanent deformation of hoses stored underneath.

The inside diameter of the coil must never be lower than twice the minimum bend radius stated by the manufacturer according to technical standards.

It is advisable to avoid storing coiled hoses on poles or hooks. Furthermore it is advisable to store hoses to be delivered straight, horizontally, without bending.

1.9. Rodents and insects

Hoses must be protected from rodents and insects. When such a risk is probable adequate precautions must be taken.

1.10. Marking of packaged items

It is advisable that hoses are always easy to identify even if packaged.

1.11. Exit from storage

Prior to delivery hoses must be checked for integrity and must correspond to the required use. After long storage if couplings are not clipped, swaged or built-in, it is necessary to check that locking collars are tight.

1.12. Return to storage

Hoses that have been used must be freed from all substances prior to storage. Particular attention must be paid when chemical, explosive inflammable, abrasive and corrosive substances have been conveyed. After cleaning, check whether the hose is suitable to use again.

2. Norms and method of use

After having chosen the type of hose, users must keep in mind the following hose installation criteria.

2.1. Preassembly checks

Prior to installation it is necessary to check the characteristics of the hose carefully to verify that type, diameter and length conform with the required specifications. Moreover a visual check must be effected to make sure that there are no obstructions, cuts, damaged cover or any other evident imperfections.



2.2. Handling

Hoses must be moved with care avoiding knocks, dragging over abrasive surfaces and compression. Hoses must not be pulled violently when twisted or knotted. Heavy hoses, normally delivered in a as straights, must be laid on special supports for transport. Should wood support be used these must not be treated with creosote or painted with substances which could damage the rubber.

2.3. Pressure and seal test

The working pressure generally indicated on hoses must be respected. Following installation, when air bubbles have been eliminated, increase the pressure gradually - the working pressure to test the assembly and check possible leaks. This test must be carried out in a place free from danger.

2.4. Temperature

Hoses must always be used within the temperature limits generally indicated. In case of doubt apply to manufacturer.

2.5. Conveyed products

Hoses must be used exclusively to convey substances for which they were manufactured. In case of doubt it is always advisable to contact manufacturer. The hoses are designed to transport the fluids listed in the specifications; the hoses are not designed to be submerged in these fluids. For such applications it is advisable to seek further advice by contacting our sales organisation. As far as possible, hoses must not remain under strain when not in use. Where any risks are involved special precautions must be taken to avoid bursts.

2.6. Environment

Hoses must be used exclusively in the environment conditions for which they were manufactured.

2.7. Bending radius

Installation underneath the minimum bending radius reduces the life of the hose considerably. Moreover it is necessary to avoid bending at fitting ends.

2.8. Torsion

Hoses are not manufactured to work in torsion, except for specific purposes.

2.9. Tension

Tension must be within limits specified by manufacturer.

2.10. Vibration

Vibrations subject hoses to stress from heat and fatigue above all near couplings and premature bursting may occur. It is therefore advisable to check that hoses have been manufactured to resist such stress.

2.11. Kinking

Some users tend to obstruct the flow of liquids by kinking the hose. This system is not advised by manufacturers because the reinforcement is subjected to excessive stress and could lead to bursting.

2.12. Choice and application of couplings

Provided that the manufacturers instructions are met it is always necessary to check the compatibility between the working pressure of couplings and hoses. Couplings with too large diameters cause abnormal stress which can split the hose

reinforcement, whilst too small dimensions can create clamping difficulties and leakage. Furthermore couplings must be free from sharp and cutting edges which could damage the hose. Water or soap and water can be used to fit couplings. Do not use products containing oils or solvents except for the kind of hoses destined to be used with the latter .

Softening hoses with a mallet or similar tools is forbidden.

Take care to avoid external collars or other tightening tools. The use of makeshift collars (for example wire) with sharp edges or too tight clamping leads to damage of cover and reinforcement.

2.13. Evacuation of static electricity

When electrical continuity is requested, manufacturers instructions must be met, test must be carried out to check the continuity between the coupling and the assembly. Check the continuity with a simple appliance (for example "Quick Test") otherwise it is necessary to use a tester.

2.14. Permanent installation

The hoses must be supported in a suitable way, so as the normal movement when the hose is under pressure (variations in length, diameter, twisting, etc.) are allowed.

2.15. Moving parts

When hoses link moving parts, it is necessary to check that the length of the hose is suitable and that the movement does not subject the hose to shock or chafing and that abnormal stress, bending, tension or torsion do not occur.

2.16. Identification

If further marking is necessary , self-adhesive tape may be used. When the use of paint is unavoidable check compatibility of cover with manufacturer.

3. Maintenance

Even though choice, storage and installation have been carried out correctly regular maintenance is necessary. Frequency of the latter is determined according to use involved. During regular checks special attention must be paid to couplings and to the appearance of the following irregularities which show deterioration of hose:

- cracks, cuts, abrasions, unsticking, tears in cover revealing reinforcement;
- deformity , bubbles, local swelling under pressure;
- sticky or soft areas;
- leaks.

Such irregularities justify hose substitutions. When cover bears date of expiry this must be kept to even if the hose shows no apparent sign of wear.

3.1. Repairs

Hose repairs are not advisable. However when deterioration occurs at an end section, and if the full length allows for such, the worn section may be eliminated.

Cleaning

If cleaning instructions are not supplied by the manufacturer clean, if necessary, with soap and water avoiding use of solvents (petrol, paraffin, etc.) or detergents. Never use abrasive, pointed or cutting tools (wire brushes).

Properties of Basic Rubber Compounds Parker ITR

This table provides some information on the general properties of the most common rubber compounds. Most compounds used in the manufacture of rubber hose are made of different basic rubbers, each contributing to the physical properties of the finished product.

ASTM D 1418	Chemical Name	Properties
CR	Chloroprene	<i>Excellent weathering and ozone resistance, flame retarding, abrasion resistance. Good resistance to compressed air and to oil.</i>
CSM	Chloro-sulfonyl-polyethylene	<i>Excellent resistance to ozone, weathering and acid, particularly of the coloured compounds. Resistant to petroleum based fluids.</i>
EPDM	Terpolymer of ethylene-propylene-diene	<i>Good resistance to heat, ageing and abrasion. Poor resistance to petroleum based fluids.</i>
EPM	Copolymers of ethylene and propylene	<i>Excellent resistance to heat, ageing, abrasion and ozone. Good resistance to many chemicals; poor resistance to aromatics.</i>
FKM	Fluorine rubber	<i>Excellent resistance to a wide range of chemicals and to heat. Poor physical properties.</i>
IIR	Isobutene-isoprene	<i>Good resistance to chemicals, such as alcohols, ketones and esters.</i>
NBR	Acrylonitrile-butadiene	<i>Excellent oil resistance good aromatics and solvents resistance.</i>
NR	Natural rubber	<i>Good physical properties including abrasion and low temperature resistance. Poor resistance to petroleum based fluids.</i>
SBR	Styrene-butadiene	<i>Good physical properties with resistance to heat and abrasion. Poor resistance to petroleum based fluids.</i>
NBR/PVC	Acrylonitrile-butadiene-vynil-chloride	<i>Good resistance to oil and aromatics. Recommended as hose cover, when a good weathering, ozone and abrasion resistance is required.</i>
UHMWPE	Ultra high molecular weight polyethylene	<i>Excellent abrasion resistance and very low coefficient of friction. Excellent resistance to chemicals, oil and aromatic fuels. Biologically inert and suitable for foodstuffs delivery.</i>

Rubber Hose Construction



TUBE

It is the innermost rubber or plastic element of the hose. Must be resistant to the materials it is intended to convey. The characteristics of the rubber or plastic compound and the thickness of the tube depend on the service in which the hose will be used.

REINFORCEMENT

Can be textile, plastic or metal, alone or in combination, built into the body of the hose to withstand internal pressures, external forces or combination of both.

COVER

It is the outer element and can be made of rubber, plastic or textile materials. The function of the cover is to protect the hose from damage and environment.



LONG LENGTH (LL)

Production method:

Seamless extruded hoses without or on flexible mandrel and eventually white lead vulcanization with synthetic textile yarn reinforcement for standard production up to 100 m and internal diameter up to I.D. 35 mm.

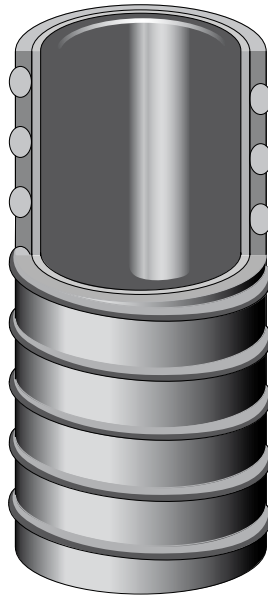
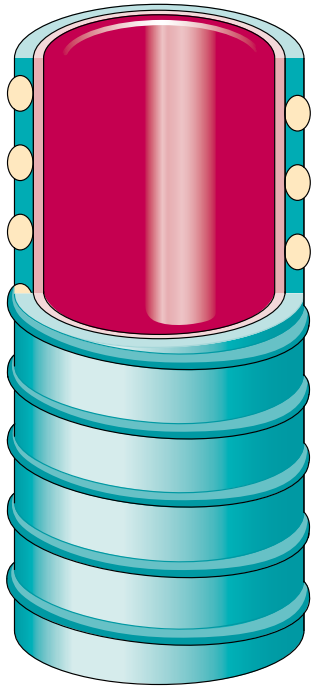


MANDREL MADE (MM)

Production method:

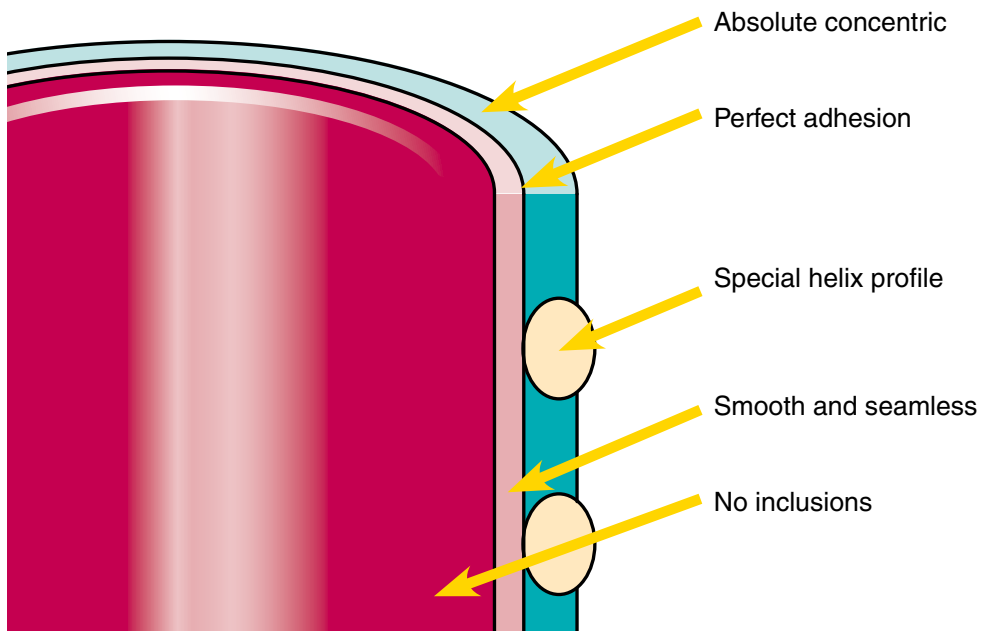
Hose produced on a rigid mandrel with a reinforcement of textile fabrics or steel braids, with or without steel wire helix, for standard production length up to 40 m and internal diameter range from I.D. 19 mm to I.D. 200 mm.


PVC-PU Hose Construction



PVC-PU CONSTRUCTION

Flexible hose having a rigid PVC spiral or a steel wire reinforcement spiral embedded in a PVC wall.





aerospace
climate control
electromechanical
filtration
fluid & gas handling
hydraulics
pneumatics
process control
sealing & shielding



Oil and Fuel Hoses



ENGINEERING YOUR SUCCESS.



▶ **General Purpose**



CARBOPRESS N/L 10 - 20

Suitable for fuel oils and petrol having an aromatic content up to 50 %, grease and unleaded oil products.



CARBOCORD 10 - 15

Suitable for fuel oils and petrol having an aromatic content not exceeding 50 %. Built-in copper wires provide electrical continuity between both ends.



**CARBURITE 10
CARBURITE 16, CARBURITE 16 TÜV**

Suitable for suction and delivery of fuel oils and petrol having an aromatic content not exceeding 50 %.

▶ **Low Temperature**



**CARBURITE F 10
CARBOCORD F 10**

Suitable for heavy-duty applications at low temperature (-40 °C /-40 °F).



▶ **Petrol Pump**



**CARBOPRESS D EN 1360/1 N/L
CARBOPRESS D EN 1360/3
CARBOPRESS D ARTIC**

Suitable for fuel oils and petrol having an aromatic content not exceeding 50 %. Specially designed for petrol pumps. A built-in copper wire gives electrical continuity between both ends. ARTIC: specially designed for low temperature service (-40 °C /-40 °F). RV: vapour recovery coaxial hose.

▶ **Tank Truck**



**CARBOCORD EN 12115
CARBOCORD 18 TÜV**

Specially designed for loading and discharge of petroleum products having an aromatic content not exceeding 50 %.



CARBURITE BS 3492-D



CHEMIOEL EN 12115, CHEMIOEL 10 EN 12115 OND

Suitable for fuel oils and petrol having an aromatic content not exceeding 50 %. Designed for suction and delivery of mineral oils and fuels in rail and road tankers, service stations and refineries.



RAGUSA 4

Suitable for suction and delivery of mineral oil and fuels having an aromatic content up to 50 %, when a lightweight and flexible hose is required.



CARBUREX, CARBUREX/ANC

Suitable for suction and delivery of petroleum products and fuel oils. Also available with a copper braid giving electrical continuity between both ends (CARBUREX/ANC).

▶ **LPG**



GASTRUCK EN 1762 D-M

For delivery (type D) of liquefied petroleum gas applications.



ROBUR GPL

For liquefied petroleum gas applications.

▶ **Aircraft Ground Refuelling**



**JETCORD EN 1361 B - C - E - F
JETCORD XT/C**



Designed for use in all operations associated with the ground refuelling of aircraft.



B – Oil and Fuel Hose

General Purpose

CARBOPRESS N/L 10 - 20	▶	B4
CARBOCORD 10 - 15	▶	B5
CARBURITE 10	▶	B6
CARBURITE 16	▶	B7
CARBURITE 16 TÜV	▶	B8

Low Temperature Applications

CARBURITE F 10	▶	B9
CARBOCORD F 10	▶	B10

Petrol Pump

CARBOPRESS D EN 1360/1 N/L	▶	B11
CARBOPRESS D EN 1360/3	▶	B12
CARBOPRESS D ARTIC N/L	▶	B13

Tank Truck

CARBOCORD EN 12115	▶	B14
CARBOCORD 18 TÜV	▶	B15
CARBURITE BS 3492-D	▶	B16
CHEMIOEL EN 12115	▶	B17
CHEMIOEL 10 EN 12115 OND	▶	B18
RAGUSA 4	▶	B19
CARBUREX	▶	B20
CARBUREX/ANC	▶	B21

LPG

GASTRUCK EN 1762 D-M	▶	B22
ROBUR GPL	▶	B23

Aircraft Ground Refuelling

JETCORD B EN 1361	▶	B24
JETCORD C EN 1361	▶	B25
JETCORD E EN 1361	▶	B26
JETCORD F EN 1361	▶	B27
JETCORD XT/C	▶	B28

**CARBOPRESS® N/L 10 - 20****Hose Construction**

- Tube:** Black, smooth, NBR rubber compound
- Reinforcement:** Synthetic textile yarns
- Cover:** Black, smooth, abrasion, oil, fuel, and weather-resistant, antistatic (R < 1 MΩ/m) special NBR/EPDM rubber compound

**Applications**

Suitable for fuel oils, petrol and diesel having an aromatic content not exceeded 50 % and also for grease.

Temperature Range

-25 °C (-13 °F) to +80 °C (+176 °F)
up to +100 °C (+212 °F) for oil

Tolerances

According to UNI EN ISO 1307/97

On inside diameter:

≤ I.D. 5 mm:	± 0,60 mm
I.D. 6 - 19 mm:	± 0,80 mm
I.D. 25 mm:	± 1,20 mm
Length tolerance:	± 1 %

IHXXXXXXXX/XX Part Number/ Standard Length m	 I.D. mm	 O.D. mm	 Working Pressure			 Burst Pressure			 Weight kg/m	 min. Bend Radius mm
			MPa	psi	bar	MPa	psi	bar		
CARBOPRESS N/L 10										
IH30501008/100	5	11	1,0	150,0	10	3,0	450,0	30	0,12	40
IH30501001/100	5	12	1,0	150,0	10	3,0	450,0	30	0,12	40
IH30511003/100	6	12	1,0	150,0	10	3,0	450,0	30	0,11	50
IH30511002/100	6	13	1,0	150,0	10	3,0	450,0	30	0,14	50
IH30511021/100	7	13	1,0	150,0	10	3,0	450,0	30	0,13	60
IH30511016/100	8	14	1,0	150,0	10	3,0	450,0	30	0,14	65
IH30501002/100	8	15	1,0	150,0	10	3,0	450,0	30	0,17	65
IH30501003/100	10	17	1,0	150,0	10	3,0	450,0	30	0,20	80
IH30501004/100	13	20	1,0	150,0	10	3,0	450,0	30	0,24	105
IH30501005/100	15	23	1,0	150,0	10	3,0	450,0	30	0,32	120
IH30511004/100	16	23	1,0	150,0	10	3,0	450,0	30	0,29	130
IH30511007/80	18	26	1,0	150,0	10	3,0	450,0	30	0,37	150
IH30501006/40	19	27	1,0	150,0	10	3,0	450,0	30	0,39	150
IH30501007/50	25	35	1,0	150,0	10	3,0	450,0	30	0,63	200
CARBOPRESS HH N/L 10										
IH30508000/80	19	27	1,0	150,0	10	3,0	450,0	30	0,39	150
IH30508001/40	25	35	1,0	150,0	10	3,0	450,0	30	0,63	200
CARBOPRESS N/L 20										
IH30502001/100	6	14	2,0	300,0	20	6,0	900,0	60	0,17	50
IH30502002/100	8	17	2,0	300,0	20	6,0	900,0	60	0,24	65
IH30502003/100	10	19	2,0	300,0	20	6,0	900,0	60	0,27	80
IH30512006/100	13	23	2,0	300,0	20	6,0	900,0	60	0,38	105
IH30512010/80	16	26	2,0	300,0	20	6,0	900,0	60	0,44	130
IH30512007/80	19	30	2,0	300,0	20	6,0	900,0	60	0,57	150
IH30512009/50	25	36	2,0	90,0	20	6,0	900,0	60	0,71	200

CARBOCORD 10 - 15

Hose Construction

- Tube:** Black, smooth, NBR rubber compound. Resistant to oil and fuel with an aromatic content not exceeding 50 %
- Reinforcement:** Synthetic textile fabrics and built-in copper wires to provide electrical continuity between both ends
- Cover:** Black, smooth, NBR/SBR rubber compound, antistatic (R < 1 MΩ/m), oil, fuel, abrasion, ageing and weather resistant



Applications

Suitable for delivery of petroleum products with an aromatic content not exceeding 50 %.

Temperature Range







-30 °C (-22 °F) to +80 °C (+176 °F)
up to +100 °C (+212 °F) for oil

Tolerances

- RMA steel mandrel
- On inside diameter:**
 ≤ I.D. 38 mm: ± 0,79 mm
 > I.D. 38 mm: ± 1,59 mm
- On outside diameter:** ± 1,59
- Length tolerance:** ± 1 %

Note

Available on request:
CARBOCOD F 10 withstanding temperatures down to -35 °C (-31 °F).

IHXXXXXXXXXX Part Number/ Standard Length m	 I.D. mm	 O.D. mm	 Working Pressure			 Burst Pressure			 Weight kg/m	 min. Bend Radius mm
			MPa	psi	bar	MPa	psi	bar		
CARBOCORD 10										
IH36522124/40	25	35	1,0	150,0	10	3,0	450,0	30	0,66	250
IH36522138/40	30	41	1,0	150,0	10	3,0	450,0	30	0,84	300
IH36522133/40	35	48	1,0	150,0	10	3,0	450,0	30	1,17	350
IH36522110/40	38	51	1,0	150,0	10	3,0	450,0	30	1,25	380
IH36522131/40	40	54	1,0	150,0	10	3,0	450,0	30	1,42	400
IH36522136/40	45	59	1,0	150,0	10	3,0	450,0	30	1,57	450
IH36522144/40	48	62	1,0	150,0	10	3,0	450,0	30	1,67	480
IH36522128/40	51	65	1,0	150,0	10	3,0	450,0	30	1,76	500
IH36523109/40	60	75	1,0	150,0	10	3,0	450,0	30	2,07	600
IH36522112/40	63,5	79	1,0	150,0	10	3,0	450,0	30	2,32	650
IH36523110/20	70	86	1,0	150,0	10	3,0	450,0	30	2,55	700
IH36523111/20	75	91	1,0	150,0	10	3,0	450,0	30	2,79	750
IH36523112/20	80	96	1,0	150,0	10	3,0	450,0	30	2,95	800
IH36523113/20	90	106	1,0	150,0	10	3,0	450,0	30	3,20	900
IH36523114/20	100	116	1,0	150,0	10	3,0	450,0	30	3,61	1000
CARBOCORD L10										
IH36522134/40	32	44	1,0	150,0	10	3,0	450,0	30	0,98	320
CARBOCORD H10										
IH36522097/40	32	46	1,0	150,0	10	3,0	450,0	30	1,17	320
IH36522098/40	38	53	1,0	150,0	10	3,0	450,0	30	1,45	380
CARBOCORD 15										
IH36523101/40	19	30	1,5	217,5	15	4,5	625,5	45	0,55	250
IH36523102/40	25	36	1,5	217,5	15	4,5	625,5	45	0,69	250
IH36523103/40	30	41	1,5	217,5	15	4,5	625,5	45	0,80	300
IH36523104/40	32	43	1,5	217,5	15	4,5	625,5	45	0,84	320
IH36523105/40	35	46	1,5	217,5	15	4,5	625,5	45	0,91	350
IH36523120/40	38	49	1,5	217,5	15	4,5	625,5	45	0,97	380
IH36523106/40	40	52	1,5	217,5	15	4,5	625,5	45	1,14	400
IH36523107/40	45	60	1,5	217,5	15	4,5	625,5	45	1,60	450
IH36523108/40	50	65	1,5	217,5	15	4,5	625,5	45	1,83	500
IH36523119/40	55	70	1,5	217,5	15	4,5	625,5	45	1,98	550

RUBBER OIL HOSE CARBOCOD W.P. bar MADE IN ITALY Parker ITR



CARBURITE 10

Hose Construction

- Tube:** Black, smooth, NBR rubber compound, resistant to oil and fuel with an aromatic content not exceeding 50 %
- Reinforcement:** Synthetic textile fabrics and embedded steel wire helix
- Cover:** Black, smooth, antistatic ($R < 1 \text{ M}\Omega/\text{m}$) NBR/SBR rubber compound, oil, fuel, abrasion, ageing and weather resistant



Applications

Designed for suction and delivery of mineral oils and fuels (with aromatic content not exceeding 50 %) in road and rail tankers, service stations and refineries. For heavy duty applications CARBURITE H 10 is recommended.

Temperature Range

-30°C (-22 °F) to +80 °C (+176 °F)
up to +100 °C (+212 °F) for oil

Suction

Max. 0,8 bar (600 mm Hg)

Tolerances

RMA steel mandrel

On inside diameter:

≤ I.D. 38 mm: ± 0,79 mm

> I.D. 38 mm: ± 1,59 mm

Length tolerance:

± 1 %

Note

On request available with built-in copper wires: /E in the textile fabrics.

On request also the HT version for high temperature.

IHXXXXXXXX/XX Part Number/ Standard Length m	 I.D. mm	 O.D. mm	 Working Pressure			 Burst Pressure			 Weight kg/m	 min. Bend Radius mm
			MPa	psi	bar	MPa	psi	bar		
CARBURITE 10										
IH36530099/40	19	29	1,0	150,0	10	3,0	450,0	30	0,61	120
IH36531011/40	22	32	1,0	150,0	10	3,0	450,0	30	0,67	130
IH36531004/40	25	35	1,0	150,0	10	3,0	450,0	30	0,80	150
IH36530201/40	30	40	1,0	150,0	10	3,0	450,0	30	0,92	180
IH36531012/40	32	42	1,0	150,0	10	3,0	450,0	30	0,98	190
IH36530202/40	35	45	1,0	150,0	10	3,0	450,0	30	1,05	210
IH36531002/40	38	48	1,0	150,0	10	3,0	450,0	30	1,13	240
IH36530203/40	40	50	1,0	150,0	10	3,0	450,0	30	1,18	240
IH36530212/40	42	52	1,0	150,0	10	3,0	450,0	30	1,22	252
IH36530204/40	45	55	1,0	150,0	10	3,0	450,0	30	1,31	270
IH36530205/40	50	60	1,0	150,0	10	3,0	450,0	30	1,46	300
IH36531020/40	51	61	1,0	150,0	10	3,0	450,0	30	1,49	300
IH36530206/40	60	71	1,0	150,0	10	3,0	450,0	30	1,89	360
IH36531001/40	63,5	75	1,0	150,0	10	3,0	450,0	30	2,09	380
IH36530207/20	70	82	1,0	150,0	10	3,0	450,0	30	2,47	420
IH36530208/20	75	87	1,0	150,0	10	3,0	450,0	30	2,68	450
IH36530208/40	75	87	1,0	150,0	10	3,0	450,0	30	2,68	450
IH36530213/20	76	88	1,0	150,0	10	3,0	450,0	30	2,72	460
IH36530213/40	76	88	1,0	150,0	10	3,0	450,0	30	2,72	460
IH36530209/20	80	92	1,0	150,0	10	3,0	450,0	30	2,84	480
IH36531003/20	90	104	1,0	150,0	10	3,0	450,0	30	3,64	540
IH36530211/20	100	114	1,0	150,0	10	3,0	450,0	30	4,02	600
IH36530211/40	100	114	1,0	150,0	10	3,0	450,0	30	4,02	600
IH36531019/20	110	124	1,0	150,0	10	3,0	450,0	30	4,29	660
IH36531009/20	120	134	1,0	150,0	10	3,0	450,0	30	4,65	720
IH36531050/10	150	170	1,0	150,0	10	3,0	450,0	30	7,27	900
CARBURITE H10										
IH36531100/40	38	51	1,0	150,0	10	3,0	450,0	30	1,40	240
IH36531005/40	50	64	1,0	150,0	10	3,0	450,0	30	1,93	300
IH36531024/20	100	116	1,0	150,0	10	3,0	450,0	30	4,41	600

RUBBER OIL HOSE CARBURITE 10 bar MADE IN ITALY Parker ITR

CARBURITE 16

Hose Construction

- Tube:** Black, smooth, NBR rubber compound, resistant to oil and fuel with an aromatic content not exceeding 50 %
- Reinforcement:** Synthetic textile fabrics and embedded steel wire helix
- Cover:** Black, NBR/SBR rubber compound, antistatic (R < 1 MΩ/m) oil, fuel, abrasion, ageing and weather resistant



Suction

Max. 0,8 bar (600 mm Hg)

Tolerances

RMA steel mandrel

On inside diameter:

≤ I.D. 38 mm: ± 0,79 mm
 > I.D. 38 mm: ± 1,59 mm







Length tolerance: ± 1 %

Applications

Designed for suction and delivery of mineral oils and fuels with an aromatic content not exceeding 50 %

Temperature Range

-25°C (-13 °F) to +80 °C (+176 °F)

IHXXXXXXXXXX Part Number/ Standard Length m	 I.D. mm	 O.D. mm	 Working Pressure			 Burst Pressure			 Weight kg/m	 min. Bend Radius mm
			MPa	psi	bar	MPa	psi	bar		
IH36532650/40	25	37	1,6	232,0	16	4,8	696,0	48	0,91	150
IH36532651/40	32	44	1,6	232,0	16	4,8	696,0	48	1,14	190
IH36532652/40	38	51	1,6	232,0	16	4,8	696,0	48	1,44	230
IH36532653/40	40	54	1,6	232,0	16	4,8	696,0	48	1,57	240
IH36532654/40	50	64	1,6	232,0	16	4,8	696,0	48	1,92	300
IH36532655/40	75	90	1,6	232,0	16	4,8	696,0	48	3,03	450
IH36532656/40	100	116	1,6	232,0	16	4,8	696,0	48	4,45	600
IH36532657/40	125	142	1,6	232,0	16	4,8	696,0	48	5,63	750
IH36532658/15	150	172	1,6	232,0	16	4,8	696,0	48	7,80	900
IH36532659/12	203	235	1,6	232,0	16	4,8	696,0	48	18,45	1400

RUBBER OIL HOSE CARBURITE 16 bar MADE IN ITALY Parker ITR



CARBURITE 16 TÜV

Hose Construction

- Tube:** Black, smooth, NBR rubber compound, resistant to oil and fuel with an aromatic content not exceeding 50 %
- Reinforcement:** Synthetic textile fabrics, embedded steel wire helix and built-in copper wires for electrical continuity at both ends. The copper wire can be taken out when the hose is cut in specific lengths from standard coils to facilitate welding to fittings
- Cover:** Black, smooth, antistatic ($R < 1 \text{ M}\Omega/\text{m}$) NBR/SBR rubber compound, oil, fuel, abrasion, ageing and weather resistant



Temperature Range

-30 °C (-22 °F) to +80 °C (+176 °F)
up to +100 °C (+212 °F) for oil

Suction

Max. 0,8 bar (600 mm Hg)

Tolerances

RMA steel mandrel

On inside diameter:

≤ I.D. 38 mm: ± 0,79 mm

> I.D. 38 mm: ± 1,59 mm

Length tolerance: ± 1 %

Applications

Designed for suction and delivery of mineral oils and fuels with an aromatic content not exceeding 50 %.
TÜV approval for the electrical resistance, excluded IH36532617/12 (diameter 203 x 235).

IHXXXXXXXXXX Part Number/ Standard Length m	 I.D. mm	 O.D. mm	 Working Pressure			 Burst Pressure			 Weight kg/m	 min. Bend Radius mm
			MPa	psi	bar	MPa	psi	bar		
IH36532601/40	25	37	1,6	232,0	16	4,8	696,0	48	0,91	150
IH36532602/40	32	44	1,6	232,0	16	4,8	696,0	48	1,14	190
IH36532603/40	38	51	1,6	232,0	16	4,8	696,0	48	1,44	230
IH36532606/40	40	54	1,6	232,0	16	4,8	696,0	48	1,57	240
IH36532605/40	50	64	1,6	232,0	16	4,8	696,0	48	1,92	300
IH36532607/40	75	90	1,6	232,0	16	4,8	696,0	48	3,03	450
IH36532609/20	100	116	1,6	232,0	16	4,8	696,0	48	4,45	600
IH36532609/40	100	116	1,6	232,0	16	4,8	696,0	48	4,45	600

CARBURITE F 10

Hose Construction

- Tube:** Black, smooth, NBR rubber compound, resistant to oil and fuel with an aromatic content not exceeding 50 %
- Reinforcement:** Synthetic textile fabrics and embedded steel wire helix
- Cover:** Black, smooth, antistatic ($R < 1 \text{ M}\Omega/\text{m}$) NBR/SBR rubber compound, mineral oil, fuel, abrasion, ageing and weather resistant



Suction

Max. 0,8 bar (600 mm Hg)

Tolerances

RMA steel mandrel

On inside diameter:

≤ I.D. 38 mm: ± 0,79 mm
 > I.D. 38 mm: ± 1,59 mm







Length tolerance: ± 1 %

Applications

Suitable for suction and delivery of petroleum products in road and rail tankers, service stations and refineries and as a flexible connector in lines handling fuels and oils. Its strong construction and design make it suitable for heavy duty at low temperatures.

Temperature Range

-40 °C (-40 °F) to +80 °C (+176 °F)

IHXXXXXXXXXX Part Number/ Standard Length m	 I.D. mm	 O.D. mm	 Working Pressure			 Burst Pressure			 Weight kg/m	 min. Bend Radius mm
			MPa	psi	bar	MPa	psi	bar		
IH36532401/40	25	37	1,0	150,0	10	4,0	600,0	40	0,89	150
IH36532403/40	38	50	1,0	150,0	10	4,0	600,0	40	1,31	230
IH36532405/40	50	65	1,0	150,0	10	4,0	600,0	40	2,07	300
IH36532406/40	63,5	79	1,0	150,0	10	4,0	600,0	40	2,71	380
IH36532407/20	75	91	1,0	150,0	10	4,0	600,0	40	3,26	450
IH36532409/20	100	116	1,0	150,0	10	4,0	600,0	40	4,76	600



CARBOCORD F 10

Hose Construction

- Tube:** Black, smooth, NBR rubber compound, resistant to oil and fuel with an aromatic content not exceeding 50 %
- Reinforcement:** Synthetic textile fabrics and built-in copper wires to provide electrical continuity between both ends
- Cover:** Black, smooth, antistatic ($R < 1 \text{ M}\Omega/\text{m}$) NBR/SBR rubber compound, mineral oil, fuel, abrasion, ageing and weather resistant



Suction

Max. 0,8 bar (600 mm Hg)

Tolerances

RMA steel mandrel

On inside diameter:

$\leq \text{I.D. } 38 \text{ mm:}$ $\pm 0,79 \text{ mm}$

$> \text{I.D. } 38 \text{ mm:}$ $\pm 1,59 \text{ mm}$

Length tolerance: $\pm 1 \%$

Note

On request 40 m lengths for sizes up to I.D. 100 mm

Applications

Suitable for delivery of petroleum products in road and rail tankers, in service stations and refineries and as flexible connector in lines handling fuels and oils. Its strong construction and design make it suitable for heavy duty at low temperature services.

Temperature Range

-40 °C (-40 °F) to +80 °C (+176 °F)

IHXXXXXXXXXX Part Number/ Standard Length m	 I.D. mm	 O.D. mm	 Working Pressure			 Burst Pressure			 Weight kg/m	 min. Bend Radius mm
			MPa	psi	bar	MPa	psi	bar		
IH36522032/40	25	35	1,0	150,0	10	4,0	600,0	40	0,89	150
IH36522034/40	32	45	1,0	150,0	10	4,0	600,0	40	1,31	230
IH36522033/40	38	51	1,0	150,0	10	4,0	600,0	40	2,07	300
IH36522036/40	45	59	1,0	150,0	10	4,0	600,0	40	2,71	380
IH36522037/40	50	64	1,0	150,0	10	4,0	600,0	40	3,26	450
IH36522038/40	63,5	79	1,0	150,0	10	4,0	600,0	40	4,76	600
IH36522039/20	65	81	1,0	150,0	10	4,0	600,0	40	2,39	585
IH36522041/20	75	91	1,0	150,0	10	4,0	600,0	40	2,71	675
IH36522042/20	80	95	1,0	150,0	10	4,0	600,0	40	2,77	720
IH36522043/20	100	116	1,0	150,0	10	4,0	600,0	40	3,52	900

CARBOPRESS® D EN 1360/1 N/L

Manufactured according to
EN 1360:2005 Type 1



Hose Construction

- Tube:** Black, smooth, NBR rubber compound, antistatic ($R < 1 \text{ M}\Omega/\text{m}$)
- Reinforcement:** Synthetic textile yarns providing low dilation. Built-in copper wires to allow electrical continuity between fittings
- Cover:** Black, smooth, non-staining and antistatic ($R < 1 \text{ M}\Omega/\text{m}$) CR rubber compound resistant to abrasion, oil, fuel and weathering

Applications

Designed for dispensing metered quantities of automotive fuels from dispensing equipment (petrol pumps). Resistant to leaded and unleaded petrol (gasoline) with an aromatic content not exceeding 50 %.

Tolerances







- On inside diameter:**
 - ≤ I.D. 19 mm: ± 0,80 mm
 - > I.D. 19 mm: ± 1,25 mm
- On outside diameter:**
 - ≤ O.D. 31 mm: ± 0,80 mm
 - > O.D. 31 mm: ± 1,25 mm
- Length tolerance:** ± 1 %

Note

Cover available on request in other colours.

Temperature Range

-25 °C (-13 °F) to +55 °C (+131 °F)

IHXXXXXXXXXX Part Number/ Standard Length m	 I.D. mm	 O.D. mm	 Working Pressure			 Burst Pressure			 Weight kg/m	 min. Bend Radius mm
			MPa	psi	bar	MPa	psi	bar		
IH30502403/80	15	25	1,6	232,0	16	4,8	696,0	48	0,45	75
IH30502420/50	16	26	1,6	232,0	16	4,8	696,0	48	0,47	80
IH30502420/90	16	26	1,6	232,0	16	4,8	696,0	48	0,47	80
IH30502421/80	18	30	1,6	232,0	16	4,8	696,0	48	0,64	90
IH30502407/50	19	31	1,6	232,0	16	4,8	696,0	48	0,63	95
IH30502411/50	21	31	1,6	232,0	16	4,8	696,0	48	0,53	105
IH36521140/40*	25	37	1,6	232,0	16	4,8	696,0	48	0,74	150

* Carbocord D EN 1360/1
Mandrel Made production

CARBOPRESS D EN 1360:2005 Type 1 - I.D.mm - 16 bar - M -MADE IN ITALY Parker ITR
Quarter/Year with traceability code

CARBOCORD D EN 1360:2005 Type 1 M - I.D. mm - 16 bar - Quarter/Year - MADE IN ITALY Parker ITR

**CARBOPRESS® D EN 1360/3**

Manufactured according to
EN 1360:2005 Type 3

**Hose Construction**

- Tube:** Black, smooth, NBR rubber compound
- Reinforcement:** One braid of high tensile steel wire, providing low dilation, electrical continuity between both ends and giving better strength and resistance to crushing and accidental breakage
- Cover:** Black, non-staining and antistatic (R < 1 MΩ/m) CR rubber resistant to abrasion, oil, fuel and weathering

Applications

Designed for dispensing metered quantities of automotive fuels from dispensing equipment (petrol pumps). Resistant to fuel oils for oil engines and burners for non marine use, leaded and unleaded petrol (gasoline) for motor vehicles with an aromatic content not exceeding 50 %.

Temperature Range

-25 °C (-13 °F) to +55 °C (+131 °F)

Packing

Cardboard boxes on wooden pallets.

Tolerances**On inside diameter:**

≤ I.D. 19 mm: ± 0,80 mm

> I.D. 19 mm: ± 1,25 mm

Length tolerance:

± 1 %

Note

Also complies with to BS 3396 Type 3.

IHXXXXXXXXXX Part Number/ Standard Length m	 I.D. mm	 O.D. mm	 Working Pressure			 Burst Pressure			 Weight kg/m	 min. Bend Radius mm
			MPa	psi	bar	MPa	psi	bar		
IH30512902/0	16	26	1,6	232,0	16	4,8	696,0	48	0,55	80
IH30512906/0	19	32	1,6	232,0	16	4,8	696,0	48	0,80	100
IH30512909/0	25	38	1,6	232,0	16	4,8	696,0	48	0,98	130

CARBOPRESS D EN 1360:2005 Type 3 I.D. mm - 16 bar -MADE IN ITALY Parker ITR
Quarter/Year with traceability code

CARBOPRESS® D ARTIC N/L

Hose Construction

- Tube:** Black, smooth, NBR rubber compound
- Reinforcement:** Synthetic textile yarns providing low dilation, built-in copper wires to allow electrical continuity between fittings
- Cover:** Black, smooth, non-staining and antistatic (R<1 MΩ/m) synthetic rubber compound resistant to abrasion, oil, fuel and weathering



Applications







Designed for dispensing equipment (petrol pumps) on cold sites. Resistant to leaded and unleaded petrol (gasoline) with an aromatic content not exceeding 50 %.

Tolerances

- On inside diameter:**
 - I.D. 18 mm: ± 0,80 mm
 - I.D. 25 mm: ± 1,25 mm
- On outside diameter:**
 - O.D. 30 mm: ± 0,80
 - O.D. 38 mm: ± 1,25
- Length tolerance:** ± 1 %

Temperature Range


-40 °C (-40 °F) to +55 °C (+131 °F)

IHXXXXXXXXXX Part Number/ Standard Length m	 I.D. mm	 O.D. mm	 Working Pressure			 Burst Pressure			 Weight kg/m	 min. Bend Radius mm
			MPa	psi	bar	MPa	psi	bar		
IH30502330/80	18	30	1,6	232,0	16	4,8	696,0	48	0,61	110
IH30502331/40	25	38	1,6	232,0	16	4,8	696,0	48	0,86	150
IH30502331/50	25	38	1,6	232,0	16	4,8	696,0	48	0,86	150



CARBOCORD EN 12115

Manufactured according to
EN 12115 meets TRbF 131 Teil 2 par. 5.5
(flame resistance)



Hose Construction

- Tube:** Black, smooth, NBR rubber compound, resistant to oil and fuel with an aromatic content not exceeding 50 %.
- Reinforcement:** Synthetic textile fabrics and built-in copper wires to provide electrical continuity between both ends.
- Cover:** Black, smooth, NBR/SBR rubber compound, antistatic ($R < 1 \text{ M}\Omega/\text{m}$), oil, fuel, abrasion, ageing and weather resistant.

Applications

Suitable for delivery of oil and fuel with an aromatic content not exceeding 50 %.

Temperature Range

-25 °C (-13 °F) to +80 °C (+176 °F)
up to +100 °C (+212 °F) for oil

Tolerances

According to EN 12115

On inside diameter:

I.D. 19 - 38 mm:	± 0,50 mm
I.D. 50 mm:	± 0,70 mm
I.D. 63,5 - 100 mm:	± 0,80

On outside diameter:

O.D. 31 - 51 mm:	± 1,00
O.D. 66 - 91 mm:	± 1,20
O.D. 116 mm:	± 1,60


Length tolerance: ± 1 %

IHXXXXXXXXXX Part Number/ Standard Length m	 I.D. mm	 O.D. mm	Working Pressure			Burst Pressure			 Weight kg/m	 min. Bend Radius mm
			MPa	psi	bar	MPa	psi	bar		
IH36522309/40	19	31	1,6	232,0	16	6,4	928,0	64	0,60	125
IH36522310/40	25	37	1,6	232,0	16	6,4	928,0	64	0,89	150
IH36522311/40	32	44	1,6	232,0	16	6,4	928,0	64	1,00	175
IH36522312/40	38	51	1,6	232,0	16	6,4	928,0	64	1,30	225
IH36522313/40	50	66	1,6	232,0	16	6,4	928,0	64	2,00	275
IH36522314/40	63,5	79	1,6	232,0	16	6,4	928,0	64	2,40	300
IH36522315/40	75	91	1,6	232,0	16	6,4	928,0	64	2,80	350
IH36522316/40	100	116	1,2	180,0	12	4,8	696,0	48	3,80	450

CARBOCORD 18 TÜV

Hose Construction

- Tube:** Black, smooth, NBR rubber compound, resistant to oil and fuel with an aromatic content not exceeding 50 %
- Reinforcement:** Synthetic textile fabrics and built-in copper wires to provide electrical continuity between both ends
- Cover:** Black, smooth, antistatic (R < 1 MΩ/m), oil, fuel, abrasion, ageing and weather resistant, NBR/SBR rubber compound



Tolerances







- RMA steel mandrel
- On inside diameter:**
- ≤ I.D. 38 mm: ± 0,79 mm
 - > I.D. 38 mm: ± 1,59 mm
- On outside diameter:** ± 1,59 mm
- Length tolerance:** ± 1 %

Applications

For loading and discharge of petroleum products with aromatic content not exceeding 50 %. It can be used as domestic fuel oil reeling hose. TÜV approval for the electrical resistance.

Temperature Range

-30 °C (-22 °F) to +80 °C (+176 °F)
up to +100 °C (+212 °F) for oil

IHXXXXXXXXXX Part Number/ Standard Length m	 I.D. mm	 O.D. mm	 Working Pressure			 Burst Pressure			 Weight kg/m	 min. Bend Radius mm
			MPa	psi	bar	MPa	psi	bar		
IH36522161/40	25	38	1,8	261,0	18	5,4	783,0	54	0,86	250
IH36522150/40	32	45	1,8	261,0	18	5,4	783,0	54	1,05	320
IH36522152/40	38	51	1,8	261,0	18	5,4	783,0	54	1,21	380
IH36522197/40	40	54	1,8	261,0	18	5,4	783,0	54	1,38	400
IH36522154/40	45	59	1,8	261,0	18	5,4	783,0	54	1,52	450
IH36522199/40	50	64	1,8	261,0	18	5,4	783,0	54	1,67	500
IH36522142/40	60	75	1,8	261,0	18	5,4	783,0	54	2,09	600
IH36522158/20	75	91	1,8	261,0	18	5,4	783,0	54	2,71	750
IH36522170/20	90	106	1,8	261,0	18	5,4	783,0	54	3,19	900
IH36522200/20	100	118	1,8	261,0	18	5,4	783,0	54	3,92	1000

RUBBER OIL HOSE CARBOCORD 18 bar TÜV R<1M MADE IN ITALY Parker ITR

CARBURITE BS 3492-D

Hose according to British Standard
BS 3492 Type D



Hose Construction

- Tube:** Black, smooth, NBR rubber compound, resistant to oil and fuel with an aromatic content not exceeding 50 %
- Reinforcement:** Synthetic textile fabrics, embedded steel wire helix and built-in copper wires for electrical continuity between both ends
- Cover:** Black, smooth, antistatic (R < 1 MΩ/m) NBR/SBR rubber compound, mineral oil, fuel, abrasion, ageing and weather resistant

Temperature Range

-30 °C (-22 °F) to +80 °C (+176 °F)
up to +100 °C (+212 °F) for oil

Suction

Max. 0,8 bar (600 mm Hg)

Tolerances

BS 3492

On inside diameter:

I.D. 38 - 50 mm: ± 1,50 mm







> I.D. 50 mm: ± 2,00 mm

Length tolerance: ± 1 %

Applications

Especially suitable for loading and unloading of mineral oil and fuels (with aromatic content not exceeding 50 %) for road and rail tankers.

Also used in refineries and in service stations.

IHXXXXXXXX/XX Part Number/ Standard Length m	 I.D. mm	 O.D. mm	 Working Pressure			 Burst Pressure			 Weight kg/m	 min. Bend Radius mm
			MPa	psi	bar	MPa	psi	bar		
IH36532503/40	38	48	0,7	101,5	7	2,8	406,0	28	1,10	230
IH36532504/40	50	60	0,7	101,5	7	2,8	406,0	28	1,42	310
IH36532505/40	63,5	75	0,7	101,5	7	2,8	406,0	28	2,05	380
IH36532506/20	75	87	0,7	101,5	7	2,8	406,0	28	2,52	460
IH36532508/20	100	114	0,7	101,5	7	2,8	406,0	28	4,04	560

CHEMIOEL EN 12115

Manufactured according to EN 12115 meets TRbF 131 part 2 par. 5.5 (flame resistance)



Hose Construction

- Tube:** Black, smooth, NBR rubber compound, resistant to oil and fuel with an aromatic content not exceeding 50 %
- Reinforcement:** Synthetic textile fabrics, embedded steel wire helix and built-in copper wire to facilitate the electrical connection between the hose and the end couplings
- Cover:** Black, smooth, NBR/SBR rubber compound, antistatic (R < 1 MΩ/m), oil, fuel, abrasion, ageing and weather resistant

Temperature Range

-25 °C (-13 °F) to +80 °C (+176 °F)
up to +100 °C (+212 °F) for oil

Suction

≤ I.D. 63,5 mm: 0,90 bar
> I.D. 63,5 mm: 0,80 bar

Tolerances

According to EN 12115

On inside diameter:

I.D. 19 - 38 mm: ± 0,50 mm
I.D. 50 mm: ± 0,70 mm
I.D. 63,5 - 100 mm: ± 0,80







On outside diameter:

O.D. 31 - 51 mm: ± 1,00
O.D. 66 - 91 mm: ± 1,20
O.D. 116 mm: ± 1,60

Length tolerance: ± 1 %

Applications

Designed for suction and delivery of mineral oils and fuels with an aromatic content not exceeding 50 %.

IHXXXXXXXXXX Part Number/ Standard Length m	 I.D. mm	 O.D. mm	 Working Pressure			 Burst Pressure			 Weight kg/m	 min. Bend Radius mm
			MPa	psi	bar	MPa	psi	bar		
IH36530229/40	19	31	1,6	232,0	16	6,4	928,0	64	0,70	125
IH36530230/40	25	37	1,6	232,0	16	6,4	928,0	64	0,90	150
IH36530231/40	32	44	1,6	232,0	16	6,4	928,0	64	1,20	175
IH36530232/40	38	51	1,6	232,0	16	6,4	928,0	64	1,50	225
IH36530233/40	50	66	1,6	232,0	16	6,4	928,0	64	2,30	275
IH36530234/40	63,5	79	1,6	232,0	16	6,4	928,0	64	2,80	300
IH36530235/40	75	91	1,6	232,0	16	6,4	928,0	64	3,30	350
IH36530236/20	100	116	1,2	180,0	12	4,8	696,0	48	4,70	450

CHEMIOEL 10 EN 12115 OND

Manufactured according to
EN 12115 meets TRbF 131 Teil 2 par. 5.5
(flame resistance)



Hose Construction

- Tube:** Black, smooth, NBR rubber compound, resistant to oil and fuel with an aromatic content not exceeding 50 %
- Reinforcement:** Synthetic textile fabrics, embedded steel wire helix and built-in a copper wire to facilitate the electrical connection between the hose and the end couplings
- Cover:** Black, corrugated, NBR/SBR rubber compound, antistatic ($R < 1 \text{ M}\Omega/\text{m}$), oil, fuel, abrasion, ageing and weather resistant

Temperature Range

-25 °C (-13 °F) to +80 °C (+176 °F)
up to +100 °C (+212 °F) for oil

Suction

0,90 bar

Tolerances

According to EN 12115

On inside diameter:





I.D. 19 - 38 mm: $\pm 0,50 \text{ mm}$
I.D. 50 - 51 mm: $\pm 0,70 \text{ mm}$
I.D. 63,5 - 102 mm: $\pm 0,80$

Length tolerance:

$\pm 1 \%$

Applications

Specially designed for suction and delivery of mineral oils and fuels with an aromatic content not exceeding 50 %, mud and hydrocarbons for trucks when a lightweight and flexible hose is required.

IHXXXXXXXXXX Part Number/ Standard Length m	 I.D. mm	 O.D. mm	Working Pressure			Burst Pressure			 Weight kg/m	 min. Bend Radius mm
			MPa	psi	bar	MPa	psi	bar		
IH36530250/40	19	–	1,0	150,0	10	4,0	580,0	40	0,77	60
IH36530251/40	25	–	1,0	150,0	10	4,0	580,0	40	0,95	75
IH36530252/40	32	–	1,0	150,0	10	4,0	580,0	40	1,15	100
IH36530253/40	38	–	1,0	150,0	10	4,0	580,0	40	1,50	120
IH36530254/40	50	–	1,0	150,0	10	4,0	580,0	40	2,22	150
IH36530255/40	63,5	–	1,0	150,0	10	4,0	580,0	40	2,72	190
IH36530256/20	75	–	1,0	150,0	10	4,0	580,0	40	3,22	225
IH36530257/20	100	–	1,0	150,0	10	4,0	580,0	40	5,04	300

RAGUSA 4

Hose Construction

- Tube:** Black, smooth, NBR rubber compound, resistant to oil and fuel with an aromatic content not exceeding 50 %
- Reinforcement:** Synthetic textile fabrics, embedded steel wire helix and built-in copper wire for electrical continuity at both ends
- Cover:** Black: oil, fuel, abrasion and weather resistant, antistatic ($R < 1 \text{ M}\Omega/\text{m}$) corrugated NBR/SBR rubber compound. Generally manufactured with soft cuffed ends and supplied in lengths required



Temperature Range

-25 °C (-13 °F) to +80 °C (+176 °F)
up to +100 °C (+212 °F) for oil

Suction







Max. 0,8 bar (600 mm Hg)

Tolerances

RMA steel mandrel
On inside diameter: $\pm 1,59 \text{ mm}$
Length tolerance: $\pm 1 \%$

Applications

Suitable for suction and delivery of mineral oils and fuels having an aromatic content not exceeding 50 %, when a lightweight and flexible hose is required.

IHXXXXXXXXXX Part Number/ Standard Length* m	 I.D. mm	 O.D. mm	 Working Pressure			 Burst Pressure			 Weight kg/m	 min. Bend Radius mm
			MPa	psi	bar	MPa	psi	bar		
IH36538099/0	38	–	0,4	58,0	4	1,6	232	16	1,10	150
IH36538100/0	40	–	0,4	58,0	4	1,6	232	16	1,15	160
IH36538101/0	50	–	0,4	58,0	4	1,6	232	16	1,39	200
IH36538106/0	60	–	0,4	58,0	4	1,6	232	16	1,80	240
IH36538105/0	63,5	–	0,4	58,0	4	1,6	232	16	1,89	250
IH36538102/0	75	–	0,4	58,0	4	1,6	232	16	2,19	300
IH36538103/0	80	–	0,4	58,0	4	1,6	232	16	2,32	320
IH36538104/0	100	–	0,4	58,0	4	1,6	232	16	3,08	400

* the length is variable according to the application

N° PROGRESS. MATRIC.

RAGUSA MADE IN ITALY Parker ITR

CARBUREX

Hose Construction

Flexible hose having a beige, rigid spiral embedded in a blue PVC wall.



Applications

For suction and delivery of petroleum products, diesel and fuels oils. It is particularly suitable for transferring domestic fuel oil from tank-trucks to storage tanks.

Temperature Range

-20 °C (-4 °F) to +60 °C (+140 °F)

Standard lengths

Maximum lengths:

≤ I.D. 60 mm: 50 m
> I.D. 100 mm: 30 m

Suction

0,90 bar (660 mm Hg)

Tolerances

On inside diameter:

≤ I.D. 50 mm: ± 0,50 mm

> I.D. 50 mm: ± 1,00 mm

On wall thickness:

± 0,50 mm

Length tolerance: ± 1 %

All other technical data are subject to a ± 5 % tolerance.







Burst Pressure

Three times working pressure.

Note

Available on request:

CARBUREX/ANC with an embedded copper braid giving the electrical continuity at both ends.

IHXXXXXXXX/XX Part Number/ Standard Length m	 I.D. mm	 Wall Thickness mm	 Working Pressure			 Burst Pressure			 Weight kg/m	 min. Bend Radius mm
			MPa	psi	bar	MPa	psi	bar		
IH35540025/50	25	4,7	0,9	130,5	9	2,7	391,5	27	0,55	150
IH35540030/50	30	5,0	0,9	130,5	9	2,7	391,5	27	0,65	180
IH35541032/70	32	5,0	0,9	130,5	9	2,7	391,5	27	0,70	200
IH35540035/70	35	5,0	0,9	130,5	9	2,7	391,5	27	0,75	220
IH35541038/70	38	5,0	0,8	116,0	8	2,4	348,0	24	0,80	230
IH35540040/70	40	5,2	0,8	116,0	8	2,4	348,0	24	0,85	240
IH35540045/70	45	5,5	0,7	101,5	7	2,1	304,5	21	1,00	270
IH35540050/40	50	5,5	0,7	101,5	7	2,1	304,5	21	1,20	300
IH35540050/50	50	5,5	0,7	101,5	7	2,1	304,5	21	1,20	300
IH35540060/70	60	5,8	0,6	90,0	6	1,8	261,0	18	1,60	360
IH35540070/30	70	6,8	0,5	72,5	5	1,5	217,5	15	1,90	420
IH35540080/30	80	7,0	0,4	58,0	4	1,2	174,0	12	2,20	480
IH35541090/30	90	7,5	0,4	58,0	4	1,2	174,0	12	2,60	550
IH35540100/30	100	8,0	0,3	43,5	3	0,9	130,5	9	3,30	630

CARBUREX/ANC

Hose Construction

Flexible hose having a beige, rigid spiral embedded in a blue PVC wall, with an embedded copper braid giving electrical continuity at both ends.



Applications

For suction and delivery of petroleum products, diesel and fuels oils. It is particularly suitable for transferring domestic fuel oil from tank-trucks to storage tanks.

Temperature Range

-20 °C (-4 °F) to +60 °C (+140 °F)

Suction

≤ I.D. 50 mm: 0,90 bar (660 mm Hg)

Tolerances

On inside diameter:

≤ I.D. 50 mm: ± 0,50 mm

> I.D. 50 mm: ± 1,00 mm







On wall thickness:

± 0,50 mm

Length tolerance:

± 1 %

All other technical data are subject to a ± 5 % tolerance.

IHXXXXXXXXXX Part Number/ Standard Length m	 I.D. mm	 Wall Thickness mm	 Working Pressure			 Burst Pressure			 Weight kg/m	 min. Bend Radius mm
			MPa	psi	bar	MPa	psi	bar		
IH35550040/50	40	5,2	0,8	116,0	8	2,4	348,0	24	0,85	240
IH35550050/50	50	5,5	0,7	101,5	7	2,1	304,5	21	1,20	300
IH35550080/30	80	7,0	0,4	58,0	4	1,2	174,0	12	2,20	480
IH35550100/30	100	8,0	0,3	43,5	3	0,9	130,5	9	3,30	630

CARBUREX ANC I.D. mm Parker ITR




GASTRUCK EN 1762 D-M

Hose according to ITR specification exceed EN 1762

Hose Construction

- Tube:** Low diffusion rate NBR rubber compound of uniform thickness
- Reinforcement:** Synthetic textile fabrics, embedded built-in copper wire to facilitate the electrical connection between the hose and the end couplings
- Cover:** Black, smooth, antistatic ($R < 1 \text{ M}\Omega/\text{m}$), abrasion, oil, fuel and weather resistant NBR/SBR rubber compound. Pin-pricked to prevent the formation of blisters



Tolerances

- On inside diameter:**
- ≤ I.D. 38 mm: ± 0,50 mm
 - > I.D. 38 mm: ± 0,60 mm
- On outside diameter:**
- ≤ O.D. 52 mm: ± 1,00 mm
 - > O.D. 52 mm: ± 1,20 mm
- Length tolerance:** ± 1 %

Applications

Liquid gas application (methane, propane, LPG) loading of tankers. According to EN 1762 (hoses and hose assemblies for LPG and natural gas)

Temperature Range

-30 °C (-22 °F) to +70 °C (+158 °F)

IHXXXXXXXXXX Part Number/ Standard Length m	 I.D. mm	 O.D. mm	 Working Pressure			 Burst Pressure			 Weight kg/m	 min. Bend Radius mm
			MPa	psi	bar	MPa	psi	bar		
IH30515070/40	10	19	2,5	362,5	25	10	1450	100	0,30	60
IH30515071/40	13	23	2,5	362,5	25	10	1450	100	0,40	80
IH30515072/40	16	26	2,5	362,5	25	10	1450	100	0,47	100
IH36520580/40	19	31	2,5	362,5	25	10	1450	100	0,61	160
IH36520581/40	25	38	2,5	362,5	25	10	1450	100	0,83	200
IH36520582/40	32	45	2,5	362,5	25	10	1450	100	1,00	250
IH36520583/40	38	52	2,5	362,5	25	10	1450	100	1,27	320
IH36520584/40	50	66	2,5	362,5	25	10	1450	100	1,84	400
IH36520585/40	51	67	2,5	362,5	25	10	1450	100	1,87	400
IH36520586/40	63,5	80	2,5	362,5	25	10	1450	100	2,25	550
IH36520587/40	75	93	2,5	362,5	25	10	1450	100	3,00	650



ROBUR GPL

Hose according to ITR specification

Hose Construction

Tube: Low diffusion rate seamless extruded NBR rubber compound of uniform thickness.

Reinforcement: Two braids of high tensile steel wire

Cover: Black, SBR/CR rubber compound pin-pricked to prevent the formation of blisters, resistant to abrasion, oils, ozone and weathering



Packing

Cardboard boxes on wooden pallets.

Tolerances

Length tolerance: $\pm 1\%$

Applications

Liquid gas applications (methane, propane, LPG) in the loading and unloading of tankers and in the service stations.

Temperature Range

-30 °C (-22 °F) to +70 °C (+158 °F)

IHXXXXXXXXXX Part Number/ Standard Length m	nominal Diameter		O.D. mm	Working Pressure			Burst Pressure			Weight kg/m	min. Bend Radius mm
	mm	inch		MPa	psi	bar	MPa	psi	bar		
IH36520560/0	6,5	1/4	16,6	2,5	362,5	25	138	20010,0	1380	0,43	60
IH36520561/0	8	5/16	17,7	2,5	362,5	25	118	17110,0	1180	0,45	70
IH36520562/0	9,5	3/8	20,2	2,5	362,5	25	110	15950,0	1100	0,56	80
IH36520563/0	13	1/2	23,2	2,5	362,5	25	96	13920,0	960	0,68	90
IH36520564/0	16	5/8	26,5	2,5	362,5	25	76	11020,0	760	0,80	95
IH36520565/0	19	3/4	30,5	2,5	362,5	25	62	8990,0	620	1,03	100
IH36520566/0	25	1	38,5	2,5	362,5	25	56	8120,0	560	1,41	150
IH36520567/0	32	1.1/4	45,6	2,5	362,5	25	44	6380,0	440	1,82	200
IH36520568/0	38	1.1/2	52	2,5	362,5	25	34	4930,0	340	2,00	280
IH36520569/0	51	2	66,5	2,5	362,5	25	32	4640,0	320	2,86	350




JETCORD B EN 1361

Hose according to EN 1361 Type B

Hose Construction

- Tube:** Black, smooth, NBR rubber compound, resistant to aviation gasoline and jet fuels having an aromatic content not exceeding 50 %
- Reinforcement:** Synthetic textile fabrics, with built-in copper wire to ensure the electrical continuity
- Cover:** Black, CR rubber compound, resistant to mineral oil, fuels, abrasion, ozone and weathering



Tolerances

According to EN 1361

On inside diameter:

≤ I.D. 38 mm:	± 0,80 mm
I.D. 50 - 75 mm:	± 1,20 mm
I.D. 100 mm:	± 1,60 mm
Length tolerance:	± 1 %

Applications

Designed for the ground refuelling of aircraft.

Assembly

JETCORD can be supplied as hose assemblies.

Temperature Range

-40 °C (-40 °F) to +70 °C (+158 °F)

Certification

A test certificate for each hose can be supplied on request.

IHXXXXXXXX/XX Part Number/ Standard Length* m	 I.D. mm	 O.D. mm	 Working Pressure			 Burst Pressure			 Weight kg/m	 min. Bend Radius mm
			MPa	psi	bar	MPa	psi	bar		
IH36522850/0	25	39	2,0	300,0	20	8,0	1200,0	80	0,93	150
IH36522851/0	32	46	2,0	300,0	20	8,0	1200,0	80	1,12	187
IH36522852/0	38	52	2,0	300,0	20	8,0	1200,0	80	1,31	225
IH36522853/0	50	67	2,0	300,0	20	8,0	1200,0	80	2,04	275
IH36522854/0	63,5	80	2,0	300,0	20	8,0	1200,0	80	2,50	300
IH36522856/0	75	92	2,0	300,0	20	8,0	1200,0	80	2,90	300
IH36522855/0	100	122	2,0	300,0	20	8,0	1200,0	80	5,02	450


* the length is variable according to the application

JETCORD C EN 1361

Hose according to EN 1361 Type C

Hose Construction

- Tube:** Black, smooth, NBR rubber compound, resistant to aviation gasoline and jet fuels having an aromatic content not exceeding 50 %
- Reinforcement:** Synthetic textile fabrics
- Cover:** Black, antistatic ($R > 10^3 < 10^6 \Omega/m$), CR rubber compound, resistant to mineral oil, fuels, abrasion, ozone and weathering



Applications

Designed for the ground refuelling of aircraft non-electrically bonded, but incorporating an antistatic cover compound.

Temperature Range

-40 °C (-40 °F) to +70 °C (+158 °F)

Tolerances

According to EN 1361







- On inside diameter:**
 - ≤ I.D. 38 mm: ± 0,80 mm
 - I.D. 50 - 76 mm: ± 1,20 mm
 - > I.D. 76 mm: ± 1,60 mm
- Length tolerance:** ± 1 %

Assembly

JETCORD can be supplied as hose assemblies.

Certification

A test certificate for each hose can be supplied on request.

IHXXXXXXXXXX Part Number/ Standard Length* m	 I.D. mm	 O.D. mm	 Working Pressure			 Burst Pressure			 Weight kg/m	 min. Bend Radius mm
			MPa	psi	bar	MPa	psi	bar		
IH36522897/0	25	39	2,0	300,0	20	8,0	1200,0	80	0,90	150
IH36522898/0	32	46	2,0	300,0	20	8,0	1200,0	80	1,10	187
IH36522899/0	38	52	2,0	300,0	20	8,0	1200,0	80	1,28	225
IH36522900/0	50	67	2,0	300,0	20	8,0	1200,0	80	2,01	275
IH36522901/0	63,5	80	2,0	300,0	20	8,0	1200,0	80	2,47	300
IH36522902/0	75	92	2,0	300,0	20	8,0	1200,0	80	2,87	300
IH36522904/0	76	93	2,0	300,0	20	8,0	1200,0	80	2,90	300
IH36522903/0	100	122	2,0	300,0	20	8,0	1200,0	80	5,00	450

* the length is variable according to the application

RUBBER HOSE JETCORD EN 1361:2004 TYPE C/O I.D. mm W.P. 20 bar Quarter/Year MADE IN ITALY Parker ITR

JETCORD E EN 1361

Hose according to EN 1361 Type E

Hose Construction

- Tube:** Black, smooth, NBR rubber compound, resistant to aviation gasoline and jet fuels having an aromatic content not exceeding 50 %
- Reinforcement:** Synthetic textile fabrics and embedded wire helix
- Cover:** Black, CR rubber compound, resistant to mineral oil, fuels, abrasion, ozone and weathering



Applications

Designed for use in all operations associated with the ground refuelling and fuel discharging of aircraft with enhanced defuelling capability, electrically conducting and incorporating a wire helix reinforcement.

Temperature Range

-40 °C (-40 °F) to +70 °C (+158 °F)

Suction

Max. 0,85 bar (646 mm Hg)

Tolerances

According to EN 1361

On inside diameter:

≤ I.D. 38 mm: ± 0,80 mm

I.D. 50 - 75 mm: ± 1,20 mm

I.D. 100 mm: ± 1,60 mm







Length tolerance: ± 1 %

Assembly

JETCORD can be supplied as hose assemblies.

Certification

A test certificate for each hose can be supplied on request.

IHXXXXXXXXXX Part Number/ Standard Length* m	 I.D. mm	 O.D. mm	 Working Pressure			 Burst Pressure			 Weight kg/m	 min. Bend Radius mm
			MPa	psi	bar	MPa	psi	bar		
IH36522940/0	25	40	2,0	300,0	20	8,0	1200,0	80	1,15	150
IH36522941/0	32	46	2,0	300,0	20	8,0	1200,0	80	1,31	187
IH36522942/0	38	54	2,0	300,0	20	8,0	1200,0	80	1,76	225
IH36522943/0	50	67	2,0	300,0	20	8,0	1200,0	80	2,36	275
IH36522945/0	63,5	82	2,0	300,0	20	8,0	1200,0	80	3,29	300
IH36522944/0	75	94	2,0	300,0	20	8,0	1200,0	80	3,83	300
IH36522946/0	100	122	2,0	300,0	20	8,0	1200,0	80	5,96	450

* the length is variable according to the application



JETCORD F EN 1361

Hose according to EN 1361 Type F

Hose Construction

- Tube:** Black, smooth, NBR rubber compound, resistant to aviation gasoline and jet fuels having an aromatic content not exceeding 50 %
- Reinforcement:** Synthetic textile fabrics and embedded nylon helix
- Cover:** Black, antistatic ($R > 10^3 < 10^6 \Omega/m$), CR rubber compound, resistant to mineral oil, fuels, abrasion, ozone and weathering

Applications

Designed for use in all operations associated with the ground refuelling and fuel discharging of aircraft with enhanced defuelling capability, non-electrically conducting and incorporating a non-metallic helix reinforcement with an antistatic cover compound.

Temperature Range

-40 °C (-40 °F) to +70 °C (+158 °F)



Suction

Max. 0,65 bar (495 mm Hg)

Tolerances

According to EN 1361

On inside diameter:

≤ I.D. 38 mm:	± 0,80 mm
I.D. 50 - 75 mm:	± 1,20 mm
I.D. 100 mm:	± 1,60 mm

Length tolerance: ± 1 %

Assembly

JETCORD can be supplied as hose assemblies.

Certification

A test certificate for each hose can be supplied on request.

IHXXXXXXXXXX Part Number/ Standard Length* m	 I.D. mm	 O.D. mm	 Working Pressure			 Burst Pressure			 Weight kg/m	 min. Bend Radius mm
			MPa	psi	bar	MPa	psi	bar		
IH36522926/0	25	41	2,0	300,0	20	8,0	1200,0	80	1,26	150
IH36522927/0	32	52	2,0	300,0	20	8,0	1200,0	80	1,67	187
IH36522928/0	38	58	2,0	300,0	20	8,0	1200,0	80	1,90	225
IH36522929/0	50	70	2,0	300,0	20	8,0	1200,0	80	2,45	275
IH36522930/0	63,5	83,5	2,0	300,0	20	8,0	1200,0	80	3,03	300
IH36522931/0	75	98	2,0	300,0	20	8,0	1200,0	80	3,98	300
IH36522932/0	100	127	2,0	300,0	20	8,0	1200,0	80	6,07	450

* the length is variable according to the application



JETCORD XT/C


Hose according to
API 1529 Type C – Grade 2

Hose Construction

Tube: Black, smooth, NBR rubber compound, resistant to aviation fuels having an aromatic content not exceeding 50 %

Reinforcement: Synthetic textile fabrics

Cover: Black, antistatic ($R > 10^3 < 10^6 \Omega/m$), CR rubber compound, resistant to mineral oil, fuels, abrasion, ozone and weathering



Tolerances

According to API 1529

On inside diameter:

≤ I.D. 38 mm: ± 0,80 mm

I.D. 50 - 75 mm: ± 1,20 mm

I.D. 100 mm: ± 1,60 mm

Length tolerance: ± 1 %

Applications

Designed for use in all operations associated with the ground refuelling of aircraft non-electrically bonded, but incorporating an antistatic cover compound.

Assembly







JETCORD can be supplied as hose assemblies.

Certification

A test certificate for each hose can be supplied on request.

Temperature Range

-40 °C (-40 °F) to +70 °C (+158 °F)

IHXXXXXXXXXX Part Number/ Standard Length* m										
	I.D. mm	O.D. mm	MPa	psi	bar	MPa	psi	bar	kg/m	min. Bend Radius mm
IH36522802/0	25	38,5	2,0	300,0	20	8,0	1200,0	80	0,90	125
IH36522801/0	32	45,5	2,0	300,0	20	8,0	1200,0	80	1,09	160
IH36522803/0	38	51,5	2,0	300,0	20	8,0	1200,0	80	1,28	190
IH36522434/0	50	67	2,0	300,0	20	8,0	1200,0	80	2,02	250
IH36522435/0	63,5	80	2,0	300,0	20	8,0	1200,0	80	2,48	310
IH36522804/0	75	92	2,0	300,0	20	8,0	1200,0	80	2,88	375
IH36522800/0	100	122	2,0	300,0	20	8,0	1200,0	80	5,01	500

* the length is variable according to the application



aerospace
climate control
electromechanical
filtration
fluid & gas handling
hydraulics
pneumatics
process control
sealing & shielding



Automotive and Boat Hoses



ENGINEERING YOUR SUCCESS.



Automotive

Cooling System

**RADIOR 10**
RADIOR 3 (coils)
RADIOR 3 (cut length)

Suitable for cooling and heating systems of automotive LPG and CNG installations.

Air Brake System

**AIRBRAKE DIN 74310**
AIRBRAKE SAE J 1402-A

Widely used in automotive air brake systems.

Automotive Fuel Supply

**CARBOPRESS SAE J 200 N/L**
CARBOPRESS SAE J 30 R7 N/L

Suitable for fuels, unleaded petrol in car-engines, gear box lubricant.

**TBSE**
TBE
TG 100

Designed to supply petrol engines with fuels.

**AUTOGAS ECE 67/110 CLASS 2**

Designed according to ECE67/110 for low pressure delivery (4,5 bar) of LPG and CNG for automotive gas applications.

Air Scoop

**FLEXIREX/N**

Designed for air scoop and conveying air in LPG/CNG kit.

Boat

Boat Fuel Supply

**CARBOPRESS EN ISO 7840 A1**
CARBOCORD EN ISO 7840 A1
CARBURITE EN ISO 7840 A1

Designed according to EN ISO 7840, self-extinguishing, suitable for fuel not exceeding 50 % aromatic content, for small craft of up to 24 m length. Complies with the essential requirements given in the European Directive for small craft 94/25/CE.



Boat Exhaust Gas and Refuelling

**SM/TR 311**
SM/TR 311 OND

Manufactured according to Nordic Boat Standard 1990 MC-8 and MC-9 EN ISO 13363, EN ISO 7840 class A1 and meets European Directive 94/25/CE. For use in water cooling exhaust gas systems and also as self-extinguishing fuel hose for craft. Suitable for oils and fuels having an aromatic content up to 50 %.



Boat Sanitary

**VARIO NW 3**

Specially designed as effluent hose for leisure boat toilet systems.



C – Automotive and Boat Hose

Automotive

Cooling System

RADIOR 10	▶	C4
RADIOR 3 (coils)	▶	C5
RADIOR 3 (cut length)	▶	C6

Air Brake System

AIRBRAKE DIN 74310	▶	C7
AIRBRAKE SAE J 1402-A	▶	C8

Automotive Fuel Supply

CARBOPRESS SAE J 200 N/L	▶	C9
CARBOPRESS SAE J 30 R7 N/L	▶	C10
TBSE	▶	C11
TBE	▶	C12
TG 100	▶	C13
AUTOGAS ECE 67/110 CLASS 2	▶	C14

Air Scoop

FLEXIREX/N	▶	C15
------------	---	-----

Boat

Boat Fuel Supply

CARBOPRESS EN ISO 7840 A1	▶	C16
CARBOCORD EN ISO 7840 A1	▶	C17
CARBURITE EN ISO 7840 A1	▶	C18

Boat Exhaust Gas and Refuelling

SM/TR 311	▶	C19
SM/TR 311 OND	▶	C20

Boat Sanitary

VARIO NW 3	▶	C21
------------	---	-----





RADIOR 10

Hose Construction

- Tube:** Black, smooth EPDM nitrosamine free rubber compound
- Reinforcement:** Synthetic textile yarns
- Cover:** Smooth, black, heat, ageing and weather-resistant EPDM nitrosamine free rubber compound



Applications

Flexible rubber hose for delivery of hot water in heating and cooling of automotive LPG and methane systems.

Temperature Range

-30 °C (-22 °F) to + 100 °C (+212 °F)
with peaks +120 °C (+248 °F)

Tolerances

According to UNI EN ISO 1307/97

On inside diameter: $\pm 0,80$ mm

Length tolerance: ± 1 %

IHXXXXXXXXXX Part Number/ Standard Length m	 I.D. mm	 O.D. mm	 Working Pressure			 Burst Pressure			 Weight kg/m	 min. Bend Radius mm
			MPa	psi	bar	MPa	psi	bar		
IH30114029/100	7	13	1,0	150,0	10	3,0	450,0	30	0,13	50
IH30114030/50	15	23	1,0	150,0	10	3,0	450,0	30	0,35	90
IH30114030/100	15	23	1,0	150,0	10	3,0	450,0	30	0,35	90



RADIOR® 3 (coils)

Hose Construction

- Tube:** Black, smooth, heat resistant EPDM nitrosamine free rubber compound
- Reinforcement:** Synthetic textile yarn fabric
- Cover:** Black, smooth, heat, ageing and weather-resistant EPDM nitrosamine free rubber compound



Applications

Designed for cooling systems of automotive engines and stationary engines.

Temperature Range

-40 °C (-40 °F) to peaks of +100 °C (+212 °F)

Tolerances

- On inside diameter:**
- ≤ I.D. 38 mm: ± 0,79 mm
 - > I.D. 38 mm: ± 1,59 mm
- On outside diameter:**
- ≤ I.D. 22 mm: ± 0,79 mm
 - > I.D. 22 mm: ± 1,59 mm

IHXXXXXXXXXX Part Number/ Standard Length m	 I.D. mm	 O.D. mm	 Working Pressure			 Burst Pressure			 Weight kg/m	 min. Bend Radius mm
			MPa	psi	bar	MPa	psi	bar		
RADIOR 3 (coils)										
IH36830095/40	10	16	0,3	43,5	3	0,9	130,5	9	0,16	–
IH36830096/40	12	18	0,3	43,5	3	0,9	130,5	9	0,19	–
IH36830097/40	15	21	0,3	43,5	3	0,9	130,5	9	0,23	–
IH36830098/40	16	25	0,3	43,5	3	0,9	130,5	9	0,38	–
IH36830101/40	18	24,5	0,3	43,5	3	0,9	130,5	9	0,29	–
IH36830102/40	20	26,5	0,3	43,5	3	0,9	130,5	9	0,32	–
IH36830103/40	22	28,5	0,3	43,5	3	0,9	130,5	9	0,34	–
IH36830104/40	25	32	0,3	43,5	3	0,9	130,5	9	0,39	–
IH36830105/40	28	36	0,3	43,5	3	0,9	130,5	9	0,50	–
IH36830106/40	30	38	0,3	43,5	3	0,9	130,5	9	0,53	–
IH36830107/40	32	40	0,3	43,5	3	0,9	130,5	9	0,55	–
IH36830108/40	35	43	0,3	43,5	3	0,9	130,5	9	0,60	–
IH36830109/40	38	47	0,3	43,5	3	0,9	130,5	9	0,73	–
IH36830110/40	40	49	0,3	43,5	3	0,9	130,5	9	0,77	–
IH36830111/40	42	51	0,3	43,5	3	0,9	130,5	9	0,80	–
IH36830112/40	45	54	0,3	43,5	3	0,9	130,5	9	0,85	–
IH36831023/40	48	57	0,3	43,5	3	0,9	130,5	9	0,91	–
IH36830113/40	50	60	0,3	43,5	3	0,9	130,5	9	1,07	–
IH36830114/40	55	65	0,3	43,5	3	0,9	130,5	9	1,17	–
IH36830115/40	60	70	0,3	43,5	3	0,9	130,5	9	1,26	–
IH36831020/40	63,5	74	0,3	43,5	3	0,9	130,5	9	1,38	–
IH36830116/20	65	76	0,3	43,5	3	0,9	130,5	9	1,54	–
IH36830117/20	70	81	0,3	43,5	3	0,9	130,5	9	1,65	–
IH36831022/20	75	86	0,3	43,5	3	0,9	130,5	9	1,75	–
IH36830118/20	80	92	0,3	43,5	3	0,9	130,5	9	2,05	–
IH36830119/20	90	102	0,3	43,5	3	0,9	130,5	9	2,29	–
IH36830120/20	100	113	0,3	43,5	3	0,9	130,5	9	2,63	–
RADIOR L 3 (coils)										
IH36830122/20	110	120	0,3	43,5	3	0,9	130,5	9	2,28	–


RUBBER HOSE RADIOR DIAM. I.D. mm MADE IN ITALY Parker ITR



RADIOR® 3 (cut length)

Hose Construction

- Tube:** Black, smooth, heat resistant EPDM nitrosamine free rubber compound
- Reinforcement:** Synthetic textile yarn fabric
- Cover:** Black, smooth, heat, ageing and weather-resistant EPDM nitrosamine free rubber compound



Applications

Designed for cooling systems of automotive engines and stationary engines.

Temperature Range

-40 °C (-40 °F) to peaks of +100 °C (+212 °F)

Tolerances

On inside diameter:

- ≤ I.D. 38 mm: ± 0,79 mm
 > I.D. 38 mm: ± 1,59 mm

On outside diameter:

- ≤ I.D. 22 mm: ± 0,79 mm
 > I.D. 22 mm: ± 1,59 mm

Packing

1 metre lengths are in bundles wrapped in polythene film.

IHXXXXXXXXXX Part Number / Standard Length m	 I.D. mm	 O.D. mm	 Working Pressure			 Burst Pressure			 Weight kg/m	 min. Bend Radius mm
			MPa	psi	bar	MPa	psi	bar		
RADIOR 3 (1 m cut length)										
IH36830023/1	15	21	0,3	43,5	3	0,9	130,5	9	0,23	–
IH36830024/1	16	25	0,3	43,5	3	0,9	130,5	9	0,38	–
IH36830001/1	18	24,5	0,3	43,5	3	0,9	130,5	9	0,29	–
IH36830002/1	20	26,5	0,3	43,5	3	0,9	130,5	9	0,32	–
IH36830003/1	22	28,5	0,3	43,5	3	0,9	130,5	9	0,34	–
IH36830004/1	25	32	0,3	43,5	3	0,9	130,5	9	0,39	–
IH36830005/1	28	36	0,3	43,5	3	0,9	130,5	9	0,50	–
IH36830006/1	30	38	0,3	43,5	3	0,9	130,5	9	0,53	–
IH36830007/1	32	40	0,3	43,5	3	0,9	130,5	9	0,55	–
IH36830008/1	35	43	0,3	43,5	3	0,9	130,5	9	0,60	–
IH36830009/1	38	47	0,3	43,5	3	0,9	130,5	9	0,73	–
IH36830010/1	40	49	0,3	43,5	3	0,9	130,5	9	0,77	–
IH36830011/1	42	51	0,3	43,5	3	0,9	130,5	9	0,80	–
IH36830012/1	45	54	0,3	43,5	3	0,9	130,5	9	0,85	–
IH36831030/1	48	57	0,3	43,5	3	0,9	130,5	9	0,91	–
IH36830013/1	50	60	0,3	43,5	3	0,9	130,5	9	1,07	–
IH36830014/1	55	65	0,3	43,5	3	0,9	130,5	9	1,17	–
IH36830015/1	60	70	0,3	43,5	3	0,9	130,5	9	1,26	–
IH36831021/1	63,5	74	0,3	43,5	3	0,9	130,5	9	1,38	–
IH36830016/1	65	76	0,3	43,5	3	0,9	130,5	9	1,54	–
IH36830017/1	70	81	0,3	43,5	3	0,9	130,5	9	1,65	–
IH36831031/1	75	86	0,3	43,5	3	0,9	130,5	9	1,75	–
IH36830018/1	80	92	0,3	43,5	3	0,9	130,5	9	2,05	–
IH36830019/1	90	102	0,3	43,5	3	0,9	130,5	9	2,29	–
IH36830020/1	100	113	0,3	43,5	3	0,9	130,5	9	2,63	–
RADIOR L 3 (1 m cut length)										
IH36830121/1	110	120	0,3	43,5	3	0,9	130,5	9	2,28	–

RUBBER HOSE RADIOR DIAM. I.D. mm MADE IN ITALY Parker ITR



AIRBRAKE DIN 74310

Hose according to DIN 74310

Hose Construction

- Tube:** Black, smooth EPDM nitrosamine free rubber compound
- Reinforcement:** Stress-resistant, synthetic textile yarns
- Cover:** Black, abrasion, ageing and weather-resistant, smooth EPDM nitrosamine free rubber compound



Applications

Widely used in automotive air brake systems.

Temperature Range

-40 °C (-40 °F) to + 70 °C (+158 °F)

Tolerances

DIN 74310

On inside diameter:

≤ I.D. 9 mm: ± 0,50 mm

> I.D. 9 mm: ± 0,60 mm

On wall thickness: ± 0,50 mm

Length tolerance: ± 0,5 %

Fittings

We recommend using fittings that comply with DIN 74304 and to DIN 74325 and clamps with DIN 3017.

IHXXXXXXXXXX Part Number/ Standard Length m	 I.D. mm	 O.D. mm	 Working Pressure			 Burst Pressure			 Weight kg/m	 min. Bend Radius mm
			MPa	psi	bar	MPa	psi	bar		
IH30315105/40	7	14	1,0	150,0	10	4,0	600,0	40	0,16	55
IH30315103/40	9	16	1,0	150,0	10	4,0	600,0	40	0,19	65
IH30315116/40	11	18	1,0	150,0	10	4,0	600,0	40	0,22	70
IH30315116/50	11	18	1,0	150,0	10	4,0	600,0	40	0,22	70
IH30315115/40	13	25	1,0	150,0	10	4,0	600,0	40	0,49	100
IH30315102/80*	15	25	1,0	150,0	10	4,0	600,0	40	0,44	115

*not complying to the norm

MADE IN ITALY Parker ITR I.D. mm DIN 74310 – TÜV GEPRÜFT –
Year/Quarter with traceability code



AIRBRAKE SAE J 1402-A

Hose according to SAE J 1402-A

Hose Construction

- Tube:** Black, smooth, NBR/SBR rubber compound
- Reinforcement:** Synthetic textile yarns
- Cover:** Black, smooth, abrasion, ageing and weather-resistant CR rubber compound



Applications

Widely used in automotive air brake systems.

Temperature Range

-40 °C (-40 °F) to + 93 °C (+200 °F)

Tolerances

According to SAE J1402 – TABLE A

On inside diameter:

I.D. 9,5 mm: ± 0,60

I.D. 11,1 - 15,9 mm: ± 0,80

On outside diameter:

O.D. 19 mm: + 0,80 / - 0,70

O.D. 20,6 - 27 mm: ± 0,80

Length tolerance: ± 1 %

IHXXXXXXXXXX Part Number/ Standard Length m	I.D.		O.D.	Burst Pressure			Weight	min. Bend Radius
	inch	mm	mm	MPa	psi	bar	kg/m	mm
IH30315117/40	3/8	9,5	19,0	6,21	900,0	62,1	0,30	89
IH30315118/40	7/16	11,1	20,6	6,21	900,0	62,1	0,34	102
IH30315119/40	1/2	12,7	22,2	6,21	900,0	62,1	0,37	102
IH30315122/40	–	14,5	24,5	6,21	900,0	62,1	0,43	131
IH30315121/40	5/8	15,9	27,0	6,21	900,0	62,1	0,53	114



CARBOPRESS SAE J 200 N/L

Hose Construction

- Tube:** Black, smooth, antistatic (R < 1 MΩ/m), NBR rubber compound, resistant to oils, fuels and unleaded petrol, rubber according to SAE J 200 7BG 810 EF11 EF21
- Reinforcement:** Synthetic textile yarns
- Cover:** Black, smooth, antistatic (R < 1 MΩ/m), NBR/PVC rubber compound resistant to oils, abrasion and weathering



Tolerances

- On inside diameter:** ± 0,50 mm
- On outside diameter:** ± 0,60 mm
- Length tolerance:** ± 1 %

Note

Continuous working at 10 bar and +120 °C (+248 °F) will considerably decrease hose life.

Applications

Hose for lead and unleaded fuels in car and motorbike engines and gearbox lubricants. Hose meets the permeability limits of American Standard SAE 30 R6, SAE30 R7, SAE 30 R8.

Temperature Range

-25 °C (-13 °F) to +120 °C (+248 °F)

IHXXXXXXXXXX Part Number/ Standard Length m	 I.D. mm	 O.D. mm	 Working Pressure			 Burst Pressure			 Weight kg/m	 min. Bend Radius mm
			MPa	psi	bar	MPa	psi	bar		
IH30515000/100	4	9	1,0	150,0	10	3,0	450,0	30	0,070	40
IH30515002/100	6	13	1,0	150,0	10	3,0	450,0	30	0,140	55
IH30515003/100	7	13	1,0	150,0	10	3,0	450,0	30	0,127	55
IH30515004/100	7,5	14	1,0	150,0	10	3,0	450,0	30	0,148	65
IH30511035/100	10	16	1,0	150,0	10	3,0	450,0	30	0,165	75

**CARBOPRESS SAE J 30 R7 N/L**

Hose according to SAE J 30 R7

**Hose Construction**

Tube: Black, smooth, antistatic (R < 1 MΩ/m) NBR rubber compound, resistant to oils, fuels and unleaded petrol with aromatic content not exceeding 50 %

Reinforcement: Synthetic textile yarns

Cover: Black, smooth, antistatic (R < 1 MΩ/m) CR rubber compound resistant to oils, abrasion, weather and fire

Tolerances

According to SAE J30 R7

On inside diameter:

≤ I.D. 9,5 mm: ± 0,4 mm

> I.D. 9,5 mm: ± 0,6 mm

On outside diameter:

≤ O.D. 15,9 mm: ± 0,6 mm

> O.D. 15,9 mm: ± 0,8 mm

Length tolerance:

± 1 %

Note

Also available in reels, on request.

Applications

Low permeability, fire resistant hose, for lead and unleaded fuels in car and motorbike engines and gearbox lubricants where high performance and compliance to standards are important issue. Hose meets the American Standard SAE J30 R7

Temperature Range

-40 °C (-40 °F) to +125 °C (+257 °F)

IHXXXXXXXXXX Part Number/ Standard Length m	 I.D. mm	 O.D. mm	 Working Pressure			 Burst Pressure			 Weight kg/m	 min. Bend Radius mm
			MPa	psi	bar	MPa	psi	bar		
CARBOPRESS SAE30 R7 N/L (rolls)										
IH30872400/100	4	9,1	0,4	58,0	4	1,6	232,0	16	0,073	30
IH30872401/100	4,8	10,3	0,4	58,0	4	1,6	232,0	16	0,092	40
IH30872402/100	6,4	12,7	0,4	58,0	4	1,6	232,0	16	0,133	55
IH30872403/100	8,0	14,3	0,4	58,0	4	1,6	232,0	16	0,155	65
IH30872404/100	9,5	15,9	0,3	43,5	3	1,2	174,0	12	0,180	75
IH30872405/100	12,7	19,9	0,3	43,5	3	1,2	174,0	12	0,251	100
CARBOPRESS SAE30 R7 N/L RL (reels)										
IH30872400/15-R90*	4	9,1	0,4	58,0	4	1,6	232,0	16	0,073	30
IH30872401/15-R90*	4,8	10,3	0,4	58,0	4	1,6	232,0	16	0,092	40
IH30872402/15-R90*	6,4	12,7	0,4	58,0	4	1,6	232,0	16	0,133	55
IH30872403/15-R90*	8,0	14,3	0,4	58,0	4	1,6	232,0	16	0,155	65
IH30872404/10-R60**	9,5	15,9	0,3	43,5	3	1,2	174,0	12	0,180	75
IH30872405/10-R10^	12,7	19,9	0,3	43,5	3	1,2	174,0	12	0,251	100
IH30872405/40-R40°	12,7	19,9	0,3	43,5	3	1,2	174,0	12	0,251	100

* box quantity = 6 x 15 m (reels)

** box quantity = 6 x 10 m (reels)

^ box quantity = 1 x 10 m (reels)

° box quantity = 1 x 40 m (reels)

RUBBER FUEL HOSE CARBOPRESS SAE 30 R7 MADE IN ITALY - Parker ITR (repeated every 300 mm)



TBSE

Hose Construction

- Tube:** Black, oil and fuel resistant, smooth, antistatic ($R < 1 \text{ M}\Omega/\text{m}$), NBR rubber compound
- Reinforcement:** Synthetic textile yarns
- Cover:** Black, oil, fuel, abrasion, weather-resistant, smooth, antistatic ($R < 1 \text{ M}\Omega/\text{m}$), NBR/EPDM rubber compound



Applications

Designed for general applications in fuel systems where low permeability levels are required. Suitable for leaded and unleaded fuels and diesel.

Temperature Range

-30 °C (-22 °F) to +100 °C (+212 °F)

Tolerances

According to UNI EN ISO 1307/97

On inside diameter:

≤ I.D. 5 mm: ± 0,6 mm

> I.D. 5 mm: ± 0,8 mm

Length tolerance: ± 1 %

IHXXXXXXXXXX Part Number/ Standard Length m	 I.D. mm	 O.D. mm	 Working Pressure			 Burst Pressure			 Weight kg/m	 min. Bend Radius mm
			MPa	psi	bar	MPa	psi	bar		
TBSE (rolls)										
IH30871001/100	4	9	1,0	150,0	10	3,0	450,0	30	0,069	30
IH30871011/100	5	10	1,0	150,0	10	3,0	450,0	30	0,08	40
IH30871021/100	6	13	1,0	150,0	10	3,0	450,0	30	0,14	55
IH30871031/100	7	13	1,0	150,0	10	3,0	450,0	30	0,127	55
IH30871041/100	7,5	14	1,0	150,0	10	3,0	450,0	30	0,148	65
IH30871051/100	10	16	1,0	150,0	10	3,0	450,0	30	0,165	75
TBSE (reels)										
IH30871001/15-R90*	4	9	1,0	150,0	10	3,0	450,0	30	0,069	30
IH30871011/15-R90*	5	10	1,0	150,0	10	3,0	450,0	30	0,08	40
IH30871021/15-R90*	6	13	1,0	150,0	10	3,0	450,0	30	0,14	55
IH30871031/15-R90*	7	13	1,0	150,0	10	3,0	450,0	30	0,127	55
IH30871041/15-R90*	7,5	14	1,0	150,0	10	3,0	450,0	30	0,148	65
IH30871051/10-R60**	10	16	1,0	150,0	10	3,0	450,0	30	0,165	75

* box quantity = 6 x 15 m (reels)

** box quantity = 6 x 10 m (reels)

ORIGINAL ECO 1 TBSE MADE IN ITALY Parker ITR



TBE

Hose Construction

- Tube:** Black, oil and fuel resistant, smooth NBR rubber compound
- Reinforcement/Cover:** High tensile polyester textile overbraid, resistant to abrasion, fuel, oil and weathering



Applications

Designed for particular applications in fuel systems where textile cover is requested. Suitable for leaded and unleaded fuels and diesel.

Tolerances

- On inside diameter:** + 0 / - 0,5 mm
Length tolerance: ± 1 %

Temperature Range

-20 °C (-4 °F) to +90 °C (+194 °F)

IHXXXXXXXXXX Part Number/ Standard Length m	 I.D. mm	 O.D. mm	 Working Pressure			 Burst Pressure			 Weight kg/m	 min. Bend Radius mm
			MPa	psi	bar	MPa	psi	bar		
IH11001300/15-R90*	3	7	1,0	150,0	10	3,0	450,0	30	0,04	30
IH11001345/15-R90*	7,5	14,5	1,0	150,0	10	3,0	450,0	30	0,13	65

* box quantity = 6 x 15 m (reels)



TG 100

FIAT A1/TGB/FA - TAB. 55280/04 Specification

Hose Construction

Black, smooth hose in NBR rubber compound without reinforcement, moderate permeability, resists to hydrocarbons, ozone, and ageing agents.



Applications

Design for feed systems with hydrocarbons, in particular for the return of fuel and oil equipment.

Tolerances

On inside diameter: ± 0,3 mm
 On outside diameter: ± 0,3 mm
 Length tolerance: ± 1 %

Temperature Range

-35 °C (-31 °F) to +125 °C (+257 °F)

IHXXXXXXXXXX Part Number/ Standard Length m	 I.D. mm	 O.D. mm	 Working Pressure			 Burst Pressure			 Weight kg/m	 min. Bend Radius mm
			MPa	psi	bar	MPa	psi	bar		
IH10001200/100	3	7	0,2	30,0	2	0,6	90,0	6	0,048	30

ORIGINAL TG MADE IN ITALY Parker ITR



AUTOGAS ECE 67/110 CLASS 2

Hose according to ECE 67 and ECE 110 Class 2



Hose Construction

- Tube:** Black, smooth, insulating (R > 1 MΩ/m), LPG and methane permeation resistant NBR rubber compound
- Reinforcement:** Synthetic textile yarns
- Cover:** Black, smooth, insulating (R > 1 MΩ/m), CSM rubber compound resistant to ageing, heat, abrasion, ozone and weathering

Tolerances

UNI EN ISO 1307/97

On inside diameter:

I.D. 4 mm: ± 0,60 mm

I.D. 6 - 20 mm: ± 0,80 mm

Length tolerance: ± 1 %

Applications







Low pressure hoses, designed according to regulation ECE 67, 01, Annex 8, Class 2 and ECE 110, 02, Annex 4b, Class 2.



Suitable for low pressure delivery of LPG and methane CNG alternative fuel kits.

P.S. This hose exceeds the requirements of DIN 4815 Teil 4 (Hose for fuel gas installation in vehicles) – 0,1.

Temperature Range

-25 °C (-13 °F) to +120 °C (+ 248 °F)

IHXXXXXXXXXX						
Part Number/ Standard Length m	I.D. mm	O.D. mm	Working Pressure (bar-kPa) Max	Burst Pressure (bar-kPa) Min	Weight kg/m	min. Bend Radius mm
AUTOGAS ECE 67/110 CLASS 2						
IH30510060/50	4	10	4,5 - 450	18 - 1800	0,089	35
IH30510061/50	6,3	13	4,5 - 450	18 - 1800	0,136	50
IH30510063/50	7,5	14,5	4,5 - 450	18 - 1800	0,162	60
IH30510055/50	8	14	4,5 - 450	18 - 1800	0,140	60
IH30510064/50	10	17	4,5 - 450	18 - 1800	0,199	80
IH30510065/50	12	19	4,5 - 450	18 - 1800	0,228	100
IH30510085/50	13	22	4,5 - 450	18 - 1800	0,334	115
IH30510066/50	14	22	4,5 - 450	18 - 1800	0,301	115
IH30510059/50	16	24	4,5 - 450	18 - 1800	0,334	130
IH30510067/50	16,5	24,5	4,5 - 450	18 - 1800	0,342	135
IH30510068/50	17	25	4,5 - 450	18 - 1800	0,354	140
IH30510069/50	19	27	4,5 - 450	18 - 1800	0,390	150
IH30510058/50	20	28	4,5 - 450	18 - 1800	0,407	160
AUTOGAS SP 670 ECE 67/110 CLASS 2						
IH30510027/50	5	10,5	4,5 - 450	18 - 1800	0,091	40

RUBBER HOSE AUTOGAS ECE 67 – L.P.G. CLASS 2 –  67R-01 0128 /
ECE 110 – CNG CLASS 2 –  110 R-000008 – I.D. mm MADE IN ITALY Parker ITR



FLEXIREX/N

Hose Construction


Flexible hose having an off-white, rigid PVC spiral embedded in a black, flexible PVC wall. Externally corrugated, smooth inner surface.

Applications

For air scoop and conveying air, on LPG/CNG kit. It is also suitable for air-dusts, air-conditioning units and centralized suction equipment.

Temperature Range

-15 °C (+5 °F) to +60 °C (+140 °F)



Suction

0,75 bar (550 mm Hg)

Tolerances

On inside diameter: ± 4 %






On wall thickness: ± 0,50 mm

Length tolerance: ± 1 %

All other technical data are subject to a ± 5 % tolerance.

Burst Pressure

Suitable only for conveying and scoop of air and suction.

IHXXXXXXXX/XX Part Number/ Standard Length m	 I.D. mm	 Wall Thickness mm	 Working Pressure			 Weight kg/m	 min. Bend Radius mm
			MPa	psi	bar		
IH35511030/50	30	2,7	–	–	–	0,20	30
IH35511032/50	32	2,7	–	–	–	0,22	32



CARBOPRESS EN ISO 7840 A1

Hose according to EN ISO 7840 A1
D. M. 48



Hose Construction

- Tube:** Black, smooth, antistatic (R < 1 MΩ/m), oil and fuel resistant NBR rubber compound
- Reinforcement:** Synthetic textile yarns
- Cover:** Black, smooth, antistatic (R < 1 MΩ/m), CR rubber compound resistant to abrasion, oil, fuel, weather and fire resistant

Tolerances

According to EN ISO 7840

On inside diameter:

I.D. 5 mm: ± 0,50 mm

I.D. 6 - 19 mm: ± 0,75 mm

I.D. 25 mm: ± 1,25 mm

Length tolerance: ± 1 %

Applications

Fire resistant fuel hose suitable for loading diesel, leaded and unleaded fuels with an aromatic content not exceeding 50 %, for small craft of - 24 m length of hull with permanently installed inboard engines. According to EN ISO 7840 type A1 (permeability - 4 g/m² hour) and exceeding the requirement of type A2 (permeability - 12 g/m² hour). Complies with the essential requirements given in the European Directive for small craft 94/25/EC.

Type Approval Certificate

The European Directive 94/25/CE, according to EN ISO 7840 A1 (fire resistant fuel hoses), is certified by RINA for the use of CE brand and by Lloyd's Register for Type Approval.

On Board Installation & Maintenance Requirements

End connections shall be provided in accordance with the applicable requirements stated.

Temperature Range

-20 °C (-4 °F) to +100 °C (+212 °F)

IHXXXXXXXXXX Part Number/ Standard Length m	 I.D. mm	 O.D. mm	 Working Pressure			 Burst Pressure			 Weight kg/m	 min. Bend Radius mm
			MPa	psi	bar	MPa	psi	bar		
			IH30511049/100	5	15	0,34	49,3	3,4		
IH30511050/100	6	16	0,34	49,3	3,4	3,0	450,0	30	0,25	35
IH30511051/100	8	18	0,34	49,3	3,4	3,0	450,0	30	0,29	50
IH30511057/100	10	20	0,34	49,3	3,4	3,0	450,0	30	0,32	60
IH30511053/80	12,5	22	0,34	49,3	3,4	3,0	450,0	30	0,37	75
IH30511054/80	16	26	0,34	49,3	3,4	3,0	450,0	30	0,47	100
IH30511055/50	19	29	0,34	49,3	3,4	3,0	450,0	30	0,54	115
IH30511058/50	25	35	0,34	49,3	3,4	3,0	450,0	30	0,67	150

RUBBER HOSE CARBOPRESS EN ISO 7840 A1 CE MADE IN ITALY Parker ITR
Year with traceability code



CARBOCORD EN ISO 7840 A1

Hose according to EN ISO 7840 A1

Hose Construction

- Tube:** Black, smooth, antistatic (R < 1 MΩ/m), oil and fuel resistant NBR rubber compound
- Reinforcement:** Synthetic textile yarns
- Cover:** Black, smooth, antistatic (R < 1 MΩ/m), NBR/SBR rubber compound resistant to abrasion, oil, fuel, weather and fire



Tolerances

According to EN ISO 7840

- On inside diameter:** ± 1,5 mm
- Length tolerance:** ± 1 %

Applications

Fire resistant fuel hose suitable for loading diesel, leaded and unleaded fuels with an aromatic content not exceeding 50 %, for small craft of - 24 m length of hull with permanently installed inboard engines. According to EN ISO 7840 type A1 (permeability - 4 g/m² hour) and exceeding the requirement of type A2 (permeability - 12 g/m² hour). Complies with the essential requirements given in the European Directive for small craft 94/25/EC.

Type Approval Certificate

The European Directive 94/25/CE, according to EN ISO 7840 A1 (fire resistant fuel hoses), is certified by RINA for the use of CE brand and by Lloyd's Register for Type Approval.

On Board Installation & Maintenance Requirements

End connections shall be provided in accordance with the applicable requirements stated.

Temperature Range

-20 °C (-4 °F) to +100 °C (+212 °F)

IHXXXXXXXX/XX Part Number/ Standard Length m	 I.D. mm	 O.D. mm	 Working Pressure			 Burst Pressure			 Weight kg/m	 min. Bend Radius mm
			MPa	psi	bar	MPa	psi	bar		
IH36521202/40	32	44	0,25	36,25	2,5	2,0	300,0	20	0,97	320
IH36521204/40	38	50	0,25	36,25	2,5	2,0	300,0	20	1,10	380
IH36521205/40	40	52	0,25	36,25	2,5	2,0	300,0	20	1,15	400
IH36521207/40	50	62	0,25	36,25	2,5	2,0	300,0	20	1,40	500
IH36521210/40	63,5	76	0,25	36,25	2,5	2,0	300,0	20	1,80	635
IH36521211/20	76	88	0,25	36,25	2,5	2,0	300,0	20	2,04	760
IH36521212/20	100	117	0,25	36,25	2,5	2,0	300,0	20	3,83	1000



CARBURITE EN ISO 7840 A1

Hose according to EN ISO 7840 A1



Hose Construction

- Tube:** Black, smooth, antistatic (R < 1 MΩ/m), oil and fuel resistant NBR rubber compound
- Reinforcement:** Synthetic textile yarns and embedded steel wire helix
- Cover:** Black, smooth, antistatic (R < 1 MΩ/m), NBR/SBR rubber compound resistant to abrasion, oil, fuel, weather and fire

Tolerances

According to EN ISO 7840

On inside diameter:

- I.D. 19 mm: ± 0,75 mm
I.D. 25 mm: ± 1,25 mm
> I.D. 25 mm: ± 1,5 mm

Length tolerance: ± 1 %

Applications

Fire resistant fuel hose suitable for loading diesel, leaded and unleaded fuels with an aromatic content not exceeding 50 %, for small craft of - 24 m length of hull with permanently installed inboard engines. According to EN ISO 7840 type A1 (permeability - 4 g/m² hour) and exceeding the requirement of type A2 (permeability - 12 g/m² hour). Complies with the essential requirements given in the European Directive for small craft 94/25/EC.

Type Approval Certificate

The European Directive 94/25/CE, according to EN ISO 7840 A1 (fire resistant fuel hoses), is certified by RINA for the use of CE brand and by Lloyd's Register for Type Approval.

On Board Installation & Maintenance Requirements

End connections shall be provided in accordance with the applicable requirements stated.

Temperature Range

-20 °C (-4 °F) to +100 °C (+212 °F)

IHXXXXXXXXXX Part Number/ Standard Length m	 I.D. mm	 O.D. mm	 Working Pressure			 Burst Pressure			 Weight kg/m	 min. Bend Radius mm
			MPa	psi	bar	MPa	psi	bar		
IH36531510/40	19	32	0,25	36,0	2,5	2,0	300,0	20	0,76	120
IH36531511/40	25	39	0,25	36,0	2,5	2,0	300,0	20	1,08	150
IH36531512/40	32	46	0,25	36,0	2,5	2,0	300,0	20	1,30	190
IH36531513/40	38	54	0,25	36,0	2,5	2,0	300,0	20	1,73	240
IH36530515/40	50	66	0,25	36,0	2,5	2,0	300,0	20	2,18	300
IH36531515/40	60	77	0,25	36,0	2,5	2,0	300,0	20	2,72	360



SM/TR 311

Manufactured according to
EN ISO 7840 class A1 and EN ISO 13363,
meets the European Directive 94/25/EC

Hose Construction

- Tube:** Black, smooth, antistatic
($R < 1 \text{ M}\Omega/\text{m}$),
NBR rubber compound, resistant to
exhaust gas,
sea water, oil and fuel having an
aromatic content
not exceeding 50 %
- Reinforcement:** Synthetic textile fabrics and
embedded steel wire helix
- Cover:** Black, smooth, antistatic
($R < 1 \text{ M}\Omega/\text{m}$),
NBR/SBR rubber compound,
resistant to flame,
heat, oil and fuel, abrasion, ageing
and weathering

Applications

Designed and approved for use in water cooling
exhaust gas systems and also as fire resistant fuel hose
for craft. Suitable for general loading and unloading oils
and fuel service.

Temperature Range

-20 °C (-4 °F) to +100 °C (+212 °F)



Suction

Max. 0,80 bar (600 mm Hg)

Tolerances

On inside diameter:

≤ I.D: 38 mm: ± 0,79 mm

I.D. 40 - 60 mm: ± 1,50 mm

≥ I.D. 63,5 mm: ± 2,00 mm

Length tolerance: ± 1 %

Type Approval Certificate

RINA approval for the use of the CE symbol and
Lloyd's Register Type Approval.

Assembly

For correct hose assembly, use high quality fittings
only and follow carefully the recommendations of the
fitting manufacturer.

IHXXXXXXXX/XX Part Number/ Standard Length m	 I.D. mm	 O.D. mm	 Working Pressure			 Burst Pressure			 Weight kg/m	 min. Bend Radius mm
			MPa	psi	bar	MPa	psi	bar		
IH36971005/40	19	29	0,3	43,5	3	2,0	300,0	20	0,630	120
IH36971006/40	25	35	0,3	43,5	3	2,0	300,0	20	0,770	150
IH36974109/40	32	42	0,3	43,5	3	2,0	300,0	20	0,940	190
IH36974107/40	38	48	0,3	43,5	3	2,0	300,0	20	1,090	230
IH36974110/40	40	50	0,3	43,5	3	2,0	300,0	20	1,140	240
IH36974111/40	45	55	0,3	43,5	3	2,0	300,0	20	1,260	270
IH36974112/40	50	60	0,3	43,5	3	2,0	300,0	20	1,410	300
IH36974118/40	55	65	0,3	43,5	3	2,0	300,0	20	1,530	330
IH36974113/40	60	70	0,3	43,5	3	2,0	300,0	20	1,670	360
IH36974114/40	63,5	73,5	0,3	43,5	3	2,0	300,0	20	1,850	380
IH36974115/20	76	86	0,3	43,5	3	2,0	300,0	20	2,290	455
IH36974116/20	90	100	0,3	43,5	3	2,0	300,0	20	2,670	540
IH36974117/20	102	113	0,3	43,5	3	2,0	300,0	20	3,240	610
IH36974119/20	125	139	0,3	43,5	3	2,0	300,0	20	5,020	750
IH36974121/15*	150	171	0,3	43,5	3	2,0	300,0	20	10,000	900

*only complying to EN ISO 13363

RUBBER HOSE SM/TR 311 - EXHAUST AND FUEL HOSE - I.D. mm - CE.... - NORDIC BOAT STANDARD 1990 EN ISO 7840 A1 - EN ISO 13363:2004 Type 2 Class B - Quarter Year MADE IN ITALY Parker ITR



SM/TR 311 OND

Manufactured according to
EN ISO 7840 class A1 and EN ISO 13363,
meets the European Directive 94/25/EC



Hose Construction

- Tube:** Black, smooth, antistatic
($R < 1 \text{ M}\Omega/\text{m}$),
NBR rubber compound, resistant to
exhaust gas,
sea water, oil and fuel having an
aromatic content
not exceeding 50 %
- Reinforcement:** Synthetic textile fabrics and
embedded steel wire helix
- Cover:** Corrugated, black, antistatic
($R < 1 \text{ M}\Omega/\text{m}$), NBR/SBR rubber
compound, resistant to flame,
heat, oil and fuel, abrasion, ageing
and weathering

Suction

Max. 0,80 bar (600 mm Hg)

Tolerances

On inside diameter:

$\leq \text{I.D.} : 38 \text{ mm} : \pm 0,79 \text{ mm}$

$\text{I.D.} : 40 - 60 \text{ mm} : \pm 1,50 \text{ mm}$

$\geq \text{I.D.} : 63,5 \text{ mm} : \pm 2,00 \text{ mm}$

Length tolerance: $\pm 1 \%$

Type Approval Certificate

RINA approval for the use of the CE symbol and
Lloyd's Register Type Approval.

Assembly

For correct hose assembly, use high quality fittings only
and follow carefully the recommendations of the fitting
manufacturer.

Applications

Designed and approved for use in water cooling
exhaust gas systems and also as fire resistant
fuel hose for craft, where highly flexible hoses are
required. Suitable for general loading and unloading
oils and fuel service.

Temperature Range

-20 °C (-4 °F) to +100 °C (+212 °F)

IHXXXXXXXXXX Part Number/ Standard Length m	 I.D. mm	 O.D. mm	 Working Pressure			 Burst Pressure			 Weight kg/m	 min. Bend Radius mm
			MPa	psi	bar	MPa	psi	bar		
			IH36974301/40	19	–	0,3	43,5	3		
IH36974302/40	25	–	0,3	43,5	3	1,5	217,5	15	0,770	100
IH36974303/40	32	–	0,3	43,5	3	1,5	217,5	15	0,940	130
IH36974304/40	38	–	0,3	43,5	3	1,5	217,5	15	1,090	160
IH36974305/40	40	–	0,3	43,5	3	1,5	217,5	15	1,140	160
IH36974306/40	45	–	0,3	43,5	3	1,5	217,5	15	1,260	180
IH36974307/40	50	–	0,3	43,5	3	1,5	217,5	15	1,410	200
IH36974309/40	60	–	0,3	43,5	3	1,5	217,5	15	1,670	240
IH36974310/40	63,5	–	0,3	43,5	3	1,5	217,5	15	1,850	255
IH36974311/20	76	–	0,3	43,5	3	1,5	217,5	15	2,290	300
IH36974312/20	90	–	0,3	43,5	3	1,5	217,5	15	2,670	360
IH36974314/20	102	–	0,3	43,5	3	1,5	217,5	15	3,240	400
IH36974315/20	125	–	0,3	43,5	3	1,5	217,5	15	5,020	500
IH36974317/15*	150	–	0,3	43,5	3	2,0	300,0	20	10,000	600

*only complying to EN ISO 13363

RUBBER HOSE SM/TR 311 - EXHAUST AND FUEL HOSE - I.D. mm - CE.... - NORDIC BOAT STANDARD 1990 EN ISO 7840 A1 - EN ISO 13363:2004 Type 2 Class B - Quarter Year MADE IN ITALY Parker ITR



VARIO NW 3

Hose Construction

- Tube:** Black, antistatic ($R < 1 \text{ M}\Omega/\text{m}$), smooth EPDM nitrosamine free rubber compound
- Reinforcement:** Synthetic textile fabric and embedded steel wire helix
- Cover:** White, smooth EPDM nitrosamine free rubber compound, particularly resistant to abrasion, heat and weathering



Suction

Max. 0,8 bar (600 mm Hg)

Applications

Light-weight and flexible, specially designed as effluent hose for leisure boat toilet systems.

Tolerances


RMA steel mandrel
On inside diameter: $\pm 0,79 \text{ mm}$
Length tolerance: $\pm 1 \%$

Temperature Range

-40 °C (-40 °F) to +100 °C (+212 °F)

IHXXXXXXXX/XX Part Number/ Standard Length m	 I.D. mm	 O.D. mm	 Working Pressure			 Burst Pressure			 Weight kg/m	 min. Bend Radius mm
			MPa	psi	bar	MPa	psi	bar		
IH36212049/40	19	29	0,3	43,5	3	0,9	130,5	9	0,73	110
IH36212050/40	25	35	0,3	43,5	3	0,9	130,5	9	0,95	150
IH36212052/40	38	48	0,3	43,5	3	0,9	130,5	9	1,30	230

RUBBER SANITARY HOSE VARIO 3 bar MADE IN ITALY Parker ITR



aerospace
climate control
electromechanical
filtration
fluid & gas handling
hydraulics
pneumatics
process control
sealing & shielding



Air Hoses



ENGINEERING YOUR SUCCESS.

**Compressed Air****PRESS N/R 10
PRESCORD N/R 20**

Suitable for compressed air in a wide range of industrial applications.

**PRESS N/L - NY/L 20**

The most common hoses for compressed air and pneumatic systems in industrial applications.

**MINIERA 10 - 15 - 20 - 25 - 40**

Suitable for compressed air tools in factories. Designed for quarries, building and mining industries. Tube resistant to traces of oil.

**AIR SP 318 N/L 15 - NY/L 15
VARIOPRESS ISO 1403 Type 2 - 3**

Suitable for delivery of compressed air for a wide range of industrial applications.

**APERFRUT 20**

Suitable for delivery of compressed air, water and non-aggressive fluids

**Compressed Air in
Service Stations****AIRSTATION 2000 NB/L**

Suitable for delivery of compressed air, water and non-aggressive fluids in service stations and car workshops. Antistatic SBR/NBR tube $R < 1 \text{ M}\Omega/\text{m}$.

**Compressed Air for
Concrete Vibrators****VIBRAPRESS N/R 10
VIBRACORD 10**

Designed for concrete vibrator applications.

**Compressed Air
Insulating****ISOLPRESS B/L 20
ISOLPRESS HT N/L 20
ISOLCORD HT 20**

Insulating hoses for compressed air with traces of oil mist in pneumatic systems and also non-aggressive fluids in a wide range of industrial applications.

Hot Compressed Air**AIRTEMP 220**

Suitable for hot air in pneumatic systems up to $+220 \text{ }^\circ\text{C}$ ($+435 \text{ }^\circ\text{F}$).

Breathing**DIVER 100 EN 250 N/L**

Suitable for air supply in scuba diving systems, according to UNI EN 250 (paragraph 5.7) standard requirements.

**MASKPRESS EN 14594 Class B N/L 100**

Designed for air supply in breathing devices for fire-fighting operations, according to UNI EN 14594 (points 6.12 - 6.13)

D – Air Hose

Compressed Air

PRESS N/R 10	▶	D4
PRESCORD N/R 20	▶	D5
PRESS N/L - NY/L 20	▶	D6
MINIERA 10	▶	D7
MINIERA 15	▶	D8
MINIERA 20	▶	D9
MINIERA 25	▶	D10
MINIERA 40	▶	D11
AIR SP 318 N/L 15 - NY/L 15	▶	D12
VARIOPRESS ISO 1403 Type 2 - 3	▶	D13
APERFRUT 20	▶	D14

Compressed Air in Service Stations

AIRSTATION 2000 NB/L	▶	D15
----------------------	---	-----

Compressed Air for Concrete Vibrators

VIBRAPRESS N/R 10	▶	D16
VIBRACORD 10	▶	D17

Compressed Air Insulating

ISOLPRESS B/L 20	▶	D18
ISOLPRESS HT N/L 20	▶	D19
ISOLCORD HT 20	▶	D20

Hot Compressed Air

AIRTEMP 220	▶	D21
-------------	---	-----

Breathing

DIVER 100 EN 250 N/L	▶	D22
MASKPRESS EN 14594 Class B N/L 100	▶	D23



PRESS® N/R 10

Hose Construction

- Tube:** Black, smooth SBR nitrosamine free rubber compound
- Reinforcement:** Synthetic textile yarns
- Cover:** Black (N), ribbed (/R), abrasion, ageing and weather-resistant SBR/EPDM nitrosamine free rubber compound



Applications

Suitable for discharge of water, compressed air and non-aggressive liquids in many industrial and agricultural applications.

Temperature Range

-30 °C (-22 °F) to +80 °C (+176 °F)

Tolerances

According to UNI EN ISO 1307/97







On inside diameter:

≤ I.D. 5 mm: ± 0,60 mm

I.D. 13 - 19 mm: ± 0,80 mm

I.D. 25 mm: ± 1,20 mm

Length tolerance: ± 1 %

IHXXXXXXXXXX Part Number / Standard Length m	 I.D. mm	 O.D. mm	 Working Pressure			 Burst Pressure			 Weight kg/m	 min. Bend Radius mm
			MPa	psi	bar	MPa	psi	bar		
IH30301002/100	5	10,5	1,0	150,0	10	3,0	450,0	30	0,10	40
IH30116064/100	13	19	1,0	150,0	10	3,0	450,0	30	0,23	105
IH30111482/80	19	26	1,0	150,0	10	3,0	450,0	30	0,37	150
IH30111481/50	25	33	1,0	150,0	10	3,0	450,0	30	0,54	200

PRESCORD N/R 20

Hose Construction

- Tube:** Black, smooth SBR nitrosamine free rubber compound
- Reinforcement:** Synthetic textile yarns
- Cover:** Black (N), ribbed (/R), abrasion, ageing and weather-resistant SBR/EPDM nitrosamine free rubber compound



Applications

Suitable for discharge of water, compressed air and non-aggressive liquids in many industrial and agricultural applications.

Temperature Range

-30 °C (-22 °F) to +80 °C (+176 °F)

Tolerances

According to UNI EN ISO 1307/97







On inside diameter:

I.D. 6 - 19 mm: ± 0,80 mm

I.D. 25 mm: ± 1,20 mm

Length tolerance: ± 1 %



IHXXXXXXXXXX Part Number/ Standard Length m	 I.D. mm	 O.D. mm	 Working Pressure			 Burst Pressure			 Weight kg/m	 min. Bend Radius mm
			MPa	psi	bar	MPa	psi	bar		
IH30112114/100	6	14	2,0	300,0	20	6,0	900,0	60	0,19	40
IH30112105/100	8	17	2,0	300,0	20	6,0	900,0	60	0,27	50
IH30112110/100	10	19	2,0	300,0	20	6,0	900,0	60	0,31	60
IH30112113/100	12	21	2,0	300,0	20	6,0	900,0	60	0,35	70
IH30112109/100	15	25	2,0	300,0	20	6,0	900,0	60	0,47	90
IH30112135/50	19	30	2,0	300,0	20	6,0	900,0	60	0,64	110
IH30112102/50	25	37	2,0	300,0	20	6,0	900,0	60	0,88	150

PRESS® N/L - NY/L 20

Hose Construction

- Tube:** Black, smooth SBR nitrosamine free rubber compound
- Reinforcement:** Synthetic textile yarns
- Cover:** Black (N) or yellow (Y), abrasion, ageing and weather-resistant, smooth (L) SBR/EPDM nitrosamine free rubber compound



Applications

Suitable for compressed air with traces of oil and also for some non-aggressive fluids in a wide range of industrial applications.

Temperature Range

-30 °C (-22 °F) to +80 °C (+176 °F)

Tolerances

According to UNI EN ISO 1307/97

On inside diameter:







I.D. 6 - 19 mm: ± 0,80 mm

I.D. 25 mm: ± 1,20 mm

Length tolerance: ± 1 %

Note

On request also available with coloured cover.

IHXXXXXXXXXX Part Number/ Standard Length m	 I.D. mm	 O.D. mm	 Working Pressure			 Burst Pressure			 Weight kg/m	 min. Bend Radius mm
			MPa	psi	bar	MPa	psi	bar		
PRESS N/L 20										
IH30302012/100	6	13	2,0	300,0	20	6,0	900,0	60	0,15	50
IH30302001/100	6	14	2,0	300,0	20	6,0	900,0	60	0,19	50
IH30302002/100	7	16	2,0	300,0	20	6,0	900,0	60	0,24	60
IH30302011/100	8	15	2,0	300,0	20	6,0	900,0	60	0,19	65
IH30413431/100	8	16	2,0	300,0	20	6,0	900,0	60	0,23	65
IH30302003/100	8	17	2,0	300,0	20	6,0	900,0	60	0,27	65
IH30302013/100	10	18	2,0	300,0	20	6,0	900,0	60	0,26	80
IH30302008/100	10	19	2,0	300,0	20	6,0	900,0	60	0,31	80
IH30312081/100	12	20	2,0	300,0	20	6,0	900,0	60	0,30	100
IH30312071/100	13	21	2,0	300,0	20	6,0	900,0	60	0,32	105
IH30302009/100	13	23	2,0	300,0	20	6,0	900,0	60	0,43	105
IH30302009/40	13	23	2,0	300,0	20	6,0	900,0	60	0,43	105
IH30302014/100	15	25	2,0	300,0	20	6,0	900,0	60	0,46	120
IH30312072/80	16	25	2,0	300,0	20	6,0	900,0	60	0,43	130
IH30302010/80	16	26	2,0	300,0	20	6,0	900,0	60	0,50	130
IH30312073/40	19	29	2,0	300,0	20	6,0	900,0	60	0,57	150
IH30312073/50	19	29	2,0	300,0	20	6,0	900,0	60	0,57	150
IH30312073/80	19	29	2,0	300,0	20	6,0	900,0	60	0,57	150
IH30302004/40	19	30	2,0	300,0	20	6,0	900,0	60	0,64	150
IH30302004/80	19	30	2,0	300,0	20	6,0	900,0	60	0,64	150
IH30312074/40	25	36	2,0	300,0	20	6,0	900,0	60	0,79	200
IH30302006/50	25	37	2,0	300,0	20	6,0	900,0	60	0,88	200
PRESS NY/L 20										
IH30312070/100	13	23	2,0	300,0	20	6,0	900,0	60	0,44	105
IH30317104/40	15	27	2,0	300,0	20	6,0	900,0	60	0,61	130
IH30312080/50	19	29	2,0	300,0	20	6,0	900,0	60	0,59	150
IH30317100/40	19	30	2,0	300,0	20	6,0	900,0	60	0,66	150
IH30317109/40	25	35	2,0	300,0	20	6,0	900,0	60	0,73	200
IH30317098/40	25	37	2,0	300,0	20	6,0	900,0	60	0,91	200
IH30317103/40	25	39	2,0	300,0	20	6,0	900,0	60	1,08	200

RUBBER AIR HOSE PRESS 20 bar MADE IN ITALY Parker ITR

RUBBER AIR HOSE PRESS 20 bar MADE IN ITALY Parker ITR

MINIERA 10

Hose Construction

- Tube:** Black, oil mist resistant, smooth SBR nitrosamine free rubber compound
- Reinforcement:** Synthetic textile fabrics
- Cover:** Black, abrasion, ageing and weather-resistant SBR nitrosamine free rubber compound



Applications

Suitable for compressed air tools (with minimal oil traces) in factories and designed for quarries, building and mining industries.

Temperature Range

-30 °C (-22 °F) to +80 °C (+176 °F)

Tolerances







RMA steel mandrel

On inside diameter:

≤ I.D. 38 mm: ± 0,79 mm
 > I.D. 38 mm: ± 1,59 mm

On outside diameter:

≤ I.D. 19 mm: ± 0,79 mm
 I.D. 25 - 102 mm: ± 1,59 mm
 Length tolerance: ± 1 %

IHXXXXXXXXXX Part Number/ Standard Length m	 I.D. mm	 O.D. mm	 Working Pressure			 Burst Pressure			 Weight kg/m	 min. Bend Radius mm
			MPa	psi	bar	MPa	psi	bar		
IH36342180/40	19	29	1,0	150,0	10	3,0	450,0	30	0,56	190
IH36342181/40	25	35	1,0	150,0	10	3,0	450,0	30	0,70	250
IH36342182/40	30	40	1,0	150,0	10	3,0	450,0	30	0,81	300
IH36342183/40	32	42	1,0	150,0	10	3,0	450,0	30	0,85	320
IH36342184/40	35	45	1,0	150,0	10	3,0	450,0	30	0,92	350
IH36342049/40	38	48	1,0	150,0	10	3,0	450,0	30	0,97	380
IH36342185/40	40	50	1,0	150,0	10	3,0	450,0	30	1,02	400
IH36342186/40	45	55	1,0	150,0	10	3,0	450,0	30	1,14	450
IH36342187/40	50	60	1,0	150,0	10	3,0	450,0	30	1,25	500
IH36342188/40	60	70	1,0	150,0	10	3,0	450,0	30	1,47	600
IH36342193/40	63,5	73,5	1,0	150,0	10	3,0	450,0	30	1,52	635
IH36342189/20	70	80	1,0	150,0	10	3,0	450,0	30	1,68	700
IH36342190/20	75	86	1,0	150,0	10	3,0	450,0	30	1,99	750
IH36342191/20	100	112	1,0	150,0	10	3,0	450,0	30	2,86	1000
IH36342194/20	102	114	1,0	150,0	10	3,0	450,0	30	2,99	1020

MINIERA 15

Hose Construction

- Tube:** Black, oil mist resistant, smooth SBR nitrosamine free rubber compound
- Reinforcement:** Synthetic textile fabrics
- Cover:** Black, abrasion, ageing and weather-resistant SBR nitrosamine free rubber compound



Applications

Suitable for compressed air tools in factories and designed for quarries, building and mining industries. In heavy operating conditions, we suggest using the appropriate hose: H = heavy application.

Temperature Range







-30 °C (-22 °F) to +80 °C (+176 °F)

Tolerances

- RMA steel mandrel
- On inside diameter:**
- ≤ I.D. 38 mm: ± 0,79 mm
 - > I.D. 38 mm: ± 1,59 mm
- On outside diameter:**
- ≤ I.D. 19 mm: ± 0,79 mm
 - I.D. 25 - 100 mm: ± 1,59 mm
 - I.D. 110 mm: ± 2,38 mm
- Length tolerance:** ± 1 %

Note

* According to NFT 47252/A on request.

IHXXXXXXXXXX Part Number / Standard Length m	 I.D. mm	 O.D. mm	 Working Pressure			 Burst Pressure			 Weight kg/m	 min. Bend Radius mm
			MPa	psi	bar	MPa	psi	bar		
MINIERA 15										
IH36341090/40	19	29	1,5	217,5	15	4,5	652,5	45	0,56	190
IH36342300/40	19	31	1,5	217,5	15	4,5	652,5	45	0,68	190
IH36341091/40	25	35	1,5	217,5	15	4,5	652,5	45	0,70	250
IH36341092/40	30	41	1,5	217,5	15	4,5	652,5	45	0,89	300
IH36341093/40	32	43	1,5	217,5	15	4,5	652,5	45	0,94	320
IH36341094/40	35	46	1,5	217,5	15	4,5	652,5	45	1,01	350
IH36341089/40	38	52	1,5	217,5	15	4,5	652,5	45	1,42	380
IH36341095/40	*40	55	1,5	217,5	15	4,5	652,5	45	1,60	400
IH36341096/40	45	60	1,5	217,5	15	4,5	652,5	45	1,75	450
IH36341097/40	*50	65	1,5	217,5	15	4,5	652,5	45	1,98	500
IH36342437/40	51	66	1,5	217,5	15	4,5	652,5	45	2,01	510
IH36341098/40	60	75	1,5	217,5	15	4,5	652,5	45	2,31	600
IH36341100/20	75	90	1,5	217,5	15	4,5	652,5	45	2,80	750
IH36341101/20	80	95	1,5	217,5	15	4,5	652,5	45	2,93	800
IH36341102/20	90	105	1,5	217,5	15	4,5	652,5	45	3,22	900
IH36341103/20	100	115	1,5	217,5	15	4,5	652,5	45	3,55	1000
IH36341085/20	110	125	1,5	217,5	15	4,5	652,5	45	3,86	1100
MINIERA H 15										
IH36341129/40	32	44	1,5	217,5	15	4,5	652,5	45	1,03	320
IH36342302/40	38	54	1,5	217,5	15	4,5	652,5	45	1,64	380
IH36342306/40	65	87	1,5	217,5	15	4,5	652,5	45	3,625	650
MINIERA L 15										
IH36341125/40	38	48	1,5	217,5	15	4,5	652,5	45	0,95	380

* on request to NFT 47252/A

MINIERA 20

Hose Construction

- Tube:** Black, oil mist resistant, smooth SBR/NBR rubber compound
- Reinforcement:** Synthetic textile fabrics
- Cover:** Black, abrasion, ageing and weather-resistant SBR nitrosamine free rubber compound



Applications

Suitable for compressed air tools in factories and designed for quarries, building and mining industries. Tube resistant to traces of oil mist for medium duty

Temperature Range

-30 °C (-22 °F) to +80 °C (+176 °F)

Tolerances

RMA steel mandrel

On inside diameter:

≤ I.D. 38 mm: ± 0,79 mm
 > I.D. 38 mm: ± 1,59 mm







On outside diameter:

≤ I.D. 19 mm: ± 0,79 mm
 I.D. 25 - 100 mm: ± 1,59 mm

Length tolerance: ± 1 %

Note

On request also available with yellow cover (Miniera NY 20 - L NY 20)

IHXXXXXXXXXX Part Number/ Standard Length m	 I.D. mm	 O.D. mm	 Working Pressure			 Burst Pressure			 Weight kg/m	 min. Bend Radius mm
			MPa	psi	bar	MPa	psi	bar		
MINIERA 20										
IH36341113/40	19	30	2,0	300,0	20	6,0	900,0	60	0,62	190
IH36341110/40	25	37	2,0	300,0	20	6,0	900,0	60	0,81	250
IH36341111/40	30	46	2,0	300,0	20	6,0	900,0	60	1,39	300
IH36341112/40	35	51	2,0	300,0	20	6,0	900,0	60	1,56	350
IH36341120/40	40	56	2,0	300,0	20	6,0	900,0	60	1,73	400
IH36341109/40	45	61	2,0	300,0	20	6,0	900,0	60	1,91	450
IH36341114/40	50	66	2,0	300,0	20	6,0	900,0	60	2,08	500
IH36341116/40	60	76	2,0	300,0	20	6,0	900,0	60	2,38	600
IH36341107/40	63,5	79,5	2,0	300,0	20	6,0	900,0	60	2,52	650
IH36341117/20	75	91	2,0	300,0	20	6,0	900,0	60	2,89	750
IH36341119/20	100	118	2,0	300,0	20	6,0	900,0	60	4,23	1000
MINIERA L 20										
IH36341149/40	30	42	2,0	300,0	20	6,0	900,0	60	0,98	300
IH36341152/40	32	44	2,0	300,0	20	6,0	900,0	60	1,04	320
IH36341106/40	32	46	2,0	300,0	20	6,0	900,0	60	1,24	320
IH36341150/40	35	48	2,0	300,0	20	6,0	900,0	60	1,21	350
IH36341121/40	38	52	2,0	300,0	20	6,0	900,0	60	1,43	380
IH36341153/40	40	54	2,0	300,0	20	6,0	900,0	60	1,45	400

RUBBER AIR HOSE MINIERA 20 bar MADE IN ITALY Parker ITR


MINIERA 25

Hose Construction

Tube: Black, oil mist resistant, smooth SBR/NBR rubber compound

Reinforcement: Synthetic textile fabrics

Cover: Black, abrasion, ageing and weather-resistant SBR nitrosamine free rubber compound



Applications

Suitable for compressed air tools in factories and designed for quarries, building and mining industries. Excellent oil resistance tube for heavy duty.

Temperature Range

-30 °C (-22 °F) to +80 °C (+176 °F)

Tolerances

RMA steel mandrel

On inside diameter:

≤ I.D. 38 mm: ± 0,79 mm

> I.D. 38 mm: ± 1,59 mm







On outside diameter:

≤ I.D. 19 mm: ± 0,79 mm

I.D. 25 - 76 mm: ± 1,59 mm

Length tolerance:

± 1 %

IHXXXXXXXXXX	 I.D. mm	 O.D. mm	 Working Pressure			 Burst Pressure			 Weight kg/m	 min. Bend Radius mm
			MPa	psi	bar	MPa	psi	bar		
MINIERA 25										
IH36341170/40	19	32	2,5	362,5	25	7,5	1087,5	75	0,74	190
IH36341172/40	25	39	2,5	362,5	25	7,5	1087,5	75	0,99	250
IH36341174/40	32	50	2,5	362,5	25	7,5	1087,5	75	1,61	320
IH36341178/40	45	64	2,5	362,5	25	7,5	1087,5	75	2,23	450
IH36341123/20	76	97	2,5	362,5	25	7,5	1087,5	75	3,81	750
MINIERA L 25										
IH36341163/40	32	48	2,5	362,5	25	7,5	1087,5	75	1,42	320
IH36341164/40	38	54	2,5	362,5	25	7,5	1087,5	75	1,62	380
IH36341165/40	50	69	2,5	362,5	25	7,5	1087,5	75	2,42	500
IH36341166/40	51	70	2,5	362,5	25	7,5	1087,5	75	2,46	500

MINIERA 40

Hose Construction

- Tube:** Black, NBR rubber compound. Oil resistant
- Reinforcement:** One special braid of steel wire
- Cover:** Black SBR/CR rubber compound, abrasion, oils, ozone and weather resistant



Applications

Compressed air for mine and quarries, designed for long lasting service and maximum safety in heavy duty applications.

Temperature Range

-40 °C (-40 °F) to +100 °C (+212 °F)

Packing

All hose coils are tied with string.

Tolerances






According to BS 5118/3

On inside diameter: ± 0,75 mm

Reference Specifications

BS 5118/3

ISO 1307

IHXXXXXXXXXX Part Number/ Standard Length m	nominal Diameter		 O.D. mm	 Working Pressure			 Burst Pressure			 Weight kg/m	 min. Bend Radius mm
	mm	inch		MPa	psi	bar	MPa	psi	bar		
IH36348001/40	13	1/2	23	4,0	580,0	40	16,0	2320,0	160	0,55	150
IH36348002/40	19	3/4	30	4,0	580,0	40	16,0	2320,0	160	0,77	230
IH36348003/40	25	1	38	4,0	580,0	40	16,0	2320,0	160	1,06	300
IH36348004/40	32	1,1/4	46	4,0	580,0	40	16,0	2320,0	160	1,45	380
IH36348005/40	38	1,1/2	52	4,0	580,0	40	16,0	2320,0	160	1,80	455
IH36348000/40	51	2	66	4,0	580,0	40	16,0	2320,0	160	2,30	600

RUBBER STEEL BRAIDED AIR HOSE MINIERA 40 bar MADE IN ITALY - Parker ITR

AIR SP 318 N/L 15 - NY/L 15

Hose Construction

Tube: Black, smooth SBR nitrosamine free rubber compound

Reinforcement: Synthetic textile yarns

Cover: Black (N), antistatic ($R < 1 \text{ M}\Omega/\text{m}$), or yellow (NY) not antistatic, high abrasion and weather-resistant, smooth (/L) SBR/EPDM nitrosamine free rubber compound



Applications

Suitable for delivery of compressed air, water and non-aggressive fluids for a wide range of industrial applications. This hose when used for air compressors is resistant to traces of oil mist.

Temperature Range







-30 °C (-22 °F) to +80 °C (+176 °F)

Tolerances

According to UNI EN ISO 1307/97

On inside diameter:

≤ I.D. 5 mm: ± 0,60 mm
 I.D. 6 - 19 mm: ± 0,80 mm
 I.D. 25 mm: ± 1,20 mm
 Length tolerance: ± 1 %

IHXXXXXXXX/XX Part Number/ Standard Length m	 I.D. mm	 O.D. mm	 Working Pressure			 Burst Pressure			 Weight kg/m	 min. Bend Radius mm
			MPa	psi	bar	MPa	psi	bar		
AIR SP318 N/L 15										
IH30316999/40	5	10,5	1,5	217,5	15	4,5	652,5	45	0,10	40
IH30311470/40	6	12	1,5	217,5	15	4,5	652,5	45	0,13	50
IH30311470/100	6	12	1,5	217,5	15	4,5	652,5	45	0,13	50
IH30317005/100	6	14	1,5	217,5	15	4,5	652,5	45	0,19	50
IH30311472/40	7	13	1,5	217,5	15	4,5	652,5	45	0,14	60
IH30311473/100	8	14	1,5	217,5	15	4,5	652,5	45	0,15	65
IH30311474/40	8	15	1,5	217,5	15	4,5	652,5	45	0,19	65
IH30311474/100	8	15	1,5	217,5	15	4,5	652,5	45	0,19	65
IH30317001/100	8,5	16	1,5	217,5	15	4,5	652,5	45	0,21	65
IH30317003/100	8	17	1,5	217,5	15	4,5	652,5	45	0,27	65
IH30311476/40	9	16	1,5	217,5	15	4,5	652,5	45	0,20	75
IH30311478/40	10	17	1,5	217,5	15	4,5	652,5	45	0,22	80
IH30311478/100	10	17	1,5	217,5	15	4,5	652,5	45	0,22	80
IH30311445/40	10	18	1,5	217,5	15	4,5	652,5	45	0,26	80
IH30317004/40	10	19	1,5	217,5	15	4,5	652,5	45	0,31	80
IH30311477/40	12	20	1,5	217,5	15	4,5	652,5	45	0,29	100
IH30311444/100	13	20	1,5	217,5	15	4,5	652,5	45	0,27	105
IH30311480/40	13	21	1,5	217,5	15	4,5	652,5	45	0,32	105
IH30311480/100	13	21	1,5	217,5	15	4,5	652,5	45	0,32	105
IH30311479/40	13	23	1,5	217,5	15	4,5	652,5	45	0,43	105
IH30311443/50	14	24	1,5	217,5	15	4,5	652,5	45	0,45	115
IH30311481/100	15	24	1,5	217,5	15	4,5	652,5	45	0,40	120
IH30311446/100	16	24	1,5	217,5	15	4,5	652,5	45	0,37	130
IH30311482/40	16	26	1,5	217,5	15	4,5	652,5	45	0,49	130
IH30311485/50	19	27	1,5	217,5	15	4,5	652,5	45	0,43	150
IH30311484/40	19	29	1,5	217,5	15	4,5	652,5	45	0,57	150
IH30311484/50	19	29	1,5	217,5	15	4,5	652,5	45	0,57	150
IH30311484/80	19	29	1,5	217,5	15	4,5	652,5	45	0,57	150
IH30317111/40	19	30	1,5	217,5	15	4,5	652,5	45	0,63	150
IH30311489/40	25	35	1,5	217,5	15	4,5	652,5	45	0,71	200
IH30311489/50	25	35	1,5	217,5	15	4,5	652,5	45	0,71	200
IH30311488/40	25	36	1,5	217,5	15	4,5	652,5	45	0,79	200
IH30311488/50	25	36	1,5	217,5	15	4,5	652,5	45	0,79	200
IH30311490/40	25	37	1,5	217,5	15	4,5	652,5	45	0,87	200
AIR SP318 NY/L 15										
IH30311433/100	10	17	1,5	217,5	15	4,5	652,5	45	0,24	80
IH30311432/100	13	21	1,5	217,5	15	4,5	652,5	45	0,34	105
IH30311431/40	19	27	1,5	217,5	15	4,5	652,5	45	0,46	150
IH30311435/40	25	35	1,5	217,5	15	4,5	652,5	45	0,76	200
IH30311435/50	25	35	1,5	217,5	15	4,5	652,5	45	0,76	200

RUBBER AIR HOSE 15 bar MADE IN ITALY Parker ITR

RUBBER AIR HOSE 15 bar MADE IN ITALY Parker ITR

VARIOPRESS ISO 1403 Type 2 - 3

Hose according to EN ISO 1403

Hose Construction

- Tube:** Black, antistatic, smooth, EPDM nitrosamine free rubber compound compound
- Reinforcement:** Synthetic textile yarns
- Cover:** Black, antistatic (R < 1 MΩ/m) smooth EPDM nitrosamine free rubber compound, resistant to abrasion, ageing, light chemicals, heat and weathering



Tolerances

According to UNI EN ISO 1307/97

On inside diameter:







≤ I.D. 5 mm:	± 0,60 mm
I.D. 6 - 19 mm:	± 0,80 mm
> I.D. 25 mm:	± 1.60 mm
Length tolerance:	± 1 %

Applications

Designed for water/air according to EN ISO 1403 type 2-3.

Temperature Range

-40 °C (-40 °F) to +100 °C (+212 °F)

IHXXXXXXXXXX Part Number/ Standard Length m	 I.D. mm	 O.D. mm	 Working Pressure			 Burst Pressure			 Weight kg/m	 min. Bend Radius mm
			MPa	psi	bar	MPa	psi	bar		
VARIOPRESS EN ISO 1403 Type 2										
IH30113110/100	6,3	14,3	1,0	150,0	10	3,0	450,0	30	0,18	-
IH30113111/100	8	17	1,0	150,0	10	3,0	450,0	30	0,24	-
IH30113112/100	10	19	1,0	150,0	10	3,0	450,0	30	0,28	-
IH30113113/100	12,5	21	1,0	150,0	10	3,0	450,0	30	0,31	-
IH30113114/100	12,5	23	1,0	150,0	10	3,0	450,0	30	0,41	-
IH30113115/100	16	24	1,0	150,0	10	3,0	450,0	30	0,35	-
IH30113116/80	16	26	1,0	150,0	10	3,0	450,0	30	0,46	-
IH30113117/80	19	28	1,0	150,0	10	3,0	450,0	30	0,46	-
IH30113118/80	19	30	1,0	150,0	10	3,0	450,0	30	0,60	-
IH30113119/50	25	33	1,0	150,0	10	3,0	450,0	30	0,51	-
IH30113120/50	25	35	1,0	150,0	10	3,0	450,0	30	0,66	-
VARIOPRESS EN ISO 1403 Type 3										
IH30113210/100	6,3	14,3	2,5	362,5	25	10,0	1450,0	100	0,18	-
IH30113211/100	8	17	2,5	362,5	25	10,0	1450,0	100	0,25	-
IH30113212/100	10	19	2,5	362,5	25	10,0	1450,0	100	0,29	-
IH30113213/100	12,5	23	2,5	362,5	25	10,0	1450,0	100	0,42	-
IH30113216/80	16	26	2,5	362,5	25	10,0	1450,0	100	0,47	-
IH30113217/80	19	30	2,5	362,5	25	10,0	1450,0	100	0,60	-
IH30113219/50	25	35	2,5	362,5	25	10,0	1450,0	100	0,67	-


RUBBER HOSE VARIOPRESS ISO 1403 - I.D. mm 1,0 MPa - MADE IN ITALY Parker ITR
Quarter/Year(4digits) with traceability code

RUBBER HOSE VARIOPRESS ISO 1403 - I.D. mm 2,5 MPa - MADE IN ITALY Parker ITR
Quarter/Year(4digits) with traceability code

APERFRUT 20

Hose Construction

Tube: Black, smooth, PVC compound
Reinforcement: Synthetic textile yarns
Cover: Orange (20), smooth, abrasion, and weather-resistant PVC compound.



Applications

Suitable for delivery of compressed air, water and non-aggressive fluids

Temperature Range

-15 °C (+5 °F) to +60 °C (+140 °F)

Tolerances

On inside diameter:







≤ I.D. 16 mm: ± 0,50 mm

I.D. 19 mm: ± 0,80 mm

> I.D. 19 mm: ± 1,00 mm

Length tolerance: ± 2 %

All other technical data are subject to a ± 5 % tolerance.

IHXXXXXXXXXX Part Number / Standard Length m	 I.D. mm	 O.D. mm	 Working Pressure			 Burst Pressure			 Weight kg/m	 min. Bend Radius mm
			MPa	psi	bar	MPa	psi	bar		
IH35040009/100	6	12	2,0	300,0	20	6,0	900,0	60	0,10	30
IH35040010/100	8	13	2,0	300,0	20	6,0	900,0	60	0,11	30
IH35040010/50	8	13	2,0	300,0	20	6,0	900,0	60	0,11	30
IH35040012/100	10	15	2,0	300,0	20	6,0	900,0	60	0,135	55
IH35040014/100	13	19	2,0	300,0	20	6,0	900,0	60	0,20	85
IH35040015/100	16	23	2,0	300,0	20	6,0	900,0	60	0,285	90
IH35040016/100	19	26,5	2,0	300,0	20	6,0	900,0	60	0,33	100
IH35040017/50	25	34	1,5	217,5	15	6,0	900,0	60	0,555	140

AIRSTATION 2000 NB/L**Hose Construction**

- Tube:** Black, smooth, antistatic
($R < 1 \text{ M}\Omega/\text{m}$) SBR/NBR rubber compound
- Reinforcement:** Synthetic textile yarns
- Cover:** Blue, smooth SBR/EPDM rubber compound, resistant to abrasion, oils, grease and fuels, ageing and weathering

**Applications**

Suitable for delivery of compressed air, water and non-aggressive fluids in service stations and car workshops.

Temperature Range







-20 °C (-4 °F) to +80 °C (+176 °F)

Tolerances

UNI EN ISO 1307/97

On inside diameter:

≤ I.D. 5 mm:	± 0,60 mm
I.D. 5,1 - 20 mm:	± 0,80 mm
I.D. 20,1 - 25 mm:	± 1,20 mm
> I.D. 25 mm:	± 1.60 mm
Length tolerance:	± 1 %

IHXXXXXXXXXX Part Number/ Standard Length m	 I.D. mm	 O.D. mm	 Working Pressure			 Burst Pressure			 Weight kg/m	 min. Bend Radius mm
			MPa	psi	bar	MPa	psi	bar		
IH30841030/20	6	13	2,0	300,0	20	6,0	900,0	60	0,15	50
IH30841031/20	7	14	2,0	300,0	20	6,0	900,0	60	0,16	55
IH30841032/20	8	15	2,0	300,0	20	6,0	900,0	60	0,19	65
IH30841033/20	9	16	2,0	300,0	20	6,0	900,0	60	0,20	70
IH30841034/20	10	18	2,0	300,0	20	6,0	900,0	60	0,25	80
IH30841035/20	12	20	2,0	300,0	20	6,0	900,0	60	0,28	100

RUBBER HOSE AIRSTATION 2000 - 20 bar - ANTISTATIC MADE IN ITALY - Parker ITR

VIBRAPRESS N/R 10

Hose Construction

- Tube:** Black, smooth SBR nitrosamine free rubber compound
- Reinforcement:** Synthetic textile fabric
- Cover:** Black, ribbed SBR/EPDM nitrosamine free rubber compound, abrasion and weather resistant



Applications







Suitable for concrete vibrators. Its special structure is designed to protect the connecting systems and to make handling easy.

Tolerances

On inside diameter: $\pm 1,25$ mm

Temperature Range


-30 °C (-22 °F) to +80 °C (+176 °F)

IHXXXXXXXXXX Part Number / Standard Length m	 I.D. mm	 O.D. mm	 Working Pressure			 Burst Pressure			 Weight kg/m	 min. Bend Radius mm
			MPa	psi	bar	MPa	psi	bar		
IH 30112520/40	25	41	1,0	150,0	10	3,0	450,0	30	1,24	150

VIBRACORD 10

Hose Construction

- Tube:** Black, smooth, SBR rubber compound
- Reinforcement:** Synthetic textile fabric
- Cover:** Black, smooth SBR rubber compound, resistant to abrasion and weathering



Applications

Designed for electrical or pneumatic vibrators for concrete







Temperature Range

-20 °C (-4 °F) to +80 °C (+176 °F)

Tolerances

- RMA steel mandrel
- On inside diameter:**
 - ≤ I.D. 32 mm: ± 0,79 mm
 - I.D. 40 mm: ± 1,59 mm
- On outside diameter:**
 - ≤ I.D. 22 mm: ± 0,79 mm
 - > I.D. 22 mm: ± 1,59 mm
- Length tolerance:** ± 1 %



IHXXXXXXXXXX Part Number/ Standard Length m	 I.D. mm	 O.D. mm	 Working Pressure			 Burst Pressure			 Weight kg/m	 min. Bend Radius mm
			MPa	psi	bar	MPa	psi	bar		
IH36874542/40	25	40	1,0	150,0	10	3,0	450,0	30	1,24	250
IH36874541/40	30	41	1,0	150,0	10	3,0	450,0	30	0,99	300
IH36874545/40	30	45	1,0	150,0	10	3,0	450,0	30	1,43	300
IH36874547/40	30	48	1,0	150,0	10	3,0	450,0	30	1,61	300
IH36874546/40	32	46	1,0	150,0	10	3,0	450,0	30	1,26	320
IH36874553/40	40	53	1,0	150,0	10	3,0	450,0	30	1,51	400

ISOLPRESS B/L 20

Hose Construction

- Tube:** Blue, smooth, insulating NBR rubber compound
- Reinforcement:** Synthetic textile yarns
- Cover:** Blue, smooth, insulating NBR/PVC rubber compound, resistant to ageing, heat, abrasion, ozone and weathering



Tolerances

UNI EN ISO 1307/97

On inside diameter:

 I.D. 8 mm: $\pm 0,80$ mm







Length tolerance: ± 1 %

Applications

Compressed air with traces of oil mist in pneumatic systems and also non-aggressive fluids in a wide range of industrial applications. Hose designed for special applications where insulating feature and resistance to temperature are required. Insulating resistance $R > 1$ M Ω /m.

Temperature Range

-25 °C (-13 °F) to +80 °C (+176 °F)

IHXXXXXXXXXX Part Number / Standard Length m	 I.D. mm	 O.D. mm	 Working Pressure			 Burst Pressure			 Weight kg/m	 min. Bend Radius mm
			MPa	psi	bar	MPa	psi	bar		
IH30310030/100	8	15	2,0	300,0	20	6,0	900,0	60	0,17	65

ISOLPRESS HT N/L 20**Hose Construction**

- Tube:** Black, smooth, low permeation, NBR rubber compound
- Reinforcement:** Synthetic textile yarns
- Cover:** Black, smooth CSM rubber compound, resistant to ageing, heat, abrasion, ozone and weathering

**Applications**

Compressed air with traces of oil mist for compressors, pneumatic systems and also non-aggressive fluids in a wide range of industrial applications. Hose designed for special applications where insulating feature and good resistance to temperature are required. Insulating resistance $R > 1 \text{ M}\Omega/\text{m}$.

Tolerances







UNI EN ISO 1307/97

On inside diameter:

I.D. 13 mm:

 $\pm 0,80 \text{ mm}$ **Length tolerance:** $\pm 1 \%$ **Temperature Range**

-25 °C (-13 °F) to +125 °C (+257 °F)


IHXXXXXXXXXX Part Number/ Standard Length m	 I.D. mm	 O.D. mm	 Working Pressure			 Burst Pressure			 Weight kg/m	 min. Bend Radius mm
			MPa	psi	bar	MPa	psi	bar		
IH30310040/100	13	20	2,0	300,0	20	6,0	900,0	60	0,25	100

RUBBER HOSE ISOLPRESS HT 20 bar MADE IN ITALY Parker ITR

ISOLCORD HT 20

Hose Construction

- Tube:** Black, smooth, low permeation, NBR rubber compound
- Reinforcement:** Synthetic textile yarns
- Cover:** Black, smooth CSM rubber compound resistant to ageing, heat, abrasion, ozone and weathering



Applications







Compressed air with traces of oil mist for compressors and in pneumatic systems and also non-aggressive fluids in a wide range of industrial applications. Hose designed for special applications where insulating feature and good resistance to high temperature are required. Insulating resistance $R > 1 \text{ M}\Omega/\text{m}$.

Tolerances

- RMA steel mandrel
- On inside diameter:**
- $\leq \text{I.D. } 38 \text{ mm:}$ $\pm 0,79 \text{ mm}$
 - $> \text{I.D. } 38 \text{ mm}$ $\pm 1,59 \text{ mm}$
- Length tolerance:** $\pm 1 \%$

Temperature Range


-25 °C (-13 °F) to +125 °C (+257 °F)

IHXXXXXXXXXX Part Number / Standard Length m	 I.D. mm	 O.D. mm	 Working Pressure			 Burst Pressure			 Weight kg/m	 min. Bend Radius mm
			MPa	psi	bar	MPa	psi	bar		
IH36348050/40	19	31	2,0	300,0	20	6,0	900,0	60	0,67	190
IH36348051/40	25	37	2,0	300,0	20	6,0	900,0	60	0,83	250
IH36348052/40	38	52	2,0	300,0	20	6,0	900,0	60	1,37	380

AIRTEMP 220

Hose Construction

- Tube:** Black, smooth, insulating, EPR rubber compound with very good resistance to high temperature
- Reinforcement:** Synthetic textile fabrics yarns
- Cover:** Black (N), smooth, insulating, wrapped finish EPDM rubber compound, resistant to heat, abrasion, ozone and weather.



Applications

Hot air delivery hose designed for compressors and pneumatic systems like flexible connection between motor blower and road tanker used for dry pellets, abrasive powders and granular material transport.

Temperature Range

-40 °C (-40 °F) to +220 °C (+435 °F)
with peaks to +240 °C (+465 °F)







Tolerances

RMA steel mandrel tolerances

- On inside diameter:** ± 1,59 mm
- On outer diameter:** ± 1,59 mm
- Length tolerance:** ± 1 %

Note

On request also available with clear tube (AIRTEMP 220/WN)

IHXXXXXXXXXX Part Number/ Standard Length m	 I.D. mm	 O.D. mm	 Working Pressure			 Burst Pressure			 Weight kg/m	 min. Bend Radius mm
			MPa	psi	bar	MPa	psi	bar		
AIRTEMP 220										
IH36346010/40	51	69	1,0	145	10,0	3,0	450,0	30	1,85	350
IH36346011/40	60	78	1,0	145	10,0	3,0	450,0	30	2,13	420
IH36346012/20	65	83	1,0	145	10,0	3,0	450,0	30	2,40	455
IH36346013/20	75	93	1,0	145	10,0	3,0	450,0	30	2,62	550
IH36346014/20	80	98	1,0	145	10,0	3,0	450,0	30	2,65	600
AIRTEMP 220/WN										
IH36346020/40	51	69	1,0	145	10,0	3,0	450,0	30	1,94	350
IH36346021/40	60	78	1,0	145	10,0	3,0	450,0	30	2,26	420
IH36346023/20	75	93	1,0	145	10,0	3,0	450,0	30	2,74	550

DIVER 100 EN 250 N/L

Hose according to EN 250

Hose Construction

- Tube:** Black, smooth, heat and ageing resistant EPDM nitrosamine free rubber compound
- Reinforcement:** Synthetic textile yarns
- Cover:** Black, smooth EPDM nitrosamine free rubber compound, resistant to abrasion, sea water, heat and weathering



Tolerances

- On inside diameter:** $\pm 0,5$ mm
- On outside diameter:** $-0,2 / +0,8$ mm
- Length tolerance:** ± 1 %

Applications







Flexible hose for air supply in scuba diving systems. Designed to exceed the UNI EN 250 standard requirements (point 5,7) flexible hoses for medium pressure, related to tests on loose hoses (not assembled). Hose certified.

Note

Available on request DIVER 100 EN 250 NY/L with yellow cover

Temperature Range

-30 °C (-22 °F) to $+80$ °C ($+176$ °F)

IHXXXXXXXXXX Part Number / Standard Length m	 I.D. mm	 O.D. mm	 Working Pressure			 Burst Pressure			 Weight kg/m	 min. Bend Radius mm
			MPa	psi	bar	MPa	psi	bar		
IH30310133/100	6,3	12,3	3,5	510,0	35	12,0	1740,0	120	0,12	60
IH30310120/100	6,3	12,5	3,5	510,0	35	12,0	1740,0	120	0,13	60
IH30310132/100	6,4	15,1	3,5	510,0	35	12,0	1740,0	120	0,20	60
IH30310121/100	7,3	13,2	3,5	510,0	35	12,0	1740,0	120	0,12	75
IH30310119/100	7,3	13,5	3,5	510,0	35	12,0	1740,0	120	0,14	75
IH30310126/100	7,3	13,7	3,5	510,0	35	12,0	1740,0	120	0,15	75
IH30310124/80	8	14	3,5	510,0	35	12,0	1740,0	120	0,14	80

WARNING - DO NOT EXCEED 510 psi (35 bar) - HIGHER psi (bar) MAY CAUSE DAMAGE OR PERSONAL INJURY - MEDIUM PRESSURE
- Parker ITR

WARNING - DO NOT EXCEED 510 psi (35 bar) - HIGHER psi (bar) MAY CAUSE DAMAGE OR PERSONAL INJURY - MEDIUM PRESSURE
- Parker ITR

MASKPRESS EN 14594 Class B N/L 100

Hose according to EN 14594

Hose Construction

- Tube:** Black, NBR rubber compound. Heat, ageing and air resistant
- Reinforcement:** Synthetic textile yarns
- Cover:** Black, smooth NBR rubber compound, resistant to abrasion, sea water, heat and weathering

**Tolerances**







According to UNI EN ISO 1307/97

On inside diameter:I.D. 9,5 mm: $\pm 0,80$ mm**Length tolerance:** ± 1 %**Applications**

Flexible hose designed for air supply in breathing devices for fire-fighting operations. Meets the requirements of UNI EN 14594 (points 6,12 - 6,13 relevant to hose without fittings).

Temperature Range

-30 °C (-22 °F) to +80 °C (+176 °F)

IHXXXXXXXXXX Part Number/ Standard Length m	 I.D. mm	 O.D. mm	 Working Pressure			 Burst Pressure			 Weight kg/m	 min. Bend Radius mm
			MPa	psi	bar	MPa	psi	bar		
IH30310128/100	9,5	19	1,0	150,0	10	10,0	1500,0	100	0,33	60


RUBBER HOSE FOR BREATHING MASK TO EN 14594 ANTISTATIC HEAT RESISTANT - MADE IN ITALY Parker ITR
Year with traceability code



aerospace
climate control
electromechanical
filtration
fluid & gas handling
hydraulics
pneumatics
process control
sealing & shielding



Water Hoses



ENGINEERING YOUR SUCCESS.



Delivery Hose



FUCINO 10 - 20

Suitable for discharge of water and non-aggressive liquids for irrigation equipment and submersible pumps. It can be rolled flat for easy transport or storage.



PRESCORD N/R 6 - 10

PRESS N/L 10

Suitable for water discharge in many industrial and agricultural applications.



PRESS NR/L 12

Suitable for discharge of water and non-aggressive liquids in many industrial and agricultural applications.



IDRO 10


WATER NR 10

Recommended for water and non-aggressive liquid discharge services, particularly for agricultural uses.



AQUAPRESS 15

Suitable for hot and cold water, air and light-chemical media.



APERFLAT LY

APERFLAT MB

Suitable for delivery of water and non-aggressive liquids in agriculture and industrial applications

Suction and Delivery Hose



BEVERA 10

Suitable for suction and delivery of water and non-aggressive liquids.



MULTIREX

For suction and delivery of water in all light-medium-duty applications.



MEDIREX SE

For suction and delivery of water and non aggressive liquids, for medium-duty applications at temperatures from -25 °C (-13 °F) to +60 °C (+140 °F).

Industrial Cooling



INGLAS 30

Suitable for water delivery in foundries, steel and glass factories. Particularly designed to withstand radiation, short contacts with metal and glass liquid.

Tanker



TANK CLEANER

Suitable for delivery of water, seawater and detergent solutions for the cleaning of fuel and oil tanks, road-tanker and ship tanks.

PVC Low Temperature



ARTIREX

For suction and delivery of water and inert fluids, designed to be very flexible at low temperature -35 °C (-31 °F).



E – Water Hose

Delivery

FUCINO 10 - 20	▶	E4
PRESCORD N/R 6 - 10	▶	E5
PRESS N/L 10	▶	E6
PRESS NR/L 12	▶	E7
IDRO 10	▶	E8
WATER NR 10	▶	E9
AQUAPRESS 15	▶	E10
APERFLAT LY	▶	E11
APERFLAT MB	▶	E12

Suction and Delivery

BEVERA 10	▶	E13
MULTIREX	▶	E14
MEDIREX SE	▶	E15

Industrial Cooling

INGLAS 30	▶	E16
-----------	---	-----

Tanker

TANK CLEANER	▶	E17
--------------	---	-----

PVC Low Temperature

ARTIREX	▶	E18
---------	---	-----

A



B



C



D



E



F



G



H



I



J



K



L



M



N




O

FUCINO 10 - 20

Hose Construction

- Tube:** Black, smooth SBR nitrosamine free rubber compound
- Reinforcement:** Synthetic textile fabrics
- Cover:** Black, abrasion, ageing and weather-resistant SBR nitrosamine free rubber compound



Applications







Suitable for a variety of industrial applications, where a flexible and lightweight discharge hose for water and non-aggressive liquids are required. Specifically designed for irrigation equipment and submersible pumps. It can be rolled flat for easy transport or storage.

Tolerances

- RMA steel mandrel
- On inside diameter:**
- ≤ I.D. 38 mm: ± 0,79 mm
 - > I.D. 38 mm: ± 1,59 mm
- On outside diameter:**
- ≤ I.D. 102 mm: ± 1,59 mm
 - > I.D. 102 mm: ± 2,38 mm
- Length tolerance:** ± 1 %

Temperature Range

-30 °C (-22 °F) to +80 °C (+176 °F)

IHXXXXXXXXXX Part Number/ Standard Length m	 I.D. mm	 O.D. mm	 Working Pressure			 Burst Pressure			 Weight kg/m	 min. Bend Radius mm
			MPa	psi	bar	MPa	psi	bar		
FUCINO 10										
IH36203251/40	25	31	1,0	150,0	10	3,0	450,0	30	0,38	–
IH36203252/40	30	36	1,0	150,0	10	3,0	450,0	30	0,45	–
IH36203253/40	32	38	1,0	150,0	10	3,0	450,0	30	0,47	–
IH36203254/40	35	41	1,0	150,0	10	3,0	450,0	30	0,51	–
IH36203240/40	38	45	1,0	150,0	10	3,0	450,0	30	0,65	–
IH36203255/40	40	47	1,0	150,0	10	3,0	450,0	30	0,68	–
IH36203256/40	45	52	1,0	150,0	10	3,0	450,0	30	0,75	–
IH36203257/40	50	57	1,0	150,0	10	3,0	450,0	30	0,83	–
IH36203260/40	51	58	1,0	150,0	10	3,0	450,0	30	0,84	–
IH36203258/40	60	67	1,0	150,0	10	3,0	450,0	30	0,99	–
IH36203264/40	63,5	70,5	1,0	150,0	10	3,0	450,0	30	1,04	–
IH36203259/20	70	77	1,0	150,0	10	3,0	450,0	30	1,12	–
IH36201101/20	75	82	1,0	150,0	10	3,0	450,0	30	1,20	–
IH36203265/20	76	83	1,0	150,0	10	3,0	450,0	30	1,21	–
IH36203261/20	80	87	1,0	150,0	10	3,0	450,0	30	1,27	–
IH36203262/20	90	97	1,0	150,0	10	3,0	450,0	30	1,42	–
IH36203263/20	100	108	1,0	150,0	10	3,0	450,0	30	1,78	–
IH36203284/20	102	110	1,0	150,0	10	3,0	450,0	30	1,82	–
IH36203267/20	120	128	1,0	150,0	10	3,0	450,0	30	2,12	–
IH36200109/20	150	160	1,0	150,0	10	3,0	450,0	30	3,29	–
FUCINO 20										
IH36203276/40	50	58	2,0	300,0	20	6,0	900,0	60	0,94	–
IH36203278/40	60	68	2,0	300,0	20	6,0	900,0	60	1,10	–
IH36203279/20	75	86	2,0	300,0	20	6,0	900,0	60	1,92	–
IH36203280/20	80	91	2,0	300,0	20	6,0	900,0	60	2,05	–
IH36203281/20	90	103,5	2,0	300,0	20	6,0	900,0	60	2,68	–
IH36203282/20	100	113	2,0	300,0	20	6,0	900,0	60	2,97	–
IH36203283/20	120	133	2,0	300,0	20	6,0	900,0	60	3,52	–

RUBBER WATER HOSE FUCINO W.P. bar MADE IN ITALY Parker ITR

PRESCORD N/R 6 - 10

Hose Construction

- Tube:** Black, smooth SBR nitrosamine free rubber compound
- Reinforcement:** Synthetic textile yarns
- Cover:** Black (N), ribbed (/R), abrasion, ageing and weather-resistant, SBR/EPDM nitrosamine free rubber compound



Applications

Suitable for discharge of water and non-aggressive liquids in many industrial and agricultural applications.

Temperature Range

-30 °C (-22 °F) to +80 °C (+176 °F)







Tolerances

According to UNI EN ISO 1307/97

On inside diameter:

- ≤ I.D. 5 m: ± 0,60 mm
- I.D. 6 - 20 mm: ± 0,80 mm
- I.D. 22 - 25 mm: ± 1,20 mm
- > I.D. 25 mm: ± 1,60 mm
- Length tolerance:** ± 1 %



IHXXXXXXXXXX Part Number/ Standard Length m	 I.D. mm	 O.D. mm	 Working Pressure			 Burst Pressure			 Weight kg/m	 min. Bend Radius mm
			MPa	psi	bar	MPa	psi	bar		
PRESCORD N/R 6										
IH30112129/100	8	13	0,6	90,0	6	1,8	270,0	18	0,12	50
IH30112140/100	10	15	0,6	90,0	6	1,8	270,0	18	0,14	60
IH30112106/100	12	17	0,6	90,0	6	1,8	270,0	18	0,17	70
IH30112139/100	15	21	0,6	90,0	6	1,8	270,0	18	0,25	90
IH30112107/50	18	25	0,6	90,0	6	1,8	270,0	18	0,35	110
IH30112108/50	20	28	0,6	90,0	6	1,8	270,0	18	0,46	120
IH30112131/50	22	30	0,6	90,0	6	1,8	270,0	18	0,49	130
IH30112133/50	25	33	0,6	90,0	6	1,8	270,0	18	0,54	150
PRESCORD N/R 10										
IH30112111/100	5	10,5	1,0	150,0	10	3,0	450,0	30	0,10	30
IH30112112/100	6	13	1,0	150,0	10	3,0	450,0	30	0,16	40
IH30112115/100	7	15	1,0	150,0	10	3,0	450,0	30	0,21	40
IH30116062/100	8	15	1,0	150,0	10	3,0	450,0	30	0,19	50
IH30112101/100	9	16	1,0	150,0	10	3,0	450,0	30	0,20	50
IH30116063/100	10	17	1,0	150,0	10	3,0	450,0	30	0,22	60
IH30112103/100	12	19	1,0	150,0	10	3,0	450,0	30	0,26	70
IH30112104/100	15	23	1,0	150,0	10	3,0	450,0	30	0,36	90
IH30112136/50	18	26	1,0	150,0	10	3,0	450,0	30	0,42	110
IH30112137/50	19	29	1,0	150,0	10	3,0	450,0	30	0,57	110
IH30112138/50	20	30	1,0	150,0	10	3,0	450,0	30	0,59	120
IH30112132/50	22	32	1,0	150,0	10	3,0	450,0	30	0,64	130
IH30112134/50	25	35	1,0	150,0	10	3,0	450,0	30	0,71	150
IH30116066/50	30	42	1,0	150,0	10	3,0	450,0	30	1,00	180

PRESS® N/L 10

Hose Construction

- Tube:** Black, smooth SBR nitrosamine free rubber compound
- Reinforcement:** Synthetic textile yarns
- Cover:** Black (N), smooth (/L), abrasion, ageing and weather-resistant SBR/EPDM nitrosamine free rubber compound



Applications

Suitable for discharge of water and non-aggressive liquids in many industrial and agricultural applications.

Temperature Range







-30 °C (-22 °F) to + 80 °C (+176 °F)

Tolerances

According to UNI EN ISO 1307/97

On inside diameter:

≤ I.D. 5 mm:	± 0,60 mm
I.D. 8 - 20 mm:	± 0,80 mm
I.D. 22 - 25 mm:	± 1,20 mm
> I.D. 25 mm:	± 1,60 mm
Length tolerance:	± 1 %

IHXXXXXXXXXX Part Number / Standard Length m	 I.D. mm	 O.D. mm	 Working Pressure			 Burst Pressure			 Weight kg/m	 min. Bend Radius mm
			MPa	psi	bar	MPa	psi	bar		
IH30102102/100	5	10,5	1,0	150,0	10	3,0	450,0	30	0,10	30
IH30101001/100	8	15	1,0	150,0	10	3,0	450,0	30	0,19	50
IH30101002/100	10	15	1,0	150,0	10	3,0	450,0	30	0,15	60
IH30101003/100	10	17	1,0	150,0	10	3,0	450,0	30	0,22	60
IH30101004/100	12	17	1,0	150,0	10	3,0	450,0	30	0,17	70
IH30101005/100	13	19	1,0	150,0	10	3,0	450,0	30	0,23	80
IH30101006/100	15	21	1,0	150,0	10	3,0	450,0	30	0,25	90
IH30101007/100	16	23	1,0	150,0	10	3,0	450,0	30	0,32	100
IH30101008/80	19	26	1,0	150,0	10	3,0	450,0	30	0,37	110
IH30101009/80	20	30	1,0	150,0	10	3,0	450,0	30	0,59	120
IH30101010/80	22	30	1,0	150,0	10	3,0	450,0	30	0,49	130
IH30101011/50	25	33	1,0	150,0	10	3,0	450,0	30	0,55	150
IH30101012/50	25	35	1,0	150,0	10	3,0	450,0	30	0,70	150
IH30101013/40	30	42	1,0	150,0	10	3,0	450,0	30	1,00	180
IH30101014/40	32	44	1,0	150,0	10	3,0	450,0	30	1,07	190

PRESS® NR/L 12

Hose Construction

- Tube:** Black, smooth SBR nitrosamine free rubber compound
- Reinforcement:** Synthetic textile yarns
- Cover:** Red (NR), smooth (/L), abrasion, ageing and weather-resistant SBR/EPDM nitrosamine free rubber compound



Applications

Suitable for discharge of water and non-aggressive liquids in many industrial and agricultural applications.

Temperature Range

-30 °C (-22 °F) to +80 °C (+176 °F)

Tolerances

According to UNI EN ISO 1307/97







On inside diameter:

I.D. 13 - 19 mm: ± 0,80 mm

I.D. 25 mm: ± 1,20 mm

Length tolerance: ± 1 %




IHXXXXXXXXXX Part Number/ Standard Length m	 I.D. mm	 O.D. mm	 Working Pressure			 Burst Pressure			 Weight kg/m	 min. Bend Radius mm
			MPa	psi	bar	MPa	psi	bar		
IH30111460/40	13	19	1,2	174,0	12	3,6	522,0	36	0,24	80
IH30111461/40	16	23	1,2	174,0	12	3,6	522,0	36	0,34	100
IH30111474/40	16	24	1,2	174,0	12	3,6	522,0	36	0,40	100
IH30111462/40	19	26	1,2	174,0	12	3,6	522,0	36	0,40	110
IH30111475/40	19	27	1,2	174,0	12	3,6	522,0	36	0,46	110
IH30111477/40	25	33	1,2	174,0	12	3,6	522,0	36	0,58	150

RUBBER HOSE PRESS 12 bar MADE IN ITALY Parker ITR

IDRO 10

Hose Construction

- Tube:** Black, smooth SBR nitrosamine free rubber compound
- Reinforcement:** Synthetic textile fabrics
- Cover:** Black: abrasion, ageing and weather-resistant SBR nitrosamine free rubber compound



Applications

Suitable for discharge of water and non-aggressive liquids, for agricultural uses, also in industrial facilities and on building sites.

Suction







- < I.D. 80 mm: medium suction 0,5 bar (380 mm Hg)
- ≥ I.D. 80 mm: light suction 0,3 bar (230 mm Hg)
- Type IDRO L: suitable only for delivery

Temperature Range

-30 °C (-22 °F) to +80 °C (+176 °F)

Tolerances

- RMA steel mandrel
- On inside diameter:**
- ≤ I.D. 38 mm: ± 0,79 mm
- > I.D. 38 mm: ± 1,59 mm
- On outside diameter:**
- I.D. 25 - 100 mm: ± 1,59 mm
- > I.D. 100 mm: ± 2,38 mm
- Length tolerance:** ± 1 %

IHXXXXXXXXXX Part Number/ Standard Length m	 I.D. mm	 O.D. mm	 Working Pressure			 Burst Pressure			 Weight kg/m	 min. Bend Radius mm
			MPa	psi	bar	MPa	psi	bar		
IDRO 10										
IH36203000/40	25	34	1,0	150,0	10	3,0	450,0	30	0,63	250
IH36203001/40	28	37	1,0	150,0	10	3,0	450,0	30	0,69	280
IH36203002/40	30	41	1,0	150,0	10	3,0	450,0	30	0,92	300
IH36203003/40	32	44	1,0	150,0	10	3,0	450,0	30	1,07	320
IH36203004/40	35	48	1,0	150,0	10	3,0	450,0	30	1,26	350
IH36203005/40	38	52	1,0	150,0	10	3,0	450,0	30	1,46	380
IH36203006/40	40	54	1,0	150,0	10	3,0	450,0	30	1,52	400
IH36203007/40	42	56	1,0	150,0	10	3,0	450,0	30	1,59	420
IH36203008/40	45	61	1,0	150,0	10	3,0	450,0	30	2,00	450
IH36203009/40	48	64	1,0	150,0	10	3,0	450,0	30	2,11	480
IH36203010/40	50	68	1,0	150,0	10	3,0	450,0	30	2,49	500
IH36203011/40	60	82	1,0	150,0	10	3,0	450,0	30	3,63	600
IH36203013/20	70	93	1,0	150,0	10	3,0	450,0	30	4,34	700
IH36203015/20	80	103	1,0	150,0	10	3,0	450,0	30	4,88	800
IH36203017/20	100	125	1,0	150,0	10	3,0	450,0	30	6,33	1000
IDRO L 10										
IH36203087/40	19	29	1,0	150,0	10	3,0	450,0	30	0,58	–
IH36203090/40	35	47	1,0	150,0	10	3,0	450,0	30	1,17	–
IH36203092/40	38	50	1,0	150,0	10	3,0	450,0	30	1,20	–
IH36203012/40	45	59	1,0	150,0	10	3,0	450,0	30	1,72	–
IH36201004/40	48	61	1,0	150,0	10	3,0	450,0	30	1,68	–
IH36203109/40	50	64	1,0	150,0	10	3,0	450,0	30	1,83	–
IH36203100/40	50	66	1,0	150,0	10	3,0	450,0	30	2,18	–
IH36203101/40	60	76	1,0	150,0	10	3,0	450,0	30	2,54	–
IH36203110/40	63,5	78	1,0	150,0	10	3,0	450,0	30	2,03	–
IH36203111/20	75	89	1,0	150,0	10	3,0	450,0	30	2,65	–
IH36203103/20	75	91	1,0	150,0	10	3,0	450,0	30	2,95	–
IH36203105/20	90	104	1,0	150,0	10	3,0	450,0	30	3,10	–
IH36203106/20	100	114	1,0	150,0	10	3,0	450,0	30	3,41	–
IH36203107/20	110	125	1,0	150,0	10	3,0	450,0	30	4,01	–
IH36203108/20	120	136	1,0	150,0	10	3,0	450,0	30	4,57	–

RUBBER WATER HOSE IDRO 10 bar MADE IN ITALY Parker ITR

WATER NR 10

Hose Construction

- Tube:** Black, smooth SBR nitrosamine free rubber compound
- Reinforcement:** Synthetic textile fabrics
- Cover:** Red, smooth SBR nitrosamine free rubber compound, resistant to abrasion, ageing and weathering



Applications

Suitable for discharge of water and non-aggressive liquids in many industrial and agricultural applications.

Temperature Range

-30 °C (-22 °F) to +70 °C (+158 °F)

Tolerances

RMA steel mandrel

On inside diameter:

- ≤ I.D. 38 mm: ± 0,79 mm
- > I.D. 38 mm: ± 1,59 mm







On outside diameter:

- ≤ I.D. 19 mm: ± 0,79 mm
- I.D. 25 - 100 mm: ± 1,59 mm
- > I.D. 100 mm: ± 2,38 mm

Length tolerance:

± 1 %



IHXXXXXXXXXX Part Number/ Standard Length m	 I.D. mm	 O.D. mm	 Working Pressure			 Burst Pressure			 Weight kg/m	 min. Bend Radius mm
			MPa	psi	bar	MPa	psi	bar		
IH36202185/40	32	42	1,0	150,0	10	3,0	450,0	30	0,84	–
IH36203622/40	38	48	1,0	150,0	10	3,0	450,0	30	0,95	–
IH36203619/40	45	55	1,0	150,0	10	3,0	450,0	30	1,11	–
IH36203620/40	50	60	1,0	150,0	10	3,0	450,0	30	1,22	–
IH36203623/40	63,5	73,5	1,0	150,0	10	3,0	450,0	30	1,52	–
IH36203625/20	75	86	1,0	150,0	10	3,0	450,0	30	1,96	–

RUBBER WATER HOSE 10 bar MADE IN ITALY Parker ITR

AQUAPRESS 15

Hose Construction

- Tube:** Black, smooth EPDM/SBR nitrosamine free rubber compound
- Reinforcement:** Synthetic textile yarns
- Cover:** Black, with four longitudinal coloured stripes (yellow), smooth, abrasion, heat, ageing and weathering resistant EPDM/SBR nitrosamine free rubber compound



Applications

Suitable for discharge of hot and cold water, and light-chemical medias in many industrial and agricultural applications.

Temperature Range







-30 °C (-22 °F) to +100 °C (+212 °F)

Tolerances

According to UNI EN ISO 1307/97

On inside diameter:

≤ I.D. 5 m:	± 0,60 mm
I.D. 5,1 - 20 mm:	± 0,80 mm
I.D. 20,1 - 25 mm:	± 1,20 mm
> I.D. 25 mm:	± 1,60 mm
Length tolerance:	± 1 %

IHXXXXXXXXXX Part Number / Standard Length m	 I.D. mm	 O.D. mm	 Working Pressure			 Burst Pressure			 Weight kg/m	 min. Bend Radius mm
			MPa	psi	bar	MPa	psi	bar		
IH30111520/100	10	17	1,5	217,5	15	4,5	652,5	45	0,226	80
IH30111521/100	13	19	1,5	217,5	15	4,5	652,5	45	0,23	100
IH30111522/100	16	23	1,5	217,5	15	4,5	652,5	45	0,328	130
IH30111523/80	19	26	1,5	217,5	15	4,5	652,5	45	0,38	150
IH30111524/50	25	33	1,5	217,5	15	4,5	652,5	45	0,558	200

APERFLAT LY

Hose Construction

Tube: Black, smooth PVC
Reinforcement: Synthetic textile yarns
Cover: Yellow, highly abrasion and weather-resistant smooth PVC



Applications







Light-duty, flat wrappable hose occupying a minimum amount of space, suitable for delivery under pressure of water and non-aggressive liquids in agriculture, in the building industry, in mining and in industry in general.

Tolerances

On inside diameter:
 ≤ I.D. 80 mm: ± 1,00 mm
 I.D. 102 mm: ± 1,50 mm
Length tolerance: ± 1 %
 All other technical data are subject to a ± 5 % tolerance.

Temperature Range

-15 °C (+5 °F) to +60 °C (+140 °F)

IHXXXXXXXXXX Part Number/ Standard Length m	 I.D. mm	 O.D. mm	 Working Pressure			 Burst Pressure			 Weight kg/m	 min. Bend Radius mm
			MPa	psi	bar	MPa	psi	bar		
IH35655025/100	25	–	0,6	90,0	6	1,8	270,0	18	0,16	–
IH35655032/100	32	–	0,6	90,0	6	1,8	270,0	18	0,20	–
IH35655038/100	38	–	0,6	90,0	6	1,8	270,0	18	0,24	–
IH35655040/100	40	–	0,6	90,0	6	1,8	270,0	18	0,25	–
IH35655051/100	51	–	0,6	90,0	6	1,8	270,0	18	0,33	–
IH35655063/100	63,5	–	0,6	90,0	6	1,8	270,0	18	0,43	–
IH35655076/100	76	–	0,4	58,0	4	1,2	174,0	12	0,52	–
IH35655080/100	80	–	0,4	58,0	4	1,2	174,0	12	0,55	–
IH35655102/100	102	–	0,4	58,0	4	1,2	174,0	12	0,73	–

APERFLAT LY DIAM. I.D. mm Parker ITR

APERFLAT MB

Hose Construction

Tube: Black, smooth PVC
Reinforcement: Synthetic textile yarns
Cover: Blue, highly abrasion and weather-resistant smooth PVC



Applications

Medium-duty, flat wrappable hose occupying a minimum amount of space, suitable for delivery under pressure of water and non-aggressive liquids in agriculture, in the building industry, in mining and in industry in general.

Tolerances

On inside diameter:

≤ I.D. 100 mm: ± 1,00 mm







> I.D. 100 mm: ± 1,50 mm

Length tolerance: ± 1 %

All other technical data are subject to a ± 5 % tolerance.

Temperature Range

-15 °C (+5 °F) to +60 °C (+140 °F)

IHXXXXXXXXXX Part Number / Standard Length m										
	I.D.	O.D.	Working Pressure			Burst Pressure			Weight	min. Bend Radius
	mm	mm	MPa	psi	bar	MPa	psi	bar	kg/m	mm
IH35653020/100	20	–	0,8	116,0	8	2,4	348,0	24	0,13	–
IH35653025/100	25	–	0,8	116,0	8	2,4	348,0	24	0,17	–
IH35653032/100	32	–	0,8	116,0	8	2,4	348,0	24	0,21	–
IH35653035/100	35	–	0,8	116,0	8	2,4	348,0	24	0,23	–
IH35653038/100	38	–	0,8	116,0	8	2,4	348,0	24	0,25	–
IH35653040/100	40	–	0,8	116,0	8	2,4	348,0	24	0,26	–
IH35653045/100	45	–	0,8	116,0	8	2,4	348,0	24	0,29	–
IH35653050/100	50	–	0,8	116,0	8	2,4	348,0	24	0,37	–
IH35653060/100	60	–	0,8	116,0	8	2,4	348,0	24	0,43	–
IH35653063/100	63,5	–	0,8	116,0	8	2,4	348,0	24	0,46	–
IH35653070/100	70	–	0,8	116,0	8	2,4	348,0	24	0,50	–
IH35653075/100	75	–	0,8	116,0	8	2,4	348,0	24	0,55	–
IH35653080/100	80	–	0,8	116,0	8	2,4	348,0	24	0,57	–
IH35653090/100	90	–	0,8	116,0	8	2,4	348,0	24	0,73	–
IH35653100/100	100	–	0,8	116,0	8	2,4	348,0	24	0,83	–
IH35653150/100	150	–	0,3	43,5	3	0,9	130,5	9	1,25	–
IH35653200/100	200	–	0,3	43,5	3	0,9	130,5	9	1,93	–

APERFLAT MB DIAM. I.D. mm Parker ITR



BEVERA 10

Hose Construction

- Tube:** Black, smooth SBR nitrosamine free rubber compound
- Reinforcement:** Synthetic textile fabrics and embedded steel wire helix
- Cover:** Black: abrasion, ageing and weather-resistant SBR nitrosamine free rubber compound



Applications

Suction and delivery of water and non-aggressive liquids. It is recommended for loading and discharge of storage tanks, tankers, for irrigation and for all applications where a flexible and easy to handle hose is required.

Temperature Range

-30 °C (-22° F) to +80 °C (+176 °F)

Suction

Max. 0,8 bar (600 mm Hg)

Tolerances

RMA steel mandrel

On inside diameter:

≤ I.D. 38 mm: ± 0,79 mm

> I.D. 38 mm: ± 1,59 mm

Length tolerance: ± 1 %

IHXXXXXXXXXX Part Number/ Standard Length m	 I.D. mm	 O.D. mm	 Working Pressure			 Burst Pressure			 Weight kg/m	 min. Bend Radius mm
			MPa	psi	bar	MPa	psi	bar		
IH36214045/40	19	29	1,0	150,0	10	3,0	450,0	30	0,67	110
IH36214050/40	25	35	1,0	150,0	10	3,0	450,0	30	0,83	150
IH36214051/40	30	40	1,0	150,0	10	3,0	450,0	30	0,95	180
IH36214052/40	32	42	1,0	150,0	10	3,0	450,0	30	1,01	190
IH36214053/40	35	45	1,0	150,0	10	3,0	450,0	30	1,08	210
IH36214054/40	38	48	1,0	150,0	10	3,0	450,0	30	1,16	230
IH36214055/40	40	50	1,0	150,0	10	3,0	450,0	30	1,21	240
IH36214056/40	45	55	1,0	150,0	10	3,0	450,0	30	1,35	270
IH36214058/40	50	60	1,0	150,0	10	3,0	450,0	30	1,50	300
IH36214059/40	51	61	1,0	150,0	10	3,0	450,0	30	1,53	310
IH36214060/40	60	71	1,0	150,0	10	3,0	450,0	30	1,94	360
IH36214061/40	63,5	75	1,0	150,0	10	3,0	450,0	30	2,33	380
IH36214063/20	70	81,5	1,0	150,0	10	3,0	450,0	30	2,59	420
IH36214064/20	75	86,5	1,0	150,0	10	3,0	450,0	30	2,75	450
IH36214065/40	76	87,5	1,0	150,0	10	3,0	450,0	30	2,78	460
IH36214066/20	80	92,5	1,0	150,0	10	3,0	450,0	30	3,02	480
IH36214067/20	90	103,5	1,0	150,0	10	3,0	450,0	30	3,66	540
IH36214068/20	100	114	1,0	150,0	10	3,0	450,0	30	3,98	600
IH36214069/40	102	116	1,0	150,0	10	3,0	450,0	30	4,05	610
IH36214070/20	110	124	1,0	150,0	10	3,0	450,0	30	4,34	660
IH36214071/20	120	134	1,0	150,0	10	3,0	450,0	30	4,73	720
IH36211010/20	125	140	1,0	150,0	10	3,0	450,0	30	5,66	750
IH36211050/10	150	170	1,0	150,0	10	3,0	450,0	30	7,73	900
IH36211050/15	150	170	1,0	150,0	10	3,0	450,0	30	7,73	900

RUBBER WATER HOSE BEVERA W.P. bar MADE IN ITALY Parker ITR

MULTIREX

Hose Construction

Flexible hose having an off-white, rigid PVC spiral embedded in a transparent green, flexible PVC wall.



Applications

For suction and delivery of water for irrigation, liquid fertilisers and general industrial uses.

Temperature Range

-10 °C (+14 °F) to +60 °C (+140 °F)

Suction

≤ I.D. 50 mm: 0,70 bar (530 mm Hg)
I.D.: 60 - 150 mm: 0,60 bar (450 mm Hg)

Tolerances

On inside diameter:

≤ I.D. 50 mm: ± 0,50 mm
> I.D. 50 mm: ± 1,00 mm







On wall thickness:

± 0,50 mm

Length tolerance:

± 1 %

All other technical data are subject to a ± 5 % tolerance.

IHXXXXXXXXXX Part Number / Standard Length m	 I.D. mm	 Wall Thickness mm	 Working Pressure			 Burst Pressure			 Weight kg/m	 min. Bend Radius mm
			MPa	psi	bar	MPa	psi	bar		
IH35602019/50	19	3,0	0,7	101,5	7	2,1	304,5	21	0,20	60
IH35600020/50	20	3,0	0,7	101,5	7	2,1	304,5	21	0,21	60
IH35600025/50	25	3,0	0,7	101,5	7	2,1	304,5	21	0,29	90
IH35600030/50	30	3,1	0,6	87,0	6	1,8	261,0	18	0,35	90
IH35602032/50	32	3,2	0,6	87,0	6	1,8	261,0	18	0,37	95
IH35600035/50	35	3,5	0,6	87,0	6	1,8	261,0	18	0,43	105
IH35602038/50	38	3,6	0,6	87,0	6	1,8	261,0	18	0,49	115
IH35600040/50	40	3,7	0,6	87,0	6	1,8	261,0	18	0,51	120
IH35600045/50	45	4,0	0,5	72,5	5	1,5	217,5	15	0,57	135
IH35600050/50	50	4,0	0,5	72,5	5	1,5	217,5	15	0,73	150
IH35600060/50	60	4,2	0,5	72,5	5	1,5	217,5	15	0,96	180
IH35602065/50	65	4,3	0,5	72,5	5	1,5	217,5	15	1,20	300
IH35600070/50	70	4,5	0,4	58,0	4	1,2	174,0	12	1,23	315
IH35602075/50	75	4,6	0,4	58,0	4	1,2	174,0	12	1,47	340
IH35600080/50	80	4,7	0,4	58,0	4	1,2	174,0	12	1,57	360
IH35602090/25	90	4,8	0,4	58,0	4	1,2	174,0	12	1,92	415
IH35600100/25	100	5,0	0,4	58,0	4	1,2	174,0	12	2,11	450
IH35602110/25	110	5,4	0,4	58,0	4	1,2	174,0	12	2,56	500
IH35600120/25	120	5,8	0,4	58,0	4	1,2	174,0	12	2,69	540
IH35600150/25	150	6,5	0,3	43,5	3	0,9	130,5	9	3,85	675

MULTIREX DIAM I.D. mm Parker ITR



MEDIREX SE

Hose Construction

Flexible hose having an off-white, rigid PVC spiral embedded in a metallic green, flexible PVC wall.

Applications

For medium applications. Suction and pressure hose in many industry sectors, in construction, liquid flow, conveying of pellets, etc. Resistant to many chemicals, brine and sea water, as well as to bending. The Super Elastic type, is specially suitable for application in cool conditions, also when max. flexibility is required.

Temperature Range

-25 °C (-13 °F) to +60 °C (+140 °F)



Suction

≤ I.D. 35 mm: 0,90 bar (660 mm Hg)
I.D. 38 - 203 mm: 0,80 bar (590 mm Hg)

Tolerances

On inside /outside diameter: ± 4 %

Length tolerance: ± 1 %

All other technical data are subject to a ± 5 % tolerance.

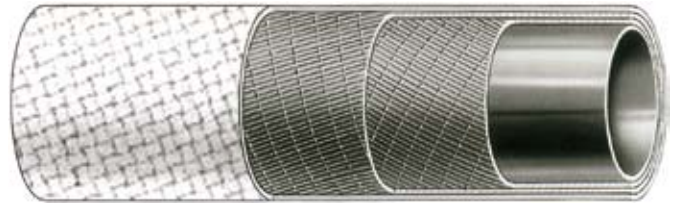
IHXXXXXXXXXX Part Number/ Standard Length m	 I.D. mm	 Wall Thickness mm	 Working Pressure			 Burst Pressure			 Weight kg/m	 min. Bend Radius mm
			MPa	psi	bar	MPa	psi	bar		
IH35587025/50	25	–	0,8	116,0	8	2,4	348,0	24	0,55	165
IH35587030/50	30	–	0,8	116,0	8	2,4	348,0	24	0,57	195
IH35587032/50	32	–	0,8	116,0	8	2,4	348,0	24	0,64	205
IH35587035/50	35	–	0,7	101,5	7	2,1	304,5	21	0,66	220
IH35587038/50	38	–	0,7	101,5	7	2,1	304,5	21	0,70	235
IH35587040/50	40	–	0,7	101,5	7	2,1	304,5	21	0,74	245
IH35587045/50	45	–	0,7	101,5	7	2,1	304,5	21	0,90	271
IH35587051/50	51	–	0,6	87,0	6	1,8	261,0	18	1,05	297
IH35587055/50	55	–	0,6	87,0	6	1,8	261,0	18	1,10	323
IH35587060/50	60	–	0,6	87,0	6	1,8	261,0	18	1,30	350
IH35587063/50	63	–	0,6	87,0	6	1,8	261,0	18	1,40	367
IH35587070/50	70	–	0,5	72,5	5	1,5	217,5	15	1,65	405
IH35587076/30	76	–	0,45	65,25	4,5	1,35	195,75	13,5	1,75	438
IH35587080/30	80	–	0,45	65,25	4,5	1,35	195,75	13,5	1,90	450
IH35587090/30	90	–	0,4	58,0	4	1,2	174,0	12	2,17	503
IH35587102/30	102	–	0,4	58,0	4	1,2	174,0	12	2,70	580
IH35587110/30	110	–	0,3	43,5	3	0,9	130,5	9	3,10	608
IH35587120/30	120	–	0,3	43,5	3	0,9	130,5	9	3,35	668
IH35587127/30	127	–	0,3	43,5	3	0,9	130,5	9	3,60	705
IH35587152/20	152	–	0,25	36,25	2,5	0,75	108,75	7,5	4,50	838
IH35587203/10	203	–	0,15	21,75	1,5	0,45	65,25	4,5	8,75	1105

MEDIREX SE DIAM I.D. mm Parker ITR

INGLAS 30

Hose Construction

- Tube:** Black, smooth EPDM insulating rubber compound. Resistant to hot air and hot water
- Reinforcement:** Synthetic textile fabrics
- Cover:** Black, smooth, EPDM rubber compound, heat, abrasion and weather resistant, covered by protective glass fiber



Tolerances







- On inside diameter:**
- ≤ I.D. 38 mm: ± 0,79 mm
 - > I.D. 38 mm: ± 1,59 mm
- Length tolerance:** ± 1 %

Applications

Suitable for cooling water delivery in foundries, steel and glass factories. Particularly designed to withstand short contacts with molten metal and glass.

Temperature Range

-40 °C (-40 °F) - maximum of +120 °C (+248 °F)
The cover withstands peaks of +375 °C (+707 °F)


IHXXXXXXXXXX Part Number / Standard Length m	 I.D. mm	 O.D. mm	 Working Pressure			 Burst Pressure			 Weight kg/m	 min. Bend Radius mm
			MPa	psi	bar	MPa	psi	bar		
IH42302702/40	10	20	1,0	150,0	10	3,0	450,0	30	0,27	80
IH42302704/40	13	23	1,0	150,0	10	3,0	450,0	30	0,33	105
IH42302706/40	13	26	1,0	150,0	10	3,0	450,0	30	0,47	105
IH42302708/40	15	27	1,0	150,0	10	3,0	450,0	30	0,48	120
IH42302710/40	19	31	1,0	150,0	10	3,0	450,0	30	0,56	155
IH42302716/40	25	39	1,0	150,0	10	3,0	450,0	30	0,88	200
IH42302718/40	32	48	1,0	150,0	10	3,0	450,0	30	1,23	255
IH42302720/40	35	51	1,0	150,0	10	3,0	450,0	30	1,31	280
IH42302726/40	38	58	1,0	150,0	10	3,0	450,0	30	1,89	300
IH42302728/40	40	57	1,0	150,0	10	3,0	450,0	30	1,49	320
IH42302732/40	42	60	1,0	150,0	10	3,0	450,0	30	1,69	340
IH42302724/40	45	62	1,0	150,0	10	3,0	450,0	30	1,71	360
IH42302738/40	48	68	1,0	150,0	10	3,0	450,0	30	2,00	380
IH42302740/40	51	69	1,0	150,0	10	3,0	450,0	30	2,05	400
IH42302742/40	51	71	1,0	150,0	10	3,0	450,0	30	2,22	400
IH42302748/40	53	73	1,0	150,0	10	3,0	450,0	30	2,40	420
IH42302752/40	60	81	1,0	150,0	10	3,0	450,0	30	2,70	480
IH42302754/40	65	87	1,0	150,0	10	3,0	450,0	30	3,21	520
IH42302758/40	85	116	1,0	150,0	10	3,0	450,0	30	5,47	680



TANK CLEANER

Hose Construction

- Tube:** Black, smooth SBR nitrosamine free rubber compound
- Reinforcement:** Synthetic textile fabrics, embedded copper wires to provide electrical continuity between both ends
- Cover:** Black, smooth NBR/SBR rubber compound, resistant to abrasion, weather, detergent solutions and oily water



Tolerances

- RMA steel mandrel
- On inside diameter:** ± 1,59 mm
- On outside diameter:** ± 1,59 mm
- Length tolerance:** ± 1 %







Applications

Suitable for delivery of water, sea-water and detergent solutions, for the cleaning of fuel and oil tanks, road-tankers, and ship-tanks.

Temperature Range

-20 °C (-4 °F) to +90 °C (+194 °F)



IHXXXXXXXXXX Part Number/ Standard Length m	 I.D. mm	 O.D. mm	 Working Pressure			 Burst Pressure			 Weight kg/m	 min. Bend Radius mm
			MPa	psi	bar	MPa	psi	bar		
IH36802000/40	38	52	1,5	217,5	15	6,0	900,0	60	1,32	300
IH36802002/40	40	60	1,5	217,5	15	6,0	900,0	60	2,11	320
IH36802001/40	50	70	1,5	217,5	15	6,0	900,0	60	2,46	400

ARTIREX

Hose Construction

Extremely flexible hose in special soft PVC with a hard PVC shock resistant spiral. Standard colour: grey.



Applications

Suction and delivery hose for medium liquid loads. For medium applications in cold weather. Suction and pressure hose in many industry sectors e.g. construction, liquid flow, etc. Resistant to many chemicals, brine and sea water, as well as to bending. Very good resistance to all atmospheric conditions.

Temperature Range

-35 °C (-31 °F) to +60 °C (+140 °F)

Suction

670 mm Hg

Tolerances







On inside /outside diameter: $\pm 4 \%$

Length tolerance: $\pm 1 \%$

All other technical data are subject to a $\pm 5 \%$ tolerance.

Note

The hose has been designed to be very flexible at cold temperature. If used at hot temperature at the highest allowed working pressure, a possible elongation has to be taken into consideration.

IHXXXXXXXXXX Part Number / Standard Length m	 I.D. mm	 O.D. mm	 Working Pressure			 Burst Pressure			 Weight kg/m	 min. Bend Radius mm
			MPa	psi	bar	MPa	psi	bar		
IH35531025/50	25	33	0,8	116,0	8	2,4	348,0	24	0,55	99
IH35531032/50	32	41	0,8	116,0	8	2,4	348,0	24	0,64	123
IH35531038/50	38	47	0,7	101,5	7	2,1	304,5	21	0,70	141
IH35531051/50	51	60	0,6	87,0	6	1,8	261,0	18	1,07	180
IH35531063/50	63	73	0,6	87,0	6	1,8	261,0	18	1,40	219
IH35531076/50	76	88	0,45	65,25	4,5	1,35	195,75	13,5	1,75	264
IH35531102/30	102	116	0,4	58,0	4	1,2	174,0	12	2,70	348



aerospace
climate control
electromechanical
filtration
fluid & gas handling
hydraulics
pneumatics
process control
sealing & shielding



Hot Water and Steam Hoses



ENGINEERING YOUR SUCCESS.



► **Cooling System**



RADIOR 3 (coils)
RADIOR 3 (cut length)
RADIOR DIN 6 (coils)
RADIOR DIN 6 (cut length)
RADIOR K 1003

Designed for use in car engine cooling and heating systems and industrial application.

► **Hot Water**



THERMOPRESS 10
Suitable to convey of hot water, non-aggressive hot liquids. For applications in boilers, air conditioning units and for hot water cleaning systems.



TRT 204 WW 10
Suitable for delivery of hot water, non-aggressive hot liquids and detergent solutions. Particularly designed for hot water cleaning in food industries.



LAVAPRESS KTW N/L 20
LAVAPRESS NG/L 30



Designed with special compound for domestic appliances like washing machines and dish-washers.

► **Steam**



VAPORE 164 EN ISO 6134 Type 1/A
Designed for use with saturated steam (max 6 bar at 164 °C - max 85 psi at 327 °F) in general industrial applications.



VIGOR 1 EN ISO 6134 Type 2/A
VIGOR 2 EN ISO 6134 Type 2/A
Suitable for delivery of saturated and superheated steam (max 18 bar at 210 °C – max 260 psi at 410 °F) in cleaning sterilisation applications and general industrial use.



F – Hot Water and Steam Hose

Cooling System

RADIOR 3 (coils)	▶	F4
RADIOR 3 (cut length)	▶	F5
RADIOR DIN 6 (coils)	▶	F6
RADIOR DIN 6 (cut length)	▶	F7
RADIOR K 1003	▶	F8

Hot Water

THERMOPRESS 10	▶	F9
TRT 204 WW 10	▶	F10
LAVAPRESS KTW N/L 20	▶	F11
LAVAPRESS NG/L 30	▶	F12

Steam

VAPORE 164 EN ISO 6134 Type 1/A	▶	F13
VIGOR 1 EN ISO 6134 Type 2/A	▶	F14
VIGOR 2 EN ISO 6134 Type 2/A	▶	F15

A



B



C



D



E



F



G



H



I



J



K



L



M



N




O



RADIOR® 3 (coils)

Hose Construction

- Tube:** Black, smooth, heat resistant EPDM nitrosamine free rubber compound
- Reinforcement:** Synthetic textile yarn fabric
- Cover:** Black, smooth, heat, ageing and weather-resistant EPDM nitrosamine free rubber compound



Applications

Designed for cooling systems of automotive engines and stationary engines.

Temperature Range

-40 °C (-40 °F) to peaks of +100 °C (+212 °F)

Tolerances

On inside diameter:

≤ I.D. 38 mm: ± 0,79 mm

> I.D. 38 mm: ± 1,59 mm

On outside diameter:

≤ I.D. 22 mm: ± 0,79 mm

> I.D. 22 mm: ± 1,59 mm

IHXXXXXXXX/XX Part Number/ Standard Length m	 I.D. mm	 O.D. mm	 Working Pressure			 Burst Pressure			 Weight kg/m	 min. Bend Radius mm
			MPa	psi	bar	MPa	psi	bar		
RADIOR 3 (coils)										
IH36830095/40	10	16	0,3	43,5	3	0,9	130,5	9	0,16	–
IH36830096/40	12	18	0,3	43,5	3	0,9	130,5	9	0,19	–
IH36830097/40	15	21	0,3	43,5	3	0,9	130,5	9	0,23	–
IH36830098/40	16	25	0,3	43,5	3	0,9	130,5	9	0,38	–
IH36830101/40	18	24,5	0,3	43,5	3	0,9	130,5	9	0,29	–
IH36830102/40	20	26,5	0,3	43,5	3	0,9	130,5	9	0,32	–
IH36830103/40	22	28,5	0,3	43,5	3	0,9	130,5	9	0,34	–
IH36830104/40	25	32	0,3	43,5	3	0,9	130,5	9	0,39	–
IH36830105/40	28	36	0,3	43,5	3	0,9	130,5	9	0,50	–
IH36830106/40	30	38	0,3	43,5	3	0,9	130,5	9	0,53	–
IH36830107/40	32	40	0,3	43,5	3	0,9	130,5	9	0,55	–
IH36830108/40	35	43	0,3	43,5	3	0,9	130,5	9	0,60	–
IH36830109/40	38	47	0,3	43,5	3	0,9	130,5	9	0,73	–
IH36830110/40	40	49	0,3	43,5	3	0,9	130,5	9	0,77	–
IH36830111/40	42	51	0,3	43,5	3	0,9	130,5	9	0,80	–
IH36830112/40	45	54	0,3	43,5	3	0,9	130,5	9	0,85	–
IH36831023/40	48	57	0,3	43,5	3	0,9	130,5	9	0,91	–
IH36830113/40	50	60	0,3	43,5	3	0,9	130,5	9	1,07	–
IH36830114/40	55	65	0,3	43,5	3	0,9	130,5	9	1,17	–
IH36830115/40	60	70	0,3	43,5	3	0,9	130,5	9	1,26	–
IH36831020/40	63,5	74	0,3	43,5	3	0,9	130,5	9	1,38	–
IH36830116/20	65	76	0,3	43,5	3	0,9	130,5	9	1,54	–
IH36830117/20	70	81	0,3	43,5	3	0,9	130,5	9	1,65	–
IH36831022/20	75	86	0,3	43,5	3	0,9	130,5	9	1,75	–
IH36830118/20	80	92	0,3	43,5	3	0,9	130,5	9	2,05	–
IH36830119/20	90	102	0,3	43,5	3	0,9	130,5	9	2,29	–
IH36830120/20	100	113	0,3	43,5	3	0,9	130,5	9	2,63	–
RADIOR L 3 (coils)										
IH36830122/20	110	120	0,3	43,5	3	0,9	130,5	9	2,28	–


RUBBER HOSE RADIOR DIAM. I.D. mm MADE IN ITALY Parker ITR



RADIOR® 3 (cut length)

Hose Construction

- Tube:** Black, smooth, heat resistant EPDM nitrosamine free rubber compound
- Reinforcement:** Synthetic textile yarn fabric
- Cover:** Black, smooth, heat, ageing and weather-resistant EPDM nitrosamine free rubber compound



Applications

Designed for cooling systems of automotive engines and stationary engines.

Temperature Range

-40 °C (-40 °F) to peaks of +100 °C (+212 °F)

Tolerances

On inside diameter:

- ≤ I.D. 38 mm: ± 0,79 mm
 > I.D. 38 mm: ± 1,59 mm

On outside diameter:

- ≤ I.D. 22 mm: ± 0,79 mm
 > I.D. 22 mm: ± 1,59 mm

Packing

1 metre lengths are in bundles wrapped in polythene film.

IHXXXXXXXXXX Part Number/ Standard Length m	 I.D. mm	 O.D. mm	 Working Pressure			 Burst Pressure			 Weight kg/m	 min. Bend Radius mm
			MPa	psi	bar	MPa	psi	bar		
RADIOR 3 (1 m cut length)										
IH36830023/1	15	21	0,3	43,5	3	0,9	130,5	9	0,23	-
IH36830024/1	16	25	0,3	43,5	3	0,9	130,5	9	0,38	-
IH36830001/1	18	24,5	0,3	43,5	3	0,9	130,5	9	0,29	-
IH36830002/1	20	26,5	0,3	43,5	3	0,9	130,5	9	0,32	-
IH36830003/1	22	28,5	0,3	43,5	3	0,9	130,5	9	0,34	-
IH36830004/1	25	32	0,3	43,5	3	0,9	130,5	9	0,39	-
IH36830005/1	28	36	0,3	43,5	3	0,9	130,5	9	0,50	-
IH36830006/1	30	38	0,3	43,5	3	0,9	130,5	9	0,53	-
IH36830007/1	32	40	0,3	43,5	3	0,9	130,5	9	0,55	-
IH36830008/1	35	43	0,3	43,5	3	0,9	130,5	9	0,60	-
IH36830009/1	38	47	0,3	43,5	3	0,9	130,5	9	0,73	-
IH36830010/1	40	49	0,3	43,5	3	0,9	130,5	9	0,77	-
IH36830011/1	42	51	0,3	43,5	3	0,9	130,5	9	0,80	-
IH36830012/1	45	54	0,3	43,5	3	0,9	130,5	9	0,85	-
IH36831030/1	48	57	0,3	43,5	3	0,9	130,5	9	0,91	-
IH36830013/1	50	60	0,3	43,5	3	0,9	130,5	9	1,07	-
IH36830014/1	55	65	0,3	43,5	3	0,9	130,5	9	1,17	-
IH36830015/1	60	70	0,3	43,5	3	0,9	130,5	9	1,26	-
IH36831021/1	63,5	74	0,3	43,5	3	0,9	130,5	9	1,38	-
IH36830016/1	65	76	0,3	43,5	3	0,9	130,5	9	1,54	-
IH36830017/1	70	81	0,3	43,5	3	0,9	130,5	9	1,65	-
IH36831031/1	75	86	0,3	43,5	3	0,9	130,5	9	1,75	-
IH36830018/1	80	92	0,3	43,5	3	0,9	130,5	9	2,05	-
IH36830019/1	90	102	0,3	43,5	3	0,9	130,5	9	2,29	-
IH36830020/1	100	113	0,3	43,5	3	0,9	130,5	9	2,63	-
RADIOR L 3 (1 m cut length)										
IH36830121/1	110	120	0,3	43,5	3	0,9	130,5	9	2,28	-


RUBBER HOSE RADIOR DIAM. I.D. mm MADE IN ITALY Parker ITR



RADIOR DIN 6 (coils)

Hose Construction

- Tube:** Black, smooth, heat resistant EPDM rubber compound according to DIN 73411 - 1996*
- Reinforcement:** Synthetic textile fabrics yarns
- Cover:** Black, smooth, wrapped finish, heat, ageing and weather-resistant EPDM rubber compound according to DIN 73411 - 1996*



*The tube and the cover compounds are according to DIN 73411 - 1996 in the following principal areas: tensile, strength, density, hardness, laceration, swellings, aging and dry residue.

Applications

Designed for cooling systems of automotive engines and stationary engines and for refrigerant systems.

Temperature Range

-40°C (-40°F) up to +140 °C (+284 °F)

Standard Lengths

40 m

Tolerances

- On inside diameter:**
- ≤ I.D. 38 mm: ± 0,79 mm
 - > I.D. 38 mm: ± 1,59 mm
- On outside diameter:** ± 1,59 mm
- Length tolerance:** ± 1 %

Packing

Rolls are wrapped in polythene film.

IHXXXXXXXX/XX Part Number/ Standard Length m	 I.D. mm	 O.D. mm	 Working Pressure			 Burst Pressure			 Weight kg/m	 min. Bend Radius mm
			MPa	psi	bar	MPa	psi	bar		
IH30836101/40	10	17	0,6	90,0	6,0	1,8	261,0	18,0	0,17	–
IH30836102/40	12	19	0,6	90,0	6,0	1,8	261,0	18,0	0,20	–
IH30836103/40	13	20	0,6	90,0	6,0	1,8	261,0	18,0	0,21	–
IH30836104/40	15	22	0,6	90,0	6,0	1,8	261,0	18,0	0,23	–
IH30836105/40	16	23	0,6	90,0	6,0	1,8	261,0	18,0	0,25	–
IH30836106/40	18	25	0,6	90,0	6,0	1,8	261,0	18,0	0,27	–
IH30836107/40	20	27	0,6	90,0	6,0	1,8	261,0	18,0	0,30	–
IH30836108/40	22	29	0,6	90,0	6,0	1,8	261,0	18,0	0,33	–
IH30836109/40	25	34	0,6	90,0	6,0	1,8	261,0	18,0	0,48	–
IH36836110/40	28	36	0,6	90,0	6,0	1,8	261,0	18,0	0,52	–
IH36836111/40	30	38	0,6	90,0	6,0	1,8	261,0	18,0	0,55	–
IH36836112/40	32	40	0,6	90,0	6,0	1,8	261,0	18,0	0,58	–
IH36836113/40	35	43	0,6	90,0	6,0	1,8	261,0	18,0	0,63	–
IH36836114/40	38	48	0,6	90,0	6,0	1,8	261,0	18,0	0,88	–
IH36836115/40	40	50	0,6	90,0	6,0	1,8	261,0	18,0	0,92	–
IH36836116/40	42	52	0,6	90,0	6,0	1,8	261,0	18,0	0,96	–
IH36836117/40	45	55	0,6	90,0	6,0	1,8	261,0	18,0	1,02	–
IH36836118/40	48	58	0,6	90,0	6,0	1,8	261,0	18,0	1,07	–
IH36836119/40	50	60	0,6	90,0	6,0	1,8	261,0	18,0	1,11	–
IH36836120/40	51	61	0,6	90,0	6,0	1,8	261,0	18,0	1,13	–
IH36836121/40	55	65	0,6	90,0	6,0	1,8	261,0	18,0	1,21	–
IH36836122/40	60	70	0,6	90,0	6,0	1,8	261,0	18,0	1,28	–
IH36836123/40	63,5	74	0,6	90,0	6,0	1,8	261,0	18,0	1,42	–
IH36836124/40	65	76	0,6	90,0	6,0	1,8	261,0	18,0	1,52	–
IH36836125/40	70	81	0,6	90,0	6,0	1,8	261,0	18,0	1,64	–
IH36836126/40	75	86	0,6	90,0	6,0	1,8	261,0	18,0	1,74	–
IH36836127/40	76	87	0,6	90,0	6,0	1,8	261,0	18,0	1,76	–
IH36836128/40	80	92	0,6	90,0	6,0	1,8	261,0	18,0	2,03	–
IH36836129/40	90	102	0,6	90,0	6,0	1,8	261,0	18,0	2,26	–
IH36836130/40	100	113	0,6	90,0	6,0	1,8	261,0	18,0	2,71	–
IH36836131/40	110	123	0,6	90,0	6,0	1,8	261,0	18,0	2,98	–

RADIOR DIN - A - I.D. x TH - EPDM / P / EPDM - 6 bar - 125°C - Parker ITR (yellow ink x LL and yellow embossed x MM) Y/W (with traceability code)



RADIOR DIN 6 (cut length)

Hose Construction

- Tube:** Black, smooth, heat resistant EPDM rubber compound according to DIN 73411 - 1996*
- Reinforcement:** Synthetic textile fabrics yarns
- Cover:** Black, smooth, wrapped finish, heat, ageing and weather-resistant EPDM rubber compound according to DIN 73411 - 1996*



*The tube and the cover compounds are according to DIN 73411 - 1996 in the following principal areas: tensile, strength, density, hardness, laceration, swellings, aging and dry residue.

Applications

Designed for cooling systems of automotive engines and stationary engines and for refrigerant systems.

Temperature Range

-40°C (-40°F) up to +140 °C (+284 °F)

Standard Lengths

1 meter cut lengths

Tolerances

- On inside diameter:**
- ≤ I.D. 38 mm: ± 0,79 mm
 - > I.D. 38 mm: ± 1,59 mm
- On outside diameter:** ± 1,59 mm
- Length tolerance:** ± 1 %

Packing

Cut lengths are in bundles wrapped in polythene film.

IHXXXXXXXXXX Part Number/ Standard Length m	 I.D. mm	 O.D. mm	 Working Pressure			 Burst Pressure			 Weight kg/m	 min. Bend Radius mm
			MPa	psi	bar	MPa	psi	bar		
IH30836101/1	10	17	0,6	90,0	6,0	1,8	261,0	18,0	0,17	–
IH30836102/1	12	19	0,6	90,0	6,0	1,8	261,0	18,0	0,20	–
IH30836103/1	13	20	0,6	90,0	6,0	1,8	261,0	18,0	0,21	–
IH30836104/1	15	22	0,6	90,0	6,0	1,8	261,0	18,0	0,23	–
IH30836105/1	16	23	0,6	90,0	6,0	1,8	261,0	18,0	0,25	–
IH30836106/1	18	25	0,6	90,0	6,0	1,8	261,0	18,0	0,27	–
IH30836107/1	20	27	0,6	90,0	6,0	1,8	261,0	18,0	0,30	–
IH30836108/1	22	29	0,6	90,0	6,0	1,8	261,0	18,0	0,33	–
IH30836109/1	25	34	0,6	90,0	6,0	1,8	261,0	18,0	0,48	–
IH36836110/1	28	36	0,6	90,0	6,0	1,8	261,0	18,0	0,52	–
IH36836111/1	30	38	0,6	90,0	6,0	1,8	261,0	18,0	0,55	–
IH36836112/1	32	40	0,6	90,0	6,0	1,8	261,0	18,0	0,58	–
IH36836113/1	35	43	0,6	90,0	6,0	1,8	261,0	18,0	0,63	–
IH36836114/1	38	48	0,6	90,0	6,0	1,8	261,0	18,0	0,88	–
IH36836115/1	40	50	0,6	90,0	6,0	1,8	261,0	18,0	0,92	–
IH36836116/1	42	52	0,6	90,0	6,0	1,8	261,0	18,0	0,96	–
IH36836117/1	45	55	0,6	90,0	6,0	1,8	261,0	18,0	1,02	–
IH36836118/1	48	58	0,6	90,0	6,0	1,8	261,0	18,0	1,07	–
IH36836119/1	50	60	0,6	90,0	6,0	1,8	261,0	18,0	1,11	–
IH36836120/1	51	61	0,6	90,0	6,0	1,8	261,0	18,0	1,13	–
IH36836121/1	55	65	0,6	90,0	6,0	1,8	261,0	18,0	1,21	–
IH36836122/1	60	70	0,6	90,0	6,0	1,8	261,0	18,0	1,28	–
IH36836123/1	63,5	74	0,6	90,0	6,0	1,8	261,0	18,0	1,42	–
IH36836124/1	65	76	0,6	90,0	6,0	1,8	261,0	18,0	1,52	–
IH36836125/1	70	81	0,6	90,0	6,0	1,8	261,0	18,0	1,64	–
IH36836126/1	75	86	0,6	90,0	6,0	1,8	261,0	18,0	1,74	–
IH36836127/1	76	87	0,6	90,0	6,0	1,8	261,0	18,0	1,76	–
IH36836128/1	80	92	0,6	90,0	6,0	1,8	261,0	18,0	2,03	–
IH36836129/1	90	102	0,6	90,0	6,0	1,8	261,0	18,0	2,26	–
IH36836130/1	100	113	0,6	90,0	6,0	1,8	261,0	18,0	2,71	–
IH36836131/1	110	123	0,6	90,0	6,0	1,8	261,0	18,0	2,98	–


RADIOR DIN - A - I.D. x TH - EPDM / P / EPDM - 6 bar - 125°C - Parker ITR (yellow ink x LL and yellow embossed x MM) Y/W (with traceability code)



RADIOR K 1003

Hose Construction

- Tube:** Black, smooth, heat resistant NBR rubber compound
- Reinforcement:** Synthetic textile fabrics yarns
- Cover:** Black, smooth, wrapped finish, heat, ageing and weather-resistant CR rubber compound



Applications







Designed for heating and cooling systems, resistant to ASTM I/II/III oil up to +100°C (+212°F) with peaks up to +120 °C (+248 °F) and diesel fuel up to +50 °C (+122 °F).

Tolerances

- On inside diameter:**
- ≤ I.D. 38 mm: ± 0,79 mm
- > I.D. 38 mm: ± 1,59 mm
- On outside diameter:** ± 1,59 mm
- Length tolerance:** ± 1 %

Temperature Range

-40 °C (-40 °F) to +100 °C (+212 °F)

IHXXXXXXXXXX	 I.D. mm	 O.D. mm	 Working Pressure			 Burst Pressure			 Weight kg/m	 min. Bend Radius mm
			MPa	psi	bar	MPa	psi	bar		
IH30831301/40	10	17	0,5	72,5	5,0	1,5	217,5	15,0	0,206	–
IH30831300/40	12	19	0,5	72,5	5,0	1,5	217,5	15,0	0,236	–
IH30831302/40	15	22	0,5	72,5	5,0	1,5	217,5	15,0	0,283	–
IH30831303/40	18	25	0,5	72,5	5,0	1,5	217,5	15,0	0,330	–
IH30831304/40	20	27	0,5	72,5	5,0	1,5	217,5	15,0	0,361	–
IH30831305/40	22	29	0,5	72,5	5,0	1,5	217,5	15,0	0,394	–
IH36831300/40	25	32	0,5	72,5	5,0	1,5	217,5	15,0	0,405	–
IH36831301/40	28	35	0,5	72,5	5,0	1,5	217,5	15,0	0,452	–
IH36831302/40	30	37	0,5	72,5	5,0	1,5	217,5	15,0	0,479	–
IH36831303/40	32	39	0,5	72,5	5,0	1,5	217,5	15,0	0,507	–
IH36831304/40	35	42	0,5	72,5	5,0	1,5	217,5	15,0	0,549	–
IH36831305/40	38	45	0,5	72,5	5,0	1,5	217,5	15,0	0,591	–
IH36831306/20	40	51	0,5	72,5	5,0	1,5	217,5	15,0	1,003	–
IH36831307/20	42	53	0,5	72,5	5,0	1,5	217,5	15,0	1,045	–
IH36831308/20	45	56	0,5	72,5	5,0	1,5	217,5	15,0	1,110	–
IH36831309/20	50	61	0,5	72,5	5,0	1,5	217,5	15,0	1,216	–
IH36831310/20	55	66	0,5	72,5	5,0	1,5	217,5	15,0	1,323	–
IH36831311/20	60	71	0,5	72,5	5,0	1,5	217,5	15,0	1,430	–
IH36831312/20	65	76	0,5	72,5	5,0	1,5	217,5	15,0	1,537	–
IH36831313/20	70	82	0,5	72,5	5,0	1,5	217,5	15,0	1,826	–
IH36831314/20	75	89	0,5	72,5	5,0	1,5	217,5	15,0	2,256	–
IH36831315/20	80	94	0,5	72,5	5,0	1,5	217,5	15,0	2,393	–
IH36831317/20	90	104	0,5	72,5	5,0	1,5	217,5	15,0	2,667	–
IH36831316/20	100	116	0,5	72,5	5,0	1,5	217,5	15,0	3,386	–

RUBBER HOSE RADIOR OEL P50 II MADE IN ITALY Parker ITR Q/Y



THERMOPRESS 10

Hose Construction

- Tube:** Black, smooth, heat resistant, EPDM nitrosamine free rubber compound
- Reinforcement:** Synthetic textile fabrics or yarns
- Cover:** Black, smooth, heat, ageing and weather-resistant EPDM nitrosamine free rubber compound



Applications

Suitable for delivery of hot water, non-aggressive hot liquids and steam to a maximum temperature of +120 °C (+248 °F). To connect boilers to air conditioning units and for hot water cleaning systems. L = light duty

Temperature Range

-40 °C (-40 °F) to +100 °C (+212 °F), with peaks +120 °C (+248 °F)

Tolerances

According to UNI EN ISO 1307/97

On inside diameter:

≤ I.D. 20 mm:	± 0,80 mm
I.D. 25 - 38 mm:	± 0,79 mm
> I.D. 38 mm:	± 1,59 mm

On outside diameter:

≤ I.D. 20 mm:	± 0,79 mm
> I.D. 20 mm:	± 1,59 mm

Length tolerance:

± 1 %

IHXXXXXXXXXX Part Number/ Standard Length m	 I.D. mm	 O.D. mm	 Working Pressure			 Burst Pressure			 Weight kg/m	 min. Bend Radius mm
			MPa	psi	bar	MPa	psi	bar		
THERMOPRESS 10										
IH36800001/100	10	20,5	1,0	150,0	10	4,0	600,0	40	0,33	100
IH36800002/100	12	22,5	1,0	150,0	10	4,0	600,0	40	0,38	120
IH36800003/80	15	25,5	1,0	150,0	10	4,0	600,0	40	0,44	150
IH36800004/80	18	28,5	1,0	150,0	10	4,0	600,0	40	0,51	180
IH36800005/80	20	30,5	1,0	150,0	10	4,0	600,0	40	0,56	200
IH36800006/40	25	35	1,0	150,0	10	4,0	600,0	40	0,61	250
IH36800007/40	30	41	1,0	150,0	10	4,0	600,0	40	0,79	300
IH36800008/40	35	48	1,0	150,0	10	4,0	600,0	40	1,09	350
IH36800009/40	40	54	1,0	150,0	10	4,0	600,0	40	1,34	400
IH36800010/40	45	61	1,0	150,0	10	4,0	600,0	40	1,71	450
IH36800011/40	50	68	1,0	150,0	10	4,0	600,0	40	2,12	500
IH36800012/40	60	82	1,0	150,0	10	4,0	600,0	40	3,10	600
THERMOPRESS L 10										
IH36800020/40	38	52	1,0	150,0	10	4,0	600,0	40	1,28	380
IH36800013/40	42	54	1,0	150,0	10	4,0	600,0	40	1,16	420

RUBBER HOSE THERMOPRESS 10 bar MADE IN ITALY Parker ITR



TRT 204 WW 10

Hose Construction

- Tube:** White, smooth, EPDM nitrosamine free rubber compound
- Reinforcement:** Synthetic textile yarns
- Cover:** White, smooth, heat, detergent solutions, abrasion, ageing and weather resistant EPDM nitrosamine free rubber compound



Applications

Suitable for delivery of hot water and steam, non aggressive hot liquids and detergent solutions. For hot water cleaning systems.

Tolerances

- RMA steel mandrel
- On inside diameter:** $\pm 0,79$ mm
- On outside diameter:**
- I.D. 19 mm: $\pm 0,79$ mm
- I.D. 25 mm: $\pm 1,59$ mm

Temperature Range

-40 °C (-40 °F) to +100 °C (+212 °F), with peaks +120 °C (+248 °F)

IHXXXXXXXXXX Part Number / Standard Length m	 I.D. mm	 O.D. mm	 Working Pressure			 Burst Pressure			 Weight kg/m	 min. Bend Radius mm
			MPa	psi	bar	MPa	psi	bar		
IH36802052/40	19	30	1,0	150,0	10	3,0	450,0	30	0,61	160
IH36802054/40	25	37	1,0	150,0	10	3,0	450,0	30	0,85	200

RUBBER HOSE HOT WATER MADE IN ITALY Parker ITR



LAVAPRESS KTW N/L 20

Hose Construction

- Tube:** Black, smooth, heat resistant, EPDM rubber compound, according to KTW class B norm for drinking water
- Reinforcement:** Synthetic textile fabrics or yarns
- Cover:** Black, smooth, heat, ageing and weather-resistant EPDM rubber compound, according to KTW class B norm for drinking water



Tolerances

According to UNI EN ISO 1307/97

On inside diameter: $\pm 0,80$ mm

Length tolerance: ± 1 %







Applications

Specifically designed for domestic appliances (washing machines and dish-washers), for transport of hot water and non-aggressive liquids.

Temperature Range

-40 °C (-40 °F) to +100 °C (+212 °F)
with peaks up to +120 °C (+248 °F)



IHXXXXXXXXXX Part Number/ Standard Length m	 I.D. mm	 O.D. mm	 Working Pressure			 Burst Pressure			 Weight kg/m	 min. Bend Radius mm
			MPa	psi	bar	MPa	psi	bar		
IH30124040/100	8	14	2,0	300,0	20	6,0	900,0	60	0,14	50
IH30124041/100	10	17	2,0	300,0	20	6,0	900,0	60	0,20	60
IH30124042/100	11	18	2,0	300,0	20	6,0	900,0	60	0,20	70



LAVAPRESS NG/L 30

Construction

- Tube:** Black, smooth, EPDM nitrosamine free rubber compound
- Reinforcement:** Synthetic textile yarns
- Cover:** Grey (NG), smooth (/L), abrasion, ageing and weather-resistant EPDM nitrosamine free rubber compound



Applications

Specifically designed for domestic appliances (washing machines and dish-washers), for transport of hot water and non-aggressive liquids.

Tolerances

According to UNI EN ISO 1307/97

On inside diameter: $\pm 0,80$ mm

Length tolerance: ± 1 %

Temperature Range

-40 °C (-40 °F) to +95 °C (+203 °F)

IHXXXXXXXXXX Part Number / Standard Length m	 I.D. mm	 O.D. mm	 Working Pressure			 Burst Pressure			 Weight kg/m	 min. Bend Radius mm
			MPa	psi	bar	MPa	psi	bar		
IH3012400781%/40	10	17	3,0	450,0	30	9,0	1350,0	90	0,21	80
IH30124003/40	13	20	3,0	450,0	30	9,0	1350,0	90	0,25	105

VAPORE 164 EN ISO 6134 Type 1/A

Hose according to EN ISO 6134:2005 Type 1/A

Construction

- Tube:** Black, smooth, EPM nitrosamine free rubber compound, heat and saturated steam resistant
- Reinforcement:** High resistant synthetic textile fabrics
- Cover:** Black or red (NR), smooth, EPDM nitrosamine free rubber compound, heat, abrasion, ozone and weather resistant. The cover is pinpricked to prevent blistering and bubbling.



Tolerances

- On inside diameter:**
 - ≤ I.D. 38 mm: ± 0,50 mm
 - > I.D. 38 mm: ± 0,70 mm
- On outside diameter:**
 - ≤ O.D. 48 mm: ± 1,00 mm
 - O.D. 54 mm: ± 1,20 mm
 - O.D. 69 mm: ± 1,40 mm
- Length tolerance:** ± 1 %

Applications

Designed for saturated steam (max 6 bar at +164 °C = 90 psi at +327 °F) in general industrial applications.

Temperature Range

-40 °C (-40 °F) to +164 °C (+327 °F)

Recommendations

Use only couplings with safety clamps. Follow the coupling manufacturer's instructions for coupling procedures. Check coupling tightness each time before use. Drain after use. When not in use, store the hose on a flat surface (shelves) and never hang from a hook.









WARNING

Steam hoses gradually decrease in performance during service life. Consequently, they need to be regularly inspected by trained personnel wearing adequate protective overalls, including eye protection.

WARNINGS OF DANGER

Cuts and gouges in the hose cover showing the textile reinforcement. Steam leaks. Permanent deformation of hose. Reduction of steam flow. WHEN ONE OF THESE ABNORMALITIES OCCURS, THE HOSE SHOULD BE REMOVED FROM SERVICE AND INSPECTED. If a failure occurs close to the couplings, the damaged hose can be cut, reconnected and used as before.

IHXXXXXXXXXX Part Number/ Standard Length m	 I.D. mm	 O.D. mm	 Working Pressure			 Burst Pressure			 Weight kg/m	 min. Bend Radius mm
			MPa	psi	bar	MPa	psi	bar		
VAPORE 164 EN ISO 6134 Tipo 1/A (black)										
IH36800098/40	10	21	0,6	90,0	6	6,0	900,0	60	0,29	100
IH36800088/40	13	25	0,6	90,0	6	6,0	900,0	60	0,35	130
IH36800089/40	16	30	0,6	90,0	6	6,0	900,0	60	0,39	150
IH36800090/40	19	33	0,6	90,0	6	6,0	900,0	60	0,70	190
IH36800091/40	25	40	0,6	90,0	6	6,0	900,0	60	0,92	250
IH36800092/40	32	48	0,6	90,0	6	6,0	900,0	60	1,11	320
IH36800093/40	38	54	0,6	90,0	6	6,0	900,0	60	1,42	380
IH36800096/40	51	69	0,6	90,0	6	6,0	900,0	60	2,07	500
VAPORE 164 NR EN ISO 6134 Tipo 1/A (red)										
IH36800138/40	10	21	0,6	90,0	6	6,0	900,0	60	0,30	100
IH36800140/40	13	25	0,6	90,0	6	6,0	900,0	60	0,35	130
IH36800141/40	16	30	0,6	90,0	6	6,0	900,0	60	0,39	150
IH36800130/40	19	33	0,6	90,0	6	6,0	900,0	60	0,70	190
IH36800131/40	25	40	0,6	90,0	6	6,0	900,0	60	0,92	250
IH36800132/40	32	48	0,6	90,0	6	6,0	900,0	60	1,11	320
IH36800133/40	38	54	0,6	90,0	6	6,0	900,0	60	1,42	380
IH36800136/40	51	69	0,6	90,0	6	6,0	900,0	60	2,07	500

RUBBER HOSE VAPORE STEAM DAMPF EN ISO 6134:2005 - 1/A 6 bar 164°C - I.D. mm Ω Q/Y MADE IN ITALY Parker ITR

RUBBER HOSE VAPORE STEAM DAMPF EN ISO 6134:2005 - 1/A 6 bar 164°C - I.D. mm Ω Q/Y MADE IN ITALY Parker ITR



VIGOR 1 EN ISO 6134 Type 2/A

Hose according to
EN ISO 6134:2005 Type 2/A

Hose Construction

- Tube:** Black, smooth, extruded IIR rubber compound. Heat and saturated steam resistant
- Reinforcement:** Two braids of high-tensile steel wire
- Cover:** Black, smooth, extruded IIR/EPDM rubber compound. Heat, abrasion, ozone and weather resistant. The cover is pinpricked to prevent blistering and bubbling.



Tolerances

- On inside diameter:** $\pm 0,5 \text{ mm}$
- On outside diameter:** $\pm 1,00 \text{ mm}$

Recommendations

Use only couplings with safety clamps. Follow the coupling manufacturer's instructions for coupling procedures. Check coupling tightness before every utilisation. Drain after use. When not in use, store the hose on a flat surface (shelves) and never hang from a hook.

Applications

Design for high pressure saturated steam (max 18 bar at +210 °C = +261 psi at +410 °F). Suitable for loading saturated and superheated steam in cleaning and sterilization applications, petrochemical industry and general steam service applications.

Temperature Range

-40 °C (-40 °F) to +210 °C (+410 °F)
with peaks up to +235 °C (+455 °F)

WARNING

Steam hoses gradually decrease in their performances during service life. Consequently, they need to be regularly inspected by trained personnel wearing adequate protective cloths overall, including eye protection.

WARNINGS OF DANGER

Cuts and gauges in the hose cover showing the steel reinforcement. Steam leaks. Permanent deformation of hose. Reduction of steam flow. WHEN ONE OF THESE ABNORMALITIES OCCURS, THE HOSE SHOULD BE REMOVED FROM SERVICE AND INSPECTED. If a failure occurs close to the couplings, the damaged hose can be cut recoupled and used as before.

IHXXXXXXXXXX Part Number / Standard Length m	 I.D. mm	 O.D. mm	 Working Pressure			 Burst Pressure			 Weight kg/m	 min. Bend Radius mm
			MPa	psi	bar	MPa	psi	bar		
IH36801593/0	13	25	1,8	261,0	18,0	18,0	2610,0	180,0	0,54	130
IH36801594/0	16	30	1,8	261,0	18,0	18,0	2610,0	180,0	0,70	160
IH36801595/0	19	33	1,8	261,0	18,0	18,0	2610,0	180,0	0,83	190
IH36801596/0	25	40	1,8	261,0	18,0	18,0	2610,0	180,0	1,08	250
IH36801597/0	32	48	1,8	261,0	18,0	18,0	2610,0	180,0	1,44	320
IH36801598/0	38	54	1,8	261,0	18,0	18,0	2610,0	180,0	1,60	380
IH36801599/0	51	69	1,8	261,0	18,0	18,0	2610,0	180,0	2,43	500

RUBBER HOSE VIGOR 1 - EN ISO 6134:2005 - 2A - steam - 18 bar - 210 °C - I.D. mm - Ø - MADE IN ITALY Parker ITR - Q/Y with traceability code

VIGOR 2 EN ISO 6134 Type 2/A

Hose according to EN ISO 6134:2005 Type 2/A

Hose Construction

- Tube:** Black, smooth, EPDM rubber compound, heat and saturated steam resistant
- Reinforcement:** High tensile steel cords
- Cover:** Black or red (NR), smooth, EPDM rubber compound, heat, abrasion, ozone and weather resistant. The cover is pinpricked to prevent blistering and bubbling.



Tolerances

- On inside diameter:**
 - ≤ I.D. 38 mm: ± 0,5 mm
 - > I.D. 38 mm: ± 0,7 mm
- On outside diameter:**
 - ≤ O.D. 48 mm: ± 1,00 mm
 - O.D. 54 mm: ± 1,2 mm
 - O.D. 69 mm: ± 1,4 mm

Applications

Design for high pressure saturated steam (max 18 bar at +210 °C = +261 psi at +410 °F). Suitable for the petrochemical industry and general steam service applications.

Temperature Range

-40 °C (-40 °F) to +210 °C (+410 °F)

Recommendations







Use only couplings with safety clamps. Follow the coupling manufacturer's instructions for coupling procedures. Check coupling tightness each time before use. Drain after use. When not in use, store the hose on a flat surface (shelves) and never hang from a hook.

WARNING

Steam hoses gradually decrease in performance during service life. Consequently, they need to be regularly inspected by trained personnel wearing adequate protective overalls, including eye protection.

WARNINGS OF DANGER

Cuts and gouges in the hose cover showing the textile reinforcement. Steam leaks. Permanent deformation of hose. Reduction of steam flow. WHEN ONE OF THESE ABNORMALITIES OCCURS, THE HOSE SHOULD BE REMOVED FROM SERVICE AND INSPECTED. If a failure occurs close to the couplings, the damaged hose can be cut, reconnected and used as before.

IHXXXXXXXXXX Part Number/ Standard Length m	 I.D. mm	 O.D. mm	 Working Pressure			 Burst Pressure			 Weight kg/m	 min. Bend Radius mm
			MPa	psi	bar	MPa	psi	bar		
VIGOR 2 EN ISO 6134 (black)										
IH36801700/40	13	25	1,8	261,0	18	18,0	2610,0	180	0,50	130
IH36801701/40	16	30	1,8	261,0	18	18,0	2610,0	180	0,70	160
IH36801702/40	19	33	1,8	261,0	18	18,0	2610,0	180	0,77	190
IH36801703/40	25	40	1,8	261,0	18	18,0	2610,0	180	1,06	250
IH36801704/40	32	48	1,8	261,0	18	18,0	2610,0	180	1,39	320
IH36801705/40	38	54	1,8	261,0	18	18,0	2610,0	180	1,60	380
IH36801706/40	51	69	1,8	261,0	18	18,0	2610,0	180	2,56	500
VIGOR/2 NR EN ISO 6134 (red)										
IH36801720/40	13	25	1,8	261,0	18	18,0	2610,0	180	0,51	130
IH36801721/40	16	30	1,8	261,0	18	18,0	2610,0	180	0,70	160
IH36801722/40	19	33	1,8	261,0	18	18,0	2610,0	180	0,79	190
IH36801723/40	25	40	1,8	261,0	18	18,0	2610,0	180	1,06	250
IH36801724/40	32	48	1,8	261,0	18	18,0	2610,0	180	1,41	320
IH36801725/40	38	54	1,8	261,0	18	18,0	2610,0	180	1,62	380
IH36801726/40	51	69	1,8	261,0	18	18,0	2610,0	180	2,59	500

RUBBER HOSE VIGOR 2 EN ISO 6134:2005 2/A steam 18 bar 210 °C I.D. mm Ω MADE IN ITALY Parker ITR – Q/Y with traceability code

RUBBER HOSE VIGOR 2 EN ISO 6134:2005 2/A steam 18 bar 210 °C I.D. mm Ω MADE IN ITALY Parker ITR – Q/Y with traceability code

2115 - UPE - 32 SD - P

EN 12115 EPDM 50 SD - PR 16 - BP 44.3

aerospace
climate control
electromechanical
filtration
fluid & gas handling
hydraulics
pneumatics
process control
sealing & shielding

CARBOBLUE 20



Acid and Chemical Hoses



ENGINEERING YOUR SUCCESS.



General Purpose



POLIAX D 10

Black, EPM rubber hose, available with an embedded wire helix (SM), suitable for aggressive chemicals (see Chemical Resistance Chart in our catalogue). I.D. from 20 to 50 mm; Working Pressure: 10 bar

According to Norms



POLIAX D EN 12115

POLIAX D SM EN 12115

POLIAX UPE SM EN 12115

POLIAX UPE CON SM EN 12115



Black, EPM rubber hose (D), and ultra high molecular weight polyethylene translucent (UPE), suitable for suction and delivery of aggressive chemicals (D SM) and of a wide range of aggressive chemicals (UPE SM) (see Chemical Resistance Chart in our catalogue). I.D. from 19 to 100 mm; Working Pressure: 16 bar

Additives



CARBOBLUE N/L 10 - 20

Specially designed for additive that reduce the amount of nitrogen oxide and its mixtures (NOx). Used in applications where there is a requirement for extracting NOx and dramatically reducing exhaust gas from diesel engines, to respect the parameters Euro IV and Euro V.



G – Acid and Chemical Hose

General Purpose

POLIAX D 10 ▶ G4

According to Norms

POLIAX D EN 12115 ▶ G5

POLIAX D SM EN 12115 ▶ G6

POLIAX UPE SM EN 12115 ▶ G7

POLIAX UPE CON SM EN 12115 ▶ G8

Additives

CARBOBLUE N/L 10 - 20 ▶ G9

To determine hose compatibility with specific chemical products, please refer to the enclosed Chemical Resistance Chart (page A6-A21).

For severe or special applications, and in case of any doubt, please ask for our technical assistance.

A



B



C



D



E



F



G



H



I



J



K



L



M



N




O



POLIAX® D 10

Hose Construction

- Tube:** Black, smooth antistatic EPM nitrosamine free rubber compound
- Reinforcement:** Synthetic textile fabrics
- Cover:** Black, antistatic (R < 1 MΩ/m), EPDM nitrosamine free rubber compound, abrasion and weather resistant



Applications

Suitable for delivery of aggressive chemicals.

Temperature Range

-35 °C (-31 °F) to +100 °C (+212 °F)

For aggressive chemicals and solvents the hose is intended to be used at room temperature. The hose can be cleaned and sterilized with usual detergents or steam – a temperature of +130 °C (+266 °F) for short periods.

Tolerances

RMA steel mandrel

On inside diameter:

≤ I.D. 38 mm: ± 0,79 mm

> I.D. 38 mm: ± 1,59 mm

On outside diameter:

± 1,59 mm

Length tolerance:

± 1 %

WARNING

If delivering chemicals over +25 °C (+77 °F), please contact us. Many chemical products can cause severe injuries to people or damage to property, and here are risks of environmental pollution in case of leakage or hose burst. All necessary measures must be taken in order to avoid accidents both during normal service operations and during hydrostatic tests, which must be carried out by trained personnel using suitable tools.

IHXXXXXXXXXX Part Number/ Standard Length m	 I.D. mm	 O.D. mm	 Working Pressure			 Burst Pressure			 Weight kg/m	 min. Bend Radius mm
			MPa	psi	bar	MPa	psi	bar		
IH36810059/40	19	28	1,0	150,0	10	4,0	600,0	40	0,45	200
IH36810032/40	25	34	1,0	150,0	10	4,0	600,0	40	0,53	250
IH36810033/40	30	42	1,0	150,0	10	4,0	600,0	40	0,85	300
IH36810042/40	32	44	1,0	150,0	10	4,0	600,0	40	0,89	320
IH36810034/40	35	48	1,0	150,0	10	4,0	600,0	40	1,05	350
IH36810065/40	38	52	1,0	150,0	10	4,0	600,0	40	1,21	380
IH36810035/40	40	55	1,0	150,0	10	4,0	600,0	40	1,41	400
IH36810036/40	45	61	1,0	150,0	10	4,0	600,0	40	1,67	450
IH36810037/40	50	68	1,0	150,0	10	4,0	600,0	40	2,08	500



POLIAX® D EN 12115

Manufactured according to EN 12115,
meets TRbF 131 Part 2 par. 5.5 (flame resistance)

Hose Construction

- Tube:** Black, smooth antistatic EPM nitrosamine free rubber compound
- Reinforcement:** Synthetic textile fabrics and built-in copper wires to facilitate the electrical connection between hose and end couplings
- Cover:** Black, antistatic ($R < 1 \text{ M } \Omega/\text{m}$), EPDM rubber compound, heat, abrasion, ageing and weather resistant


Applications

Suitable for delivery of highly aggressive chemicals, according to EN 12115

Temperature Range

-35 °C (-31 °F) to +100 °C (+212 °F)

For aggressive chemicals and solvents the hose is intended to be used at room temperature. The hose can be cleaned and sterilized with usual detergents or steam – a temperature of +130 °C (+266 °F) for short periods.



Tolerances

According to EN 12115

On inside diameter:

I.D. 19 - 38 mm: ± 0,50 mm

I.D. 50 - 51mm: ± 0,70 mm

I.D. 63,5 - 100 mm: ± 0,80 mm

On outside diameter:

O.D. 31 - 51 mm: ± 1,00 mm

O.D. 66 - 92 mm: ± 1,20 mm

O.D. 116 - 118 mm: ± 1,60 mm

Length tolerance: ± 1 %



G

WARNING

Delivering chemicals over 25°C (77°F), please contact us. Many chemical products can cause severe injuries to people or damage to property, or risks of environment pollution in case of leakage or burst of the hose. All the necessary measures must be taken in order to avoid accidents both during normal service operations and during the hydrostatic tests, which must be carried out by trained personnel using suitable tools.

IHXXXXXXXXXX Part Number/ Standard Length m	 I.D. mm	 O.D.* mm	 Working Pressure			 Burst Pressure			 Weight kg/m	 min. Bend Radius mm
			MPa	psi	bar	MPa	psi	bar		
IH36810130/40	19	31	1,6	232,0	16	6,4	928,0	64	0,56	125
IH36810131/40	25	37	1,6	232,0	16	6,4	928,0	64	0,71	150
IH36810132/40	32	44	1,6	232,0	16	6,4	928,0	64	0,86	175
IH36810133/40	38	51	1,6	232,0	16	6,4	928,0	64	1,11	225
IH36810134/40	50	66	1,6	232,0	16	6,4	928,0	64	1,72	275
IH36810135/40	63,5	79	1,6	232,0	16	6,4	928,0	64	2,10	300
IH36810136/40	75	91	1,6	232,0	16	6,4	928,0	64	2,56	350
IH36810137/40	100	116	1,2	180,0	12	4,8	696,0	48	3,38	450

EN 12115 EPDM - I.D. - D - PN 16 - BP 64 bar - Ω - Quarter/Year MADE IN ITALY Parker ITR

**POLIAX® D SM EN 12115**

Manufactured according to EN 12115,
meets TRbF 131 Teil 2 par. 5.5
(flame resistance)

**Hose Construction**

- Tube:** Black, smooth antistatic EPM nitrosamine free rubber compound
- Reinforcement:** Synthetic textile fabrics, embedded steel wire helix and built-in copper wires to facilitate the electrical connection between hose and end couplings
- Cover:** Black, antistatic ($R < 1M \Omega/m$), EPDM rubber compound, heat, abrasion, ageing and weather resistant

Suction

- ≤ I.D. 63,5 mm: 0,90 bar (675 mm Hg)
> I.D. 63,5 mm: 0,80 bar (600 mm Hg)

Tolerances

According to EN 12115

On inside diameter:

- I.D. 19 - 38 mm: ± 0,50 mm
I.D. 50 mm: ± 0,70 mm
I.D. 63,5 - 100 mm: ± 0,80 mm

On outside diameter:

- O.D. 31 - 51 mm: ± 1,00 mm
O.D. 66 - 91 mm: ± 1,20 mm
O.D. 116 mm: ± 1,60 mm
Length tolerance: ± 1 %

Applications

Suitable for delivery of aggressive chemicals, according to EN 12115.

Temperature Range

-35 °C (-31 °F) to +100 °C (+212 °F)

For aggressive chemicals and solvents the hose is intended to be used at room temperature. The hose can be cleaned and sterilized with usual detergents or steam – a temperature of +130 °C (+266 °F) for short periods.

WARNING

If delivering chemicals over +25 °C (+77 °F), please contact us. Many chemical products can cause severe injuries to people or damage to property, and here are risks of environmental pollution in case of leakage or hose burst. All necessary measures must be taken in order to avoid accidents both during normal service operations and during hydrostatic tests, which must be carried out by trained personnel using suitable tools.

IHXXXXXXXXXX Part Number/ Standard Length m	 I.D. mm	 O.D. mm	 Working Pressure			 Burst Pressure			 Weight kg/m	 min. Bend Radius mm
			MPa	psi	bar	MPa	psi	bar		
IH36810111/40	19	31	1,6	232,0	16	6,4	928,0	64	0,70	125
IH36810112/40	25	37	1,6	232,0	16	6,4	928,0	64	0,92	150
IH36810113/40	32	44	1,6	232,0	16	6,4	928,0	64	1,09	175
IH36810114/40	38	51	1,6	232,0	16	6,4	928,0	64	1,35	225
IH36810115/40	50	66	1,6	232,0	16	6,4	928,0	64	1,84	275
IH36810116/40	63,5	79	1,6	232,0	16	6,4	928,0	64	2,54	300
IH36810117/40	75	91	1,6	232,0	16	6,4	928,0	64	3,12	350
IH36810118/40	100	116	1,2	180,0	12	4,8	696,0	48	4,41	450

EN 12115 EPDM - I.D. - SD - PN .. - BP .. bar - Q - Quarter/Year - MADE IN ITALY Parker ITR

POLIAX® UPE SM EN 12115

Manufactured according to EN 12115, meets TRbF 131 Part 2 par. 5.5 (flame resistance)



Hose Construction

- Tube:** Translucent, smooth, non-conductive ultra high molecular weight polyethylene (UHMWPE), suitable for foodstuff contact according to FDA, EEC Directive, Italian Decrees
- Reinforcement:** Synthetic textile fabrics, embedded steel wire helix and built-in copper wires to allow the electrical connection between hose and couplings
- Cover:** Black, antistatic ($R < 1 \text{ M } \Omega/\text{m}$), EPDM rubber compound, heat, abrasion, ageing and weather resistant. Other colours available on request

Temperature Range

-15 °C (+5 °F) to +100 °C (+212 °F)
For aggressive chemicals and solvents the hose is intended to be used at room temperature. The hose can be cleaned and sterilized with usual detergents or steam – a temperature of +130 °C (+266 °F) for short periods.

Suction

≤ I.D. 63,5 mm: 0,90 bar (675 mm Hg)
> I.D. 63,5 mm: 0,80 bar (600 mm Hg)

Applications

POLIAX UPE SM EN 12115 is suitable for suction and delivery of a wide range of highly aggressive chemicals such as most industrial acids, alkalis, oils, fuels and solvents.

It can also be used as a flexible connections in paint plants. Suitable for suction and delivery of all foodstuff containing also animal or vegetable fats and oils, according to national and international norms. Refer to the Chemical Resistant Chart to determine compatibility with specific chemicals. For severe or special applications – for tighter bending radius – or if in doubt, please ask our Technical Assistance.







Tolerances

According to EN 12115

On inside diameter:
I.D. 19 - 38 mm: ± 0,50 mm
I.D. 50 mm: ± 0,70 mm
I.D. 63,5 - 100 mm: ± 0,80 mm
On outside diameter:
O.D. 31 - 51 mm: ± 1,00 mm
O.D. 66 - 91 mm: ± 1,20 mm
> O.D. 91 mm: ± 1,60 mm
Length tolerance: ± 1 %

WARNING

If delivering chemicals over +25 °C (+77 °F), please contact us. Many chemical products can cause severe injuries to people or damage to property, and here are risks of environmental pollution in case of leakage or hose burst. All necessary measures must be taken in order to avoid accidents both during normal service operations and during hydrostatic tests, which must be carried out by trained personnel using suitable tools.

IHXXXXXXXXXX Part Number/ Standard Length m	 I.D. mm	 O.D.* mm	 Working Pressure			 Burst Pressure			 Weight kg/m	 min. Bend Radius mm
			MPa	psi	bar	MPa	psi	bar		
POLIAX UPE SM EN 12115										
IH36811501/40	19	31	1,6	232,0	16	6,4	928,0	64	0,71	190
IH36811502/40	25	37	1,6	232,0	16	6,4	928,0	64	0,87	230
IH36811503/40	32	44	1,6	232,0	16	6,4	928,0	64	1,07	260
IH36811504/40	38	51	1,6	232,0	16	6,4	928,0	64	1,35	340
IH36811505/40	50	66	1,6	232,0	16	6,4	928,0	64	2,29	410
IH36811507/40	63,5	79	1,6	232,0	16	6,4	928,0	64	2,51	450
IH36811508/40	75	91	1,6	232,0	16	6,4	928,0	64	3,07	530
IH36811510/20	100	116	1,2	180,0	12	4,8	696,0	48	4,43	680

EN 12115 UPE - I. D. - SD - PN .. - BP .. bar - M - TRbF 131/T2 P.5.5 - Quarter/Year - MADE IN ITALY Parker ITR

**POLIAX UPE CON SM EN 12115**

Manufactured according to EN 12115, meets TRbF 131 Part 2 par. 5.5 (flame resistance)

**Hose Construction**

- Tube:** Lucent, black, smooth, conductive, ultra high molecular weight polyethylene (UHMWPE), suitable for foodstuff contact according to FDA, EEC Directive, Italian Decrees
- Reinforcement:** Synthetic textile fabrics, embedded steel wire helix and built-in copper wires to allow the electrical connection between hose and couplings
- Cover:** Black, antistatic ($R < 1 \text{ M } \Omega/\text{m}$), EPDM rubber compound, heat, abrasion, ageing and weather resistant. Other colours available on request

Temperature Range

-15 °C (+5 °F) to +100 °C (+212 °F)

For aggressive chemicals and solvents the hose is intended to be used at room temperature. The hose can be cleaned and sterilized with usual detergents or steam – a temperature of +130 °C (+266 °F) for short periods.

Suction

≤ I.D. 63,5 mm:
> I.D. 63,5 mm:

0,90 bar (675 mm Hg)
0,80 bar (600 mm Hg)

Tolerances

According to EN 12115

On inside diameter:

I.D. 19 - 38 mm: ± 0,50 mm
I.D. 50 mm: ± 0,70 mm
I.D. 63,5 - 100 mm: ± 0,80 mm

On outside diameter:

O.D. 31 - 51 mm: ± 1,00 mm
O.D. 66 - 91 mm: ± 1,20 mm
> O.D. 91 mm: ± 1,60 mm

Length tolerance:

± 1 %

Applications

POLIAX UPE CON SM EN 12115 is suitable for suction and delivery of a wide range of highly aggressive chemicals such as most industrial acids, alkalis, oils, fuels and solvents.

It can also be used as a flexible connections in paint plants. Suitable for suction and delivery of all foodstuff containing also animal or vegetable fats and oils, according to national and international norms. Refer to the Chemical Resistant Chart to determine compatibility with specific chemicals. For severe or special applications – for tighter bending radius – or if in doubt, please ask our Technical Assistance.

WARNING

If delivering chemicals over +25 °C (+77 °F), please contact us. Many chemical products can cause severe injuries to people or damage to property, and here are risks of environmental pollution in case of leakage or hose burst. All necessary measures must be taken in order to avoid accidents both during normal service operations and during hydrostatic tests, which must be carried out by trained personnel using suitable tools.

IHXXXXXXXXXX Part Number / Standard Length m	 I.D. mm	 O.D.* mm	 Working Pressure			 Burst Pressure			 Weight kg/m	 min. Bend Radius mm
			MPa	psi	bar	MPa	psi	bar		
POLIAX UPE CON SM EN 12115										
IH36811529/40	19	31	1,6	232,0	16	6,4	928,0	64	0,71	190
IH36811530/40	25	37	1,6	232,0	16	6,4	928,0	64	0,87	230
IH36811531/40	32	44	1,6	232,0	16	6,4	928,0	64	1,07	260
IH36811532/40	38	51	1,6	232,0	16	6,4	928,0	64	1,35	340
IH36811534/40	50	66	1,6	232,0	16	6,4	928,0	64	2,29	410
IH36811535/40	63,5	79	1,6	232,0	16	6,4	928,0	64	2,51	450
IH36811536/40	75	91	1,6	232,0	16	6,4	928,0	64	3,07	530
IH36811538/20	100	116	1,2	180,0	12	4,8	696,0	48	4,43	680

EN 12115 UPE - I. D. - SD - PN. - - BP. - bar - Q - TRbF 131/T2 P.5.5 - Quarter/Year - MADE IN ITALY Parker ITR



CARBOBLUE N/L 10 - 20

Hose Construction

- Tube:** Black, smooth, antistatic (R < 1 MΩ/m) and sulphur free EPDM rubber compound nitrosamine free with peroxide curing. Extensive tests on tensile stress, cold bending, heat, and laceration resistance on compound in contact with the additive did not show alteration of its state. In addition, no contamination of the additive was present after 168 hours at the temperature of 70 °C.
- Reinforcement:** Synthetic textile fabrics
- Cover:** Black, smooth, antistatic (R < 1 MΩ/m), EPDM rubber compound nitrosamine free, ageing, heat and weather resistant.



Applications

Hose certified specially designed for additive that reduce the amount of nitrogen oxide and its mixtures (NOx). Composed of 32 % urea aqueous solution (AUS 32/AIR1-AdBlue), the CarboBlue hose is used in applications where there is a requirement for extracting NOx (nitrogen oxide and its mixtures that emit polluted substances into the environment during air combustion) and dramatically reducing exhaust gas from diesel engines. These objectives are included in European parameters EURO IV and EURO V. Suitable for applications in the engines, distributors, refuse incinerators, electrical energy systems. The hose passed the cold bending test.

Temperature Range

-40 °C (-40 °F) +100 °C (+212 °F)
with peaks up to +120 °C (+248 °C)

Tolerances

According to UNI EN ISO 1307/97

On inside diameter: ± 0,80 mm
Length tolerance: ± 1 %

IHXXXXXXXXXX Part Number/ Standard Length m	 I.D. mm	 O.D. mm	 Working Pressure			 Burst Pressure			 Weight kg/m	 min. Bend Radius mm
			MPa	psi	bar	MPa	psi	bar		
CARBOBLUE N/L 10										
IH30515030/100	16	23	1,0	150,0	10	3,0	450,0	30	0,27	100
IH30515031/80	19	27	1,0	150,0	10	3,0	450,0	30	0,37	115
IH30515032/50	25	36	1,0	150,0	10	3,0	450,0	30	0,68	150
CARBOBLUE N/L 20										
IH30515042/100	4	10	2,0	300,0	20	6,0	900,0	60	0,08	30
IH30515043/100	6	12	2,0	300,0	20	6,0	900,0	60	0,11	40
IH30515044/100	8	15	2,0	300,0	20	6,0	900,0	60	0,16	50
IH30515045/100	10	17	2,0	300,0	20	6,0	900,0	60	0,19	60
IH30515046/100	13	20	2,0	300,0	20	6,0	900,0	60	0,23	80
IH30515040/80	16	26	2,0	300,0	20	6,0	900,0	60	0,43	100
IH30515041/80	19	30	2,0	300,0	20	6,0	900,0	60	0,56	115
IH30515047/50	25	37	2,0	300,0	20	6,0	900,0	60	0,76	150



aerospace
 climate control
 electromechanical
 filtration
 fluid & gas handling
 hydraulics
 pneumatics
 process control
 sealing & shielding



Material Handling Hose



ENGINEERING YOUR SUCCESS.



Sandblast



LIBECCIO EN ISO 3861

Recommended for pneumatic conveying of dry sand and cement, gravel, metal and other dry abrasive materials.

Cement



CEMENT SM 10

Suitable for delivery and suction of dry cement



CEMENT 713 10

Suitable for delivery of dry cement.

Mortar



INTONACATRICI 12 - 25 - 40

Designed for delivery of sand, gravel (12), mortar and wet cement (25 and 40) from plaster machines or spray nozzles.

Concrete



BETON 80

Suitable for placement of concrete at casting locations by concrete pumps at the ends of the machine arms.

General Purpose



MULTIREX PU/ANC

Suitable for suction and delivery of abrasive materials.



MEDIREX PU

Resistance to internal abrasion for suction and delivery.



FORTIREX PU/ANC


Excellent abrasion resistance to internal abrasion for suction and delivery.



APERSPIR PU

Suitable for food and for medium abrasive materials.

Special Heavy Duty



CERGOM

Suitable for pneumatic suction and delivery of dry cement, coal, CDR (fuel by-waste material), minerals, ceramic powder, glass recovery, fibreglass, and to load tankers and storage bins or silos.



H – Material Handling Hose

Sandblast

LIBECCIO EN ISO 3861 ▶ H4

Cement

CEMENT SM 10 ▶ H5

CEMENT 713 10 ▶ H6

Mortar

INTONACATRICI 12 ▶ H7

INTONACATRICI 25 - 40 ▶ H8

Concrete

BETON 80 ▶ H9

General Purpose

MULTIREX PU/ANC ▶ H10

MEDIREX PU ▶ H11

FORTIREX PU/ANC ▶ H12

APERSPIR PU ▶ H13

Special Heavy Duty

CERGOM ▶ H14

A



B



C



D



E



F



G



H



I



J



K



L



M



N



O




LIBECCIO EN ISO 3861

Exceeds the requirements of EN ISO 3861

Hose Construction

Tube: Smooth, black, antistatic, abrasion resistant BR/NR rubber compound. Abrasion according to ISO 4649: max. 60 - 70 mm³

Reinforcement: Synthetic textile fabrics
Cover: Black, smooth, antistatic, weather and abrasion resistant SBR/NBR compound. The cover is pinpricked to prevent blistering and bubbling, max. resistance on finished hose: 2,0 MΩ/m



Tolerances

RMA steel mandrel

On inside diameter:

≤ I.D. 38 mm: ± 0,79 mm

> I.D. 38 mm: ± 1,59 mm

On outside diameter: ± 1,59 mm

Length tolerance: ± 1 %

Note

Available on request:

LIBECCIO EN ISO 3861/E with built-in copper wires to provide electrical continuity between both ends.

Safety note

This hose is manufactured to carry a working pressure of 10 bar, but the EN ISO 3861 prescribes a max. W.P. of 6.3 bar.

Applications

Suitable for conveying of wet and dry sand and grit blasting materials.

Temperature Range

-30 °C (-22 °F) to +70 °C (+158 °F)

IHXXXXXXXXXX Part Number/ Standard Length m	 I.D. mm	 O.D. mm	 Working Pressure			 Burst Pressure			 Weight kg/m	 min. Bend Radius mm
			MPa	psi	bar	MPa	psi	bar		
LIBECCIO EN ISO 3861										
IH36820200/40	25	40	1,0	150,0	10	4,0	600,0	40	0,92	250
IH36820201/40	30	45	1,0	150,0	10	4,0	600,0	40	1,05	300
IH36820202/40	32	48	1,0	150,0	10	4,0	600,0	40	1,37	320
IH36820205/40	35	54	1,0	150,0	10	4,0	600,0	40	1,56	350
IH36820204/40	40	60	1,0	150,0	10	4,0	600,0	40	1,85	400
IH36820206/40	50	72	1,0	150,0	10	4,0	600,0	40	2,54	500
IH36820207/40	60	82	1,0	150,0	10	4,0	600,0	40	2,95	600
IH36820209/20	80	105	1,0	150,0	10	4,0	600,0	40	4,32	800
IH36820210/20	90	115	1,0	150,0	10	4,0	600,0	40	4,84	900
IH36820211/20	100	125	1,0	150,0	10	4,0	600,0	40	5,30	1000
LIBECCIO L EN ISO 3861										
IH36820300/40	19	33	1,0	150,0	10	4,0	600,0	40	0,69	190
IH36820301/40	25	39	1,0	150,0	10	4,0	600,0	40	0,84	250
IH36820303/40	38	55	1,0	150,0	10	4,0	600,0	40	1,46	380
IH36820305/40	42	60	1,0	150,0	10	4,0	600,0	40	1,70	420
IH36820306/40	50	70	1,0	150,0	10	4,0	600,0	40	2,28	500
IH36820307/40	60	80	1,0	150,0	10	4,0	600,0	40	2,66	600

RUBBER HOSE LIBECCIO EN ISO 3861 ID mm - WP 1,0 MPa - BP 4,0 MPa ABRASION 60/70 mm³ MADE IN ITALY Parker ITR



CEMENT SM 10

Hose Construction

- Tube:** Black, antistatic smooth abrasion resistant BR/NR rubber compound. Abrasion max. 60 - 70 mm³
- Reinforcement:** Synthetic textile fabrics, embedded steel wire helix
- Cover:** Black, abrasion and weather-resistant, SBR rubber compound



Applications

Suitable for suction and delivery of dry cement to road tankers and storage bins or silos.

Temperature Range

-30 °C (-22 °F) to +70 °C (+158 °F)

Tolerances

RMA steel mandrel

On inside diameter: ± 1,59 mm

Length tolerance: ± 1 %

Note

On request, with built-in copper wires to provide electrical continuity between both ends (CEMENT SM/E).

IHXXXXXXXXXX Part Number/ Standard Length m	 I.D. mm	 O.D. mm	 Working Pressure			 Burst Pressure			 Weight kg/m	 min. Bend Radius mm
			MPa	psi	bar	MPa	psi	bar		
CEMENT SM 10										
IH36923100/40	50	64	0,1	150,0	10	3,0	450,0	30	1,92	300
IH36923101/40	60	74	0,1	150,0	10	3,0	450,0	30	2,26	360
IH36923105/20	75	93	0,1	150,0	10	3,0	450,0	30	3,53	450
IH36923102/20	100	118	0,1	150,0	10	3,0	450,0	30	4,80	600
IH36923104/20	110	128	0,1	150,0	10	3,0	450,0	30	5,21	660
IH36923107/20	125	143	0,1	150,0	10	3,0	450,0	30	5,77	750
CEMENT SM H 10										
IH36923108/20	80	100	0,1	150,0	10	3,0	450,0	30	4,32	480
IH36923106/20	100	120	0,1	150,0	10	3,0	450,0	30	5,24	600
IH36923109/20	120	140	0,1	150,0	10	3,0	450,0	30	6,54	720



CEMENT 713 10

Hose Construction

- Tube:** Smooth, black, antistatic, abrasion resistant BR/ NR rubber compound. Abrasion according to DIN 53516 - ISO 4649 - ASTM D 5963: max. 60 - 70 mm³
- Reinforcement:** Synthetic textile fabrics and built-in copper wire giving electrical continuity between both ends.
- Cover:** Black, abrasion and weather-resistant, SBR rubber compound.



Tolerances

- RMA steel mandrel
- On inside diameter:** ± 1,59 mm
- On outside diameter:** ± 1,59 mm
- Length tolerance:** ± 1 %

Applications

Suitable for delivery of dry cement, grain, seeds and animal feed to road tankers and storage bins or silos.

Temperature Range

-30 °C (-22 °F) to +70 °C (+158 °F)


IHXXXXXXXXXX Part Number/ Standard Length m	 I.D. mm	 O.D. mm	 Working Pressure			 Burst Pressure			 Weight kg/m	 min. Bend Radius mm
			MPa	psi	bar	MPa	psi	bar		
IH36822223/40	50	68	1,0	145,0	10	3,0	450,0	30	2,04	600
IH36822224/40	60	78	1,0	145,0	10	3,0	450,0	30	2,38	720
IH36822225/40	63,5	81	1,0	145,0	10	3,0	450,0	30	2,49	760
IH36822226/40	75	85	1,0	145,0	10	3,0	450,0	30	1,64	–
IH36822217/40	75	93	1,0	145,0	10	3,0	450,0	30	2,92	900
IH36822222/40	80	98	1,0	145,0	10	3,0	450,0	30	3,10	960
IH36822230/40	90	110	1,0	145,0	10	3,0	450,0	30	3,90	1080
IH36822233/40	100	112	1,0	145,0	10	3,0	450,0	30	2,54	–
IH36822220/40	100	120	1,0	145,0	10	3,0	450,0	30	4,29	1200



INTONACATRICI 12

Hose Construction

Tube:	Black, abrasion resistant, smooth BR/NR rubber compound. Abrasion max. 60 - 70 mm ³
Reinforcement:	Synthetic textile fabrics
Cover:	Black, abrasion and weather-resistant, SBR rubber compound



Applications

Designed for delivery of plaster and abrasive materials such as sand, gravel, mortar and wet cement from plastering machines or spray nozzles.

Temperature Range

-30 °C (-22 °F) to +70 °C (+158 °F)

Tolerances

RMA steel mandrel

On inside diameter:

I.D. 19 mm: ± 0,79 mm

> I.D. 19 mm: ± 1,59 mm

On outside diameter:

± 1,59 mm

Length tolerance:

± 1 %

Note

Available on request:

INTONACATRICI /E – with built-in copper wires to provide electrical continuity between both ends.

IHXXXXXXXXXX Part Number/ Standard Length m	 I.D. mm	 O.D. mm	 Working Pressure			 Burst Pressure			 Weight kg/m	 min. Bend Radius mm
			MPa	psi	bar	MPa	psi	bar		
IH36822055/40	19	33	1,2	174,0	12	4,0	600,0	40	0,70	–
IH36822049/40	50	65	1,2	174,0	12	4,0	600,0	40	1,66	–
IH36822062/40	60	78	1,2	174,0	12	4,0	600,0	40	2,50	–
IH36822052/40	65	85	1,2	174,0	12	4,0	600,0	40	3,03	–


RUBBER HOSE INTONACATRICI 12 bar MADE IN ITALY Parker ITR



INTONACATRICI 25 - 40

Hose Construction

- Tube:** Black, abrasion resistant, antistatic smooth BR/NR rubber compound.
Abrasion max. 60 - 70 mm³
- Reinforcement:** Synthetic textile fabrics
- Cover:** Black, abrasion and weather-resistant, SBR rubber compound



Applications

Designed for delivery of plaster and abrasive materials such as mortar and wet cement from plastering machines or spray nozzles.

Temperature Range

-30 °C (-22 °F) to +70 °C (+158 °F)

Tolerances

RMA steel mandrel

On inside diameter:

≤ I.D. 35 mm: ± 0,79 mm

> I.D. 35 mm: ± 1,59 mm

On outside diameter:

± 1,59 mm

Length tolerance:

± 1 %

IHXXXXXXXXXX Part Number/ Standard Length m	 I.D. mm	 O.D. mm	 Working Pressure			 Burst Pressure			 Weight kg/m	 min. Bend Radius mm
			MPa	psi	bar	MPa	psi	bar		
INTONACATRICI 25										
IH36822001/40	25	37	2,5	362,5	25	7,5	1087,5	75	0,81	300
IH36822003/40	30	42	2,5	362,5	25	7,5	1087,5	75	0,93	360
IH36822000/40	35	48	2,5	362,5	25	7,5	1087,5	75	1,16	420
IH36822063/40	40	53	2,5	362,5	25	7,5	1087,5	75	1,27	480
IH36822002/40	50	66	2,5	362,5	25	7,5	1087,5	75	1,92	600
INTONACATRICI H 25										
IH36822013/40	65	85	2,5	362,5	25	7,5	1087,5	75	3,03	780
INTONACATRICI 40										
IH36822041/40	32	46	4,0	600,0	40	12,0	1740,0	120	1,14	380
IH36822050/20	65	85	4,0	600,0	40	12,0	1740,0	120	3,04	780
INTONACATRICI L 40										
IH36822030/40	25	38	4,0	600,0	40	12,0	1740,0	120	0,89	300
IH36822044/40	35	49	4,0	600,0	40	12,0	1740,0	120	1,24	420
IH36822031/40	50	66	4,0	600,0	40	12,0	1740,0	120	1,95	600
INTONACATRICI H 40										
IH36822004/40	40	56	4,0	600,0	40	12,0	1740,0	120	1,60	480

RUBBER HOSE INTONACATRICI W.P. bar MADE IN ITALY Parker ITR



BETON 80

Hose Construction

Tube: Smooth, black NR/SBR compound resistant to the abrasive action of the concrete abrasion DIN 53516: max. 50±5 mm³

Reinforcement: Steel wire cord plies

Cover: Black, smooth, weather and abrasion resistant NR/SBR rubber compound



Applications

Suitable for placement of concrete at casting locations by concrete pumps at the ends of the machine arms.

Supplied assembled with swaged on full flow hardened couplings at one end or both ends.

Temperature Range

-40 °C (-40 °F) to +70 °C (+158 °F)

Tolerances

On outside diameter:

RMA steel mandrel: ± 1,59 mm

On inside diameter:

According to UNI EN ISO 1307/97

≤ I.D. 65 mm: ± 1,20 mm

I.D. 76 mm: ± 1,40 mm

I.D. 100 - 125 mm: ± 1,60 mm

Length tolerance: ± 1 %

Branding

On the coupling:

BETON 80 bar Parker ITR month/year

IHXXXXXXXXXX Part Number/ Standard Length m	 I.D. mm	 O.D. mm	 Working Pressure			 Burst Pressure			 Weight kg/m	 min. Bend Radius mm
			MPa	psi	bar	MPa	psi	bar		
IH36827051/0	51	75	8,0	1200,0	80	20,0	3000,0	200	3,96	380
IH36827052/0	65	89	8,0	1200,0	80	20,0	3000,0	200	4,84	400
IH36827053/0	76	100	8,0	1200,0	80	20,0	3000,0	200	5,40	400
IH36827054/0	100	124	8,0	1200,0	80	20,0	3000,0	200	7,04	550
IH36827055/0	125	150	8,0	1200,0	80	20,0	3000,0	200	8,90	700



**MULTIREX PU/ANC****Hose Construction**

Light and flexible hose having a grey rigid PVC spiral embedded in a transparent flexible PVC wall. With external copper wire giving the electrical continuity. Inside PU layer 0,4 mm.

Foods and beverages – the polyurethane used is in conformity with:

- FDA - CFR 21 parts 175,105, 177,1680, 177,2600
- CEE 82/711, 85/572, 89/10, 90/128, 92/30, 93/8, 95/3, 98/11
- German BGA for foodstuff application

**Suction**

≤ I.D. 40 mm:	0,75 bar (563 mm Hg)
I.D. 45 - 152 mm:	0,70 bar (530 mm Hg)

Tolerances

On inside/outside diameter: ± 4 %

Length tolerance: ± 1 %

All other technical data are subject to a: ± 5 % tolerance.

Applications

Suction and pressure hose for: water, fertilisers, food industry, chemical industry, industry for the manufacturing of wood and plastic materials, ventilation, pharmaceutical industry, mechanical engineering.

Temperature Range

-15 °C (+5 °F) to +65 °C (+149 °F)

IHXXXXXXXX/XX Part Number/ Standard Length m	 I.D. mm	 Wall Thickness mm	 Working Pressure			 Burst Pressure			 Weight kg/m	 min. Bend Radius mm
			MPa	psi	bar	MPa	psi	bar		
IH36608040/30	40	–	0,7	101,5	7	2,1	304,5	21	0,6	242
IH35608045/30	45	–	0,7	101,5	7	2,1	304,5	21	0,6	267
IH35608050/30	50	–	0,7	94,3	6,5	2,0	282,8	19,5	0,8	293
IH35608055/30	55	–	0,7	94,3	6,5	2,0	282,8	19,5	0,8	318
IH35608060/30	60	–	0,6	87,0	6	1,8	261,0	18	0,9	345
IH35608065/30	65	–	0,6	79,8	5,5	1,7	239,3	16,5	1,0	370
IH35608070/30	70	–	0,5	65,3	4,5	1,4	195,8	13,5	1,2	400
IH35608075/30	75	–	0,5	65,3	4,5	1,4	195,8	13,5	1,3	425
IH35608080/30	80	–	0,4	58,0	4	1,2	174,0	12	1,6	453
IH35608090/30	90	–	0,4	50,8	3,5	1,1	152,3	10,5	1,9	510
IH35608102/30	102	–	0,4	50,8	3,5	1,1	152,3	10,5	2,3	573
IH35608120/30	120	–	0,3	43,5	3	0,9	130,5	9	2,8	663
IH35608152/20	152	–	0,2	29,0	2	0,6	87,0	6	4,4	835

MEDIREX PU

Hose Construction

Flexible hose having a white rigid spiral embedded in a metallized green colour flexible hose. PU body with 1,5 mm wall thickness.

Applications

Excellent resistance to pressure and vacuum.
 Superior resistance to internal abrasion.
 Resistant to atmospheric conditions and chemicals.
 Suction and ducting hose especially for sand, gravel, cement, slurry, etc.
 Specially suitable for abrasive media.

Temperature Range

-25 °C (-13 °F) to +60 °C (+140 °F)



Suction

0,80 bar (600 mm Hg)

Tolerances

On inside/outside diameter: ± 4 %







Length tolerance: ± 1 %

All other technical data are subject to a: ± 5 % tolerance.

Note

Available on request:

MEDIREX PU/ANC with an embedded copper wire to assure electrical continuity.

IHXXXXXXXXXX Part Number/ Standard Length m	 I.D. mm	 Wall Thickness mm	 Working Pressure			 Burst Pressure			 Weight kg/m	 min. Bend Radius mm
			MPa	psi	bar	MPa	psi	bar		
IH35583038/50	38	–	0,7	101,5	7	2,1	304,5	21	0,7	212
IH35583050/50	50	–	0,7	101,5	7	2,1	304,5	21	1,1	267
IH35583063/50	63	–	0,6	87,0	6	1,8	261,0	18	1,4	330
IH35583075/50	75	–	0,5	72,5	5	1,5	217,5	15	1,8	390
IH35583100/30	100	–	0,3	43,5	3	0,9	130,5	9	3,0	510
IH35583150/20	150	–	0,2	29,0	2	0,6	87,0	6	5,0	745



**FORTIREX PU/ANC****Hose Construction**

Flexible hose having a white rigid spiral embedded in a metallized green colour flexible hose. With an embedded copper wire to assure electrical continuity. PU body with 1,5 mm wall thickness.

**Applications**

Excellent resistance to pressure and vacuum.
Superior resistance to internal abrasion.
Resistant to atmospheric conditions and chemicals.
Suction and ducting hose especially for sand, gravel, cement, slurry, etc.
Specially suitable for abrasive media.

Suction

0,90 bar (675 mm Hg)

Tolerances

On inside/outside diameter: $\pm 4 \%$

Length tolerance: $\pm 1 \%$

All other technical data are subject to a: $\pm 5 \%$ tolerance.

Temperature Range

-25 °C (-13 °F) to +60 °C (+140 °F)

IHXXXXXXXXXX Part Number/ Standard Length m	 I.D. mm	 Wall Thickness mm	 Working Pressure			 Burst Pressure			 Weight kg/m	 min. Bend Radius mm
			MPa	psi	bar	MPa	psi	bar		
IH35527038/50	38	–	0,9	130,5	9	2,7	391,5	27	0,8	336
IH35527040/50	40	–	0,9	130,5	9	2,7	391,5	27	0,9	350
IH35527050/50	50	–	0,8	116,0	8	2,4	348,0	24	1,2	427
IH35527060/50	60	–	0,8	108,8	7,5	2,3	326,3	22,5	1,6	501
IH35527070/50	70	–	0,7	101,5	7	2,1	304,5	21	1,9	585
IH35527075/50	75	–	0,7	94,3	6,5	2,0	282,8	19,5	2,0	620
IH35527080/50	80	–	0,7	94,3	6,5	2,0	282,8	19,5	2,2	752
IH35527090/50	90	–	0,6	79,8	5,5	1,7	239,3	16,5	2,6	840
IH35527100/30	100	–	0,5	72,5	5	1,5	217,5	15	3,1	928
IH35527120/30	120	–	0,4	58,0	4	1,2	174,0	12	4,0	1102
IH35527152/20	152	–	0,3	43,5	3	0,9	130,5	9	6,3	1368

FORTIREX PU/ANC I.D. mm Parker ITR

APERSPIR PU

Hose Construction

Multilayer PU-PVC hose with a steel wire reinforcement spiral. Inside wall PU, outside layer soft PVC.

Perfect adhesion between layers.

Standard colour: clear – transparent.

Foods and beverages – the polyurethane used is in conformity with:

- FDA-CRF 21 parts 175,105, 177, 1680, 177, 2600
- CEE 82/711, 85/572, 89/109, 90/128, 92/30, 93/8, 95/3, 98/11
- German BGA for foodstuff application



Suction

0,95 bar (713 mm Hg)

Tolerances

On inside/outside diameter: ± 4 %

Length tolerance: ± 1 %

All other technical data are subject to a: ± 5% tolerance.

Applications







Very heavy tasks and applications: industry, construction, agriculture.

Particularly suitable for food at high speed as well as for very abrasive media, such as cement, sand, gravel, grains, metal shavings, etc.

Temperature Range

-20 °C (-4 °F) to +80 °C (+176 °F)

for short peaks +90/100 °C (+194/212 °F)

IHXXXXXXXXXX Part Number/ Standard Length m	 I.D. mm	 Wall Thickness mm	 Working Pressure			 Burst Pressure			 Weight kg/m	 min. Bend Radius mm
			MPa	psi	bar	MPa	psi	bar		
IH35644030/20	30	–	0,6	90,0	6	1,8	270,0	18	0,63	120
IH35644038/20	38	–	0,6	90,0	6	1,8	270,0	18	0,80	152
IH35644040/20	40	–	0,6	90,0	6	1,8	270,0	18	0,95	160
IH35644045/20	45	–	0,6	90,0	6	1,8	270,0	18	1,15	180
IH35644050/20	50	–	0,6	90,0	6	1,8	270,0	18	1,30	200
IH35644051/20	51	–	0,6	90,0	6	1,8	270,0	18	1,30	204
IH35644060/20	60	–	0,5	72,5	5	1,5	217,5	15	1,75	240
IH35644070/20	70	–	0,5	72,5	5	1,5	217,5	15	2,10	280
IH35644076/20	76	–	0,4	58,0	4	1,2	174,0	12	2,30	304
IH35644102/20	102	–	0,3	43,5	3	0,9	130,5	9	3,75	408



**CERGOM**


Parker ITR International Patent
PCT-EP2007-057488

Hose Construction

Tube: ceramic hexagonal plates (sinterized Alumina) processed to match black BR/NR rubber compound, highly resistant to abrasion. Good resistance to some chemical products: please contact our technical assistance for guidelines about these applications. The plates are made from Alumina Oxide and produced sinterizing atomized dust according to the most advanced technology. A peculiar dense structure and a very high hardness are assured by a special manufacturing process. These features place this hose on top of quality for wear resistance as ever before. The special surface guarantees a perfect flow of the medium avoiding problems due to packing and oxidation.

Reinforcement: synthetic textile fabrics, embedded steel wire helix and built-in copper wires to provide electrical continuity between both ends.

Cover: black, antistatic ($R < 2,0 \text{ M}\Omega/\text{m}$), abrasion and weather-resistant, SBR/NBR rubber compound.



Supplied in customized lengths assembled with standard flanges DIN PN 10/16 and, on request, with special fittings, the working pressure is of 3-6 bar according to assembly method.

Temperature Range

-30 °C (-22 °F) to +70 °C (+158 °F)

Standard lengths**Customized lengths**

≤ I.D. 63,5 mm:	up to 20 m
I.D. 70 - 150 mm:	up to max 15 m
≥ I.D. 200 mm:	up to max 10 m

Tolerances

Length tolerance: ± 1 %

Applications

Suitable for pneumatic suction and delivery of dry cement, coal, CDR (fuel by-waste material), minerals, ceramic powder, glass recovery, fibreglass, and to load tankers and storage bins or silos.

Applications in the industries: steelworks, cookery, thermoelectric power plant, cement works, mining industries, ceramic works, glassworks, insulating material manufactures etc.

IHXXXXXXXXXX Part Number / Standard Length m	 I.D. mm	 O.D. mm	 Max. Working Pressure			 Burst Pressure			 Weight kg/m	 min. Bend Radius mm
			MPa	psi	bar	MPa	psi	bar		
IH36829020/0	25	49	0,6	90,0	6	1,8	261,0	18	2,59	375
IH36829021/0	32	56	0,6	90,0	6	1,8	261,0	18	3,07	480
IH36829022/0	38	62	0,6	90,0	6	1,8	261,0	18	3,48	570
IH36829023/0	42	66	0,6	90,0	6	1,8	261,0	18	3,75	630
IH36829024/0	48	72	0,6	90,0	6	1,8	261,0	18	4,17	720
IH36829025/0	50	74	0,6	90,0	6	1,8	261,0	18	4,31	750
IH36829026/0	60	86	0,6	90,0	6	1,8	261,0	18	5,27	900
IH36829027/0	63,5	90	0,6	90,0	6	1,8	261,0	18	5,54	953
IH36829028/0	70	100	0,6	90,0	6	1,8	261,0	18	6,00	1050
IH36829029/0	75	105	0,6	90,0	6	1,8	261,0	18	6,35	1125
IH36829030/0	80	110	0,6	90,0	6	1,8	261,0	18	6,93	1200
IH36829031/0	100	132	0,6	90,0	6	1,8	261,0	18	8,56	1500
IH36829032/0	114	147	0,6	90,0	6	1,8	261,0	18	13,24	1710
IH36829033/0	125	158	0,6	90,0	6	1,8	261,0	18	14,42	1875
IH36829034/0	150	188	0,6	90,0	6	1,8	261,0	18	19,42	2250
IH36829035/0	200	240	0,6	90,0	6	1,8	261,0	18	27,68	3045

RUBBER HOSE CERGOM MADE IN ITALY Parker ITR

RUBBER HOSE DRINKPRESS



aerospace
climate control
electromechanical
filtration
fluid & gas handling
hydraulics
pneumatics
process control
sealing & shielding

FOOD QUALITY RD/128/CEE Parker



Beverage and Food Hoses



ENGINEERING YOUR SUCCESS.



General Purpose



DRINKPRESS WB/L 10
GAMBRINUS WB 10
GAMBRINUS SM WB 10

It is recommended for light suction and delivery of all foodstuffs containing animal or vegetable fats such as milk and fruit juices. Conforming to Italian Legislation - D.M.21-3-73 and subsequent improvements, and F.D.A.



GAMBRINUS UPE WB SM EN 12115

Suitable for delivery of all foodstuffs containing animal or vegetable fats and oils. Manufactured according to EN 12115 standard, E.U = Directive 90/128 EEC, U.S.A. = F.D.A., Italy = Ministerial Decrees 21-3-73 and 220 of 26-4-93. I.D. from 19 to 100 mm; Working Pressure: 10 -16 bar



ENOTRIA 10

Recommended for light suction and delivery of wine, beer, liqueurs and fruit juices. Conforming to Italian Legislation - D.M.21-3-73 and subsequent improvements, and F.D.A.



FALERNO 10

Recommended for suction and delivery of wine, beer, liqueurs and fruit juices. Conforming to Italian Legislation - D.M.21-3-73 and subsequent improvements, and F.D.A.



ALIREX

Suitable for suction and delivery of fruit juices, wine, beer and liqueurs having an alcohol content of up to 20 %. Meets the European Directive 90/128 CEE Class A, B, and C



ENOREX
ENOREX NA

For suction and delivery of wine, suitable for foodstuffs related to simulators A,B and C of the European Directive 90/128 CEE, when an easy sliding is requested. Available in phthalate free version = ENOREX PF/NA



APERSPIR

Suitable for suction and delivery of liquid foodstuffs. Meets the European Directive 90/128 CEE Class A, B, and C.



VINITRESS

Suitable for delivery of foodstuffs in accordance with European Directive 90/128 CEE Class A, B and C.

Milk Tanker



MILK SM WB 10


Premium quality hose, approved by FDA and BgVV. Easy handling makes this hose particularly suitable to milk collection. It can be used also for food and alcoholic drink

Bulk Material



RESILO 5
RESILO SM 5

Suitable for conveying food in granular or powder form and PVC granulates. FDA approved. Complying with Italian Legislation - D.M.N ° 338 of 22-7-98 for aqueous, acid and alcoholic liquid food.



Fish Pump



ITTIREX

Suitable for suction and delivery of fish.



I – Beverage and Food Hose

General Purpose

DRINKPRESS WB/L 10	▶	I4
GAMBRINUS WB 10	▶	I5
GAMBRINUS SM WB 10	▶	I6
GAMBRINUS UPE WB SM EN 12115	▶	I7
ENOTRIA 10	▶	I8
FALERNO 10	▶	I9
ALIREX	▶	I10
ENOREX	▶	I11
ENOREX NA	▶	I12
APERSPIR	▶	I13
VINITRESS	▶	I14

Milk Tanker

MILK SM WB 10	▶	I15
---------------	---	-----

Bulk Material

RESILO 5	▶	I16
RESILO SM 5	▶	I17

Fish Pump

ITTIREX	▶	I18
---------	---	-----

A



B



C



D



E



F



G



H



I



J



K



L



M



N



O



DRINKPRESS WB/L 10

Hose Construction

- Tube:** White colour, non-toxic, smooth NBR/CR/IR rubber compound (conforming to Italian Legislation D.M. 21-3-1973 and to the relevant CEE directive and FDA)
- Reinforcement:** Synthetic textile yarns
- Cover:** Blue (WB), smooth. Oils, grease, abrasion and weather-resistant NBR/PVC rubber compound



Applications

Manufactured with taste and odour-free rubber, it is recommended for delivery of all foodstuffs containing animal or vegetable fats and oils as well as beverages such as milk, mineral water, fruit juices, wine and liqueurs (corresponding to the simulators A, B, C and D of D.M. dated 26-4-93). Also suitable for wash-down in food processing plants such as dairies and abattoirs, hot water and detergents.

Temperature Range

-20 °C (+4 °F) to +95 °C (+203 °F)

Tolerances

According to UNI EN ISO 1307/97

On inside diameter:

≤ I.D. 19 mm: ± 0,80 mm

I.D. 25 mm: ± 1,20 mm

Length tolerance: ± 1 %

Cleaning

Hose can be washed and sterilised with usual detergents or steam cleaned to a maximum temperature of +120 °C (+248 °F) for short periods.

Recommendations


The hose should be cleaned and left empty after use.

IHXXXXXXXXXX Part Number / Standard Length m	 I.D. mm	 O.D. mm	 Working Pressure			 Burst Pressure			 Weight kg/m	 min. Bend Radius mm
			MPa	psi	bar	MPa	psi	bar		
IH30240022/40	10	19	1,0	150,0	10	3,0	450,0	30	0,31	80
IH30240020/40	13	23	1,0	150,0	10	3,0	450,0	30	0,42	105
IH30240025/40	16	26	1,0	150,0	10	3,0	450,0	30	0,49	130
IH30240030/40	19	31	1,0	150,0	10	3,0	450,0	30	0,71	150
IH30240035/40	25	39	1,0	150,0	10	3,0	450,0	30	1,05	200

GAMBRINUS WB 10

Hose Construction

- Tube:** White colour, non-toxic, smooth NBR/CR/IR rubber compound (conforming to Italian Legislation D.M. 21-3-1973 and to the relevant CEE directive and FDA)
- Reinforcement:** Synthetic textile fabrics
- Cover:** Blue (WB), abrasion and weather-resistant EPDM rubber compound



Applications

Manufactured with taste and odour-free rubber, it is recommended for light suction and delivery of all foodstuff containing animal or vegetable fats and oils as well as beverages such as milk, mineral water, beer, and fruit juices, wine and liqueurs (corresponding to the simulators A, B, C and D of D.M. 220 dated 26-4-93).

Temperature Range

-15 °C (+5 °F) to +70 °C (+158 °F)

Suction







light suction 0,3 bar (230 mm Hg)

Tolerances

- RMA steel mandrel
- On inside diameter:**
- ≤ I.D. 38 mm: ± 0,79 mm
 - > I.D. 38 mm: ± 1,59 mm
- On outside diameter:** ± 1,59 mm
- Length tolerance:** ± 1 %

Cleaning

Hose can be washed and sterilised with usual detergents or steam cleaned to a maximum temperature of +120 °C (+248 °F) for short periods.


IHXXXXXXXXXX Part Number/ Standard Length m	 I.D. mm	 O.D. mm	 Working Pressure			 Burst Pressure			 Weight kg/m	 min. Bend Radius mm
			MPa	psi	bar	MPa	psi	bar		
GAMBRINUS WB 10										
IH36242070/40	19	31	1,0	150,0	10	3,0	450,0	30	0,70	190
IH36242071/40	25	39	1,0	150,0	10	3,0	450,0	30	1,03	250
IH36242069/40	30	44	1,0	150,0	10	3,0	450,0	30	1,18	300
IH36242072/40	32	46	1,0	150,0	10	3,0	450,0	30	1,25	320
IH36242074/40	38	54	1,0	150,0	10	3,0	450,0	30	1,67	380
IH36242077/40	40	60	1,0	150,0	10	3,0	450,0	30	2,25	400
IH36242073/40	50	70	1,0	150,0	10	3,0	450,0	30	2,69	500
IH36242152/40	60	80	1,0	150,0	10	3,0	450,0	30	3,10	600
IH36242075/20	65	85	1,0	150,0	10	3,0	450,0	30	3,34	650
IH36242076/20	75	99	1,0	150,0	10	3,0	450,0	30	4,69	750
IH36242155/20	100	125	1,0	150,0	10	3,0	450,0	30	6,34	1000
GAMBRINUS L WB 10										
IH36242150/40	20	29	1,0	150,0	10	3,0	450,0	30	0,57	200



GAMBRINUS SM WB 10

Hose Construction

- Tube:** White colour, non-toxic, smooth NBR/CR/IR rubber compound (conforming to Italian Legislation D.M. 21-3-1973 and to the relevant CEE directive and FDA)
- Reinforcement:** Synthetic textile fabrics, embedded steel wire helix
- Cover:** Blue (WB), abrasion and weather-resistant EPDM rubber compound



Applications

Manufactured with taste and odour-free rubber, it is recommended for suction and delivery of all foodstuff containing animal or vegetable fats and oils as well as beverages such as milk, mineral water, beer, and fruit juices, wine and liqueurs (corresponding to the simulators A, B, C and D of D.M. 220 dated 26-4-93).

Temperature Range

-15 °C (+5 °F) to +70 °C (+158 °F)

Suction

Max. 0,8 bar (600 mm Hg)

Tolerances

RMA steel mandrel

On inside diameter:

≤ I.D. 38 mm: ± 0,79 mm

> I.D. 38 mm: ± 1,59 mm







Length tolerance: ± 1 %

Cleaning

Hose can be washed and sterilised with usual detergents or steam cleaned to a maximum temperature of +120 °C (+248 °F) for short periods.

Recommendations

The hose should be cleaned and left empty after use.

IHXXXXXXXXXX Part Number / Standard Length m										
	I.D. mm	O.D. mm	MPa	psi	bar	MPa	psi	bar	kg/m	min. Bend Radius mm
IH36242083/40	19	31	1,0	150,0	10	3,0	450,0	30	0,74	115
IH36242084/40	25	36	1,0	150,0	10	3,0	450,0	30	0,92	150
IH36242080/40	30	42	1,0	150,0	10	3,0	450,0	30	1,10	180
IH36242085/40	32	44	1,0	150,0	10	3,0	450,0	30	1,16	190
IH36242060/40	35	47	1,0	150,0	10	3,0	450,0	30	1,25	210
IH36242086/40	38	50	1,0	150,0	10	3,0	450,0	30	1,35	230
IH36242081/40	40	52	1,0	150,0	10	3,0	450,0	30	1,41	240
IH36242026/40	45	56	1,0	150,0	10	3,0	450,0	30	1,49	270
IH36242087/40	50	63	1,0	150,0	10	3,0	450,0	30	1,88	300
IH36242058/40	60	73	1,0	150,0	10	3,0	450,0	30	2,23	360
IH36242090/40	63,5	77	1,0	150,0	10	3,0	450,0	30	2,34	380
IH36242088/20	65	78	1,0	150,0	10	3,0	450,0	30	2,50	390
IH36242028/20	70	84	1,0	150,0	10	3,0	450,0	30	2,95	420
IH36242089/20	75	89	1,0	150,0	10	3,0	450,0	30	3,10	450
IH36242078/20	80	93	1,0	150,0	10	3,0	450,0	30	3,17	480
IH36242013/20	100	116	1,0	150,0	10	3,0	450,0	30	4,61	600

RUBBER HOSE GAMBRINUS 10 bar PER ALIM. - DM 21.03.73 E SUCC. MADE IN ITALY - Parker ITR

GAMBRINUS UPE WB SM EN 12115


Manufactured according to EN 12115

Hose Construction

Tube: Smooth, white undercoat, ultra high molecular weight translucent polyethylene (UHMWPE), suitable for foodstuff contact

Reinforcement: Synthetic textile fabrics with embedded steel wire helix and copper wire to allow electrical connection between hose and couplings

Cover: Blue, abrasion and weather resistant EPDM rubber compound



Applications

Suitable for suction and delivery of all foodstuffs containing animal or vegetable fats and oils as well as beverages such as milk, mineral water, fruit juices, wine and liqueurs, etc., according to national and international norms such as:

- U.S.A.: FDA – par. 21 CFR 177,1520
- E.U. : Directive 90/128 EEC, sec. A and subsequent amendments
- Italy: Ministerial Decrees of 21/3/73 and N. 220 of 26/4/93 and subsequent amendments. Other National Food Regulations conformity on request.

Temperature Range

-15 °C (+5 °F) to +100 °C (+212 °F)

Suction

Max. 0,8 bar (600 mm Hg)

Tolerances

On inside diameter:

≤ I.D. 38 mm: ± 0,50 mm
 I.D. 50 mm: ± 0,70 mm
 > I.D. 50 mm: ± 0,80 mm

On outside diameter:

O.D. 31 - 51 mm: ± 1,00 mm
 O.D. 66 - 91 mm: ± 1,20 mm
 > O.D. 91 mm: ± 1,60 mm







Length tolerance: ± 1 %

Cleaning

Hose can be washed and sterilised with usual detergents or steam cleaned to a maximum temperature of +130 °C (+266 °F) for short periods.

Recommendations

The hose should be cleaned and left empty after use. For severe or special applications, and in case of doubt, please ask for our Technical Assistance.


IHXXXXXXXXXX Part Number/ Standard Length m	 I.D. mm	 O.D. mm	 Working Pressure			 Burst Pressure			 Weight kg/m	 min. Bend Radius mm
			MPa	psi	bar	MPa	psi	bar		
IH36242301/40	19	31	1,6	232,0	16	6,4	928,0	64	0,70	190
IH36242302/40	25	37	1,6	232,0	16	6,4	928,0	64	0,90	225
IH36242303/40	32	44	1,6	232,0	16	6,4	928,0	64	1,20	260
IH36242304/40	38	51	1,6	232,0	16	6,4	928,0	64	1,50	335
IH36242305/40	50	66	1,6	232,0	16	6,4	928,0	64	2,20	410
IH36242306/40	63,5	79	1,6	232,0	16	6,4	928,0	64	2,80	450
IH36242307/20	75	91	1,6	232,0	16	6,4	928,0	64	3,30	525
IH36242309/20	100	116	1,2	180,0	12	4,8	696,0	48	4,70	675



ENOTRIA® 10

Hose Construction

- Tube:** White colour, non-toxic, smooth synthetic rubber compound (conforming to Italian Legislation D.M. 21-3-1973 and to the relevant CEE directive and FDA)
- Reinforcement:** Synthetic textile fabrics
- Cover:** Red (WR), abrasion and weather-resistant synthetic rubber compound



Applications

Manufactured with taste and odour-free rubber, it is recommended for light suction and delivery of beverages such as milk, mineral water, beer, and fruit juices, wine and liqueurs (corresponding to the simulators A, B and C of D.M. 220 dated 26-4-93).

Temperature Range

-15 °C (+5 °F) to +70 °C (+158 °F)

Suction

light suction 0,3 bar (230 mm Hg)

Tolerances

RMA steel mandrel

On inside diameter:

≤ I.D. 35 mm: ± 0,79 mm

> I.D. 35 mm: ± 1,59 mm

On outside diameter:

± 1,59 mm

Length tolerance:

± 1 %

Cleaning

Hose can be washed and sterilised with usual detergents or steam cleaned to a maximum temperature of +120 °C (+248 °F) for short periods.

Recommendations

The hose should be cleaned and left empty after use.

IHXXXXXXXXXX Part Number / Standard Length m	 I.D. mm	 O.D. mm	 Working Pressure			 Burst Pressure			 Weight kg/m	 min. Bend Radius mm
			MPa	psi	bar	MPa	psi	bar		
IH36222088/40	19	28	1,0	150,0	10	3,0	450,0	30	0,50	190
IH36222090/40	25	34	1,0	150,0	10	3,0	450,0	30	0,62	250
IH36222091/40	30	41	1,0	150,0	10	3,0	450,0	30	0,90	300
IH36222085/40	32	43	1,0	150,0	10	3,0	450,0	30	0,94	320
IH36222092/40	35	48	1,0	150,0	10	3,0	450,0	30	1,24	350
IH36222093/40	40	54	1,0	150,0	10	3,0	450,0	30	1,52	400
IH36222095/40	50	68	1,0	150,0	10	3,0	450,0	30	2,41	500
IH36222096/40	60	81	1,0	150,0	10	3,0	450,0	30	3,34	600
IH36222110/20	65	86	1,0	150,0	10	3,0	450,0	30	3,64	650
IH36222076/20	76	97	1,0	150,0	10	3,0	450,0	30	4,11	760
IH36222098/20	80	101	1,0	150,0	10	3,0	450,0	30	4,29	800
IH36222100/20	100	122	1,0	150,0	10	3,0	450,0	30	5,52	1000

FALERNO® 10

Hose Construction

- Tube:** White colour, non-toxic, smooth synthetic rubber compound (conforming to Italian Legislation D.M. 21-3-1973 and to the relevant CEE directive and FDA)
- Reinforcement:** Synthetic textile fabrics and embedded steel wire helix
- Cover:** Red (WR), abrasion and weather-resistant EPDM rubber compound



Applications

Manufactured with taste and odour-free rubber, it is recommended for suction and delivery of beverages such as milk, mineral water, beer, and fruit juices, wine and liqueurs (corresponding to the simulators A, B and C of D.M. 220 dated 26-4-93).

Temperature Range

-15 °C (+5 °F) to +70 °C (+158 °F)

Suction

Max. 0,8 bar (600 mm Hg)

Tolerances

RMA steel mandrel

On inside diameter:

≤ I.D. 35 mm: ± 0,79 mm

> I.D. 35 mm: ± 1,59 mm







Length tolerance: ± 1 %

Cleaning

Hose can be washed and sterilised with usual detergents or steam cleaned to a maximum temperature of +120 °C (+248 °F) for short periods.

Recommendations

The hose should be cleaned and left empty after use.

IHXXXXXXXXXX Part Number/ Standard Length m	 I.D. mm	 O.D. mm	 Working Pressure			 Burst Pressure			 Weight kg/m	 min. Bend Radius mm
			MPa	psi	bar	MPa	psi	bar		
IH36220108/40	25	37	1,0	150,0	10	3,0	450,0	30	0,96	150
IH36220109/40	30	42	1,0	150,0	10	3,0	450,0	30	1,11	180
IH36220110/40	35	48	1,0	150,0	10	3,0	450,0	30	1,37	210
IH36220113/40	40	52	1,0	150,0	10	3,0	450,0	30	1,41	240
IH36220114/40	50	63	1,0	150,0	10	3,0	450,0	30	1,88	300
IH36220115/40	60	73	1,0	150,0	10	3,0	450,0	30	2,24	360
IH36220124/20	65	78	1,0	150,0	10	3,0	450,0	30	2,60	390
IH36220119/20	75	89	1,0	150,0	10	3,0	450,0	30	3,12	450
IH36220118/20	80	93	1,0	150,0	10	3,0	450,0	30	3,08	480
IH36220121/20	100	116	1,0	150,0	10	3,0	450,0	30	4,64	600
IH36220136/20	120	141	1,0	150,0	10	3,0	450,0	30	7,00	720



ALIREX

Hose Construction

Flexible and light hose having an off-white, rigid PVC spiral embedded in transparent PVC wall.



Applications

For suction and delivery of drinking water, soft drinks, wine, vinegar, milk and liquid foodstuffs in accordance with the European Directive 90/128 CEE Class A, B, and C.

It is also used in wine and beer cellars, dairy farms, food processing and canning factories.

Suction

≤ I.D. 50 mm:	0,80 bar (600 mm Hg)
I.D. 60 – 100 mm:	0,70 bar (530 mm Hg)
I.D. 120 mm:	0,55 bar (420 mm Hg)

Temperature Range

-10 °C (+14 °F) to +60 °C (+140 °F)

Tolerances

On inside diameter:

≤ I.D. 50 mm:	± 0,50 mm
> I.D. 50 mm:	± 1,00 mm







On wall thickness:

	± 0,50 mm
--	-----------

Length tolerance:

	± 1 %
--	-------

All other technical data are subject to a ± 5 % tolerance.

IHXXXXXXXXXX Part Number / Standard Length m	 I.D. mm	 Wall Thickness mm	 Working Pressure			 Burst Pressure			 Weight kg/m	 min. Bend Radius mm
			MPa	psi	bar	MPa	psi	bar		
IH35610020/50	20	3,0	0,8	116,0	8	2,4	348,0	24	0,21	60
IH35610025/50	25	3,2	0,8	116,0	8	2,4	348,0	24	0,38	75
IH35610030/50	30	3,6	0,7	101,5	7	2,1	304,5	21	0,44	90
IH35612032/50	32	3,7	0,7	101,5	7	2,1	304,5	21	0,50	95
IH35610035/50	35	3,8	0,7	101,5	7	2,1	304,5	21	0,54	105
IH35610040/50	40	3,9	0,6	87,0	6	1,8	261,0	18	0,60	120
IH35610045/50	45	3,9	0,6	87,0	6	1,8	261,0	18	0,70	135
IH35610050/50	50	4,0	0,6	87,0	6	1,8	261,0	18	0,80	150
IH35610060/50	60	4,3	0,5	72,5	5	1,5	217,5	15	1,02	180
IH35610070/50	70	4,5	0,5	72,5	5	1,5	217,5	15	1,17	210
IH35612075/50	75	4,6	0,5	72,5	5	1,5	217,5	15	1,33	225
IH35610080/50	80	4,9	0,5	72,5	5	1,5	217,5	15	1,52	240
IH35612090/50	90	5,2	0,4	58,0	4	1,2	174,0	12	1,80	270
IH35610100/25	100	5,5	0,4	58,0	4	1,2	174,0	12	2,10	400
IH35612120/25	120	6,0	0,3	43,5	3	0,9	130,5	9	2,45	480

ENOREX

Hose Construction

Flexible and light hose having a red, rigid PVC spiral embedded in transparent PVC wall, manufactured with materials according to 2007/19/EC European Standard for foods, and 2002/95/EC European standard RoHS.



Applications

For suction and delivery of wine, and liquid foodstuffs in accordance with CE 1935/2004 Class A, B and C. It is also used in heavy duty applications in cellars, stores and docks for loading and unloading tankers and storage tankers.

Temperature Range

-25 °C (-13 °F) to +60 °C (+140 °F)

Suction

0,90 bar (660 mm. Hg)

Tolerances







On inside diameter: ± 2 %
All other technical data are subject to a ± 5 % tolerance.

Burst Pressure

Three times the working pressure.

Packing

All hose coils are wrapped in polythene film with UV barrier (25%).

IHXXXXXXXXXX Riferimento/ Lunghezza standard m	 D.I. mm	 D.E. mm	 Pressione di esercizio			 Pressione di scoppio			 Peso kg/m	 Raggio min. di curv. mm
			MPa	psi	bar	MPa	psi	bar		
IH35620020/50	20	29	1,0	150,0	10	3,0	450,0	30	0,36	100
IH35620025/50	25	34	1,0	150,0	10	3,0	450,0	30	0,55	125
IH35620030/50	30	40	1,0	150,0	10	3,0	450,0	30	0,65	150
IH35620035/50	35	45	0,9	130,5	9	2,7	391,5	27	0,75	175
IH35620040/50	40	50	0,9	130,5	9	2,7	391,5	27	0,85	200
IH35620045/50	45	56	0,8	116,0	8	2,4	348,0	24	1,00	225
IH35620050/50	50	62	0,8	116,0	8	2,4	348,0	24	1,20	250
IH35620060/50	60	72	0,75	108,8	7,5	2,3	326,25	22,5	1,60	360
IH35620070/50	70	84	0,65	94,25	6,5	2,0	282,75	19,5	1,90	420
IH35620080/50	80	94	0,65	94,25	6,5	2,0	282,75	19,5	2,20	520
IH35620100/25	100	116	0,5	72,5	5	1,5	217,5	15	3,36	650
IH35620120/25	120	138	0,3	43,5	3	0,9	130,0	9	4,20	780
IH35620150/25	150	171	0,3	43,5	3	0,9	130,0	9	6,30	1050

ENOREX I.D. mm.  FOOD QUALITY - Parker ITR



ENOREX N.A. (no abrasion)

Hose Construction

Flexible and light hose having a red, rigid PVC spiral embedded but not coated in transparent PVC wall.



Applications

For suction and delivery of wine, suitable for foodstuffs related to simulators A, B and C of the European Directive 90/128 CEE, when easy sliding (due to low friction) of the hose is required to get low external abrasion. It is also used in heavy duty applications in cellars, stores and docks for loading and unloading tankers and storage tankers.

Temperature Range

-25 °C (-32 °F) to +60 °C (+140 °F)

Suction

≤ I.D. 35 mm: 0,90 bar (675 mm Hg)
> I.D. 35 mm: 0,80 bar (600 mm Hg)

Tolerances







On inside/outside diameter: ± 4 %

Length tolerance: ± 1 %

All other technical data are subject to a ± 5 % tolerance.

Note

Available in phthalate-free version.

IHXXXXXXXXXX Part Number/ Standard Length m	 I.D. mm	 Wall Thickness mm	 Working Pressure			 Burst Pressure			 Weight kg/m	 min. Bend Radius mm
			MPa	psi	bar	MPa	psi	bar		
IH35624025/50	25	–	0,8	116,0	8	2,4	348,0	24	0,55	125
IH35624030/50	30	–	0,8	116,0	8	2,4	348,0	24	0,57	150
IH35624032/50	32	–	0,8	116,0	8	2,4	348,0	24	0,64	160
IH35624035/50	35	–	0,7	101,5	7	2,1	304,5	21	0,66	175
IH35624038/50	38	–	0,7	101,5	7	2,1	304,5	21	0,70	190
IH35624040/50	40	–	0,7	101,5	7	2,1	304,5	21	0,74	200
IH35624040/50	45	–	0,7	101,5	7	2,1	304,5	21	0,90	225
IH35624050/50	50	–	0,6	87,0	6	1,8	261,0	18	1,05	250
IH35624060/50	60	–	0,6	87,0	6	1,8	261,0	18	1,30	300
IH35624063/50	63	–	0,6	87,0	6	1,8	261,0	18	1,40	315
IH35624070/50	70	–	0,5	72,5	5	1,5	217,5	15	1,65	350
IH35624076/50	76	–	0,45	65,25	4,5	1,35	195,75	13,5	1,75	380
IH35624080/50	80	–	0,45	65,25	4,5	1,35	195,75	13,5	1,90	400
IH35624090/25	90	–	0,4	58,0	4	1,2	174,0	12	2,17	450
IH35624100/25	100	–	0,4	58,0	4	1,2	174,0	12	2,70	500
IH35624120/25	120	–	0,3	43,5	3	0,9	130,5	9	3,35	600
IH35624127/25	127	–	0,3	43,5	3	0,9	130,5	9	3,60	635
IH35624152/25	152	–	0,25	36,25	2,5	0,75	108,75	7,5	4,50	760



APERSPIR

Hose Construction

Flexible and light hose having an harmonic steel wire helix embedded in a transparent PVC wall.



Applications

Suitable for suction and delivery of foodstuffs in accordance with the European Directive CEE 90/128 Class A, B, and C.

For general medium and heavy duty industrial purposes and for agriculture applications.

Temperature Range

-10 °C (+14 °F) to +60 °C (+140 °F)

Suction

0,80 bar (600 mm Hg)

Tolerances

On inside diameter: ± 4 %

On wall thickness: ± 0,50 mm

Length tolerance: ± 1 %

All other technical data are subject to a ± 5 % tolerance.

IHXXXXXXXXXX Part Number/ Standard Length m	 I.D. mm	 Wall Thickness mm	 Working Pressure			 Burst Pressure			 Weight kg/m	 min. Bend Radius mm
			MPa	psi	bar	MPa	psi	bar		
IH35641010/30	10	3,1	1,2	174,0	12	3,6	522,0	36	0,18	23
IH35641012/30	12	3,1	1,5	217,5	15	4,5	652,5	45	0,19	20
IH35641014/50	14	3,1	1,5	217,5	15	4,5	652,5	45	0,23	30
IH35641016/50	16	3,1	1,5	217,5	15	4,5	652,5	45	0,26	30
IH35641018/50	18	3,5	1,2	174,0	12	3,6	522,0	36	0,30	40
IH35641019/50	19	3,5	1,2	174,0	12	3,6	522,0	36	0,33	40
IH35641020/50	20	3,5	1,2	174,0	12	3,6	522,0	36	0,34	40
IH35641022/50	22	4,1	1,1	159,5	11	3,3	478,5	33	0,40	40
IH35641025/25	25	4,2	1,1	159,5	11	3,3	478,5	33	0,52	50
IH35641025/50	25	4,2	1,1	159,5	11	3,3	478,5	33	0,52	50
IH35641030/50	30	4,2	1,0	150,0	10	3,0	450,0	30	0,63	60
IH35641032/50	32	4,5	0,95	137,75	9,5	2,9	413,25	28,5	0,66	60
IH35641035/50	35	4,5	0,85	123,25	8,5	2,6	369,75	25,5	0,75	70
IH35641038/50	38	4,5	0,8	116,0	8	2,4	348,0	24	0,80	80
IH35641040/25	40	5,0	0,8	116,0	8	2,4	348,0	24	0,95	80
IH35641040/50	40	5,0	0,8	116,0	8	2,4	348,0	24	0,95	80
IH35641042/50	42	5,0	0,75	108,75	7,5	2,3	326,25	22,5	1,15	84
IH35641045/50	45	5,0	0,75	108,75	7,5	2,3	326,25	22,5	1,15	90
IH35641050/25	50	5,4	0,7	101,5	7	2,1	304,5	21	1,30	100
IH35641050/50	50	5,4	0,7	101,5	7	2,1	304,5	21	1,30	100
IH35641060/25	60	6,1	0,6	87,0	6	1,8	261,0	18	1,75	120
IH35641060/50	60	6,1	0,6	87,0	6	1,8	261,0	18	1,75	120
IH35641063/50	63,5	6,2	0,6	87,0	6	1,8	261,0	18	1,80	130
IH35641070/25	70	6,5	0,5	72,5	5	1,5	217,5	15	2,10	140
IH35641070/50	70	6,5	0,5	72,5	5	1,5	217,5	15	2,10	140
IH35641075/50	75	7,0	0,45	65,25	4,5	1,4	195,75	13,5	2,30	150
IH35641080/50	80	7,3	0,4	58,0	4	1,2	174,0	12	2,50	160
IH35641090/30	90	7,5	0,3	43,5	3	0,9	130,5	9	2,90	180
IH35641100/30	100	8,0	0,3	43,5	3	0,9	130,5	9	3,65	200
IH35641120/30	120	8,0	0,2	29,0	2	0,6	87,0	6	4,30	240
IH35641125/30	125	8,3	0,2	29,0	2	0,6	87,0	6	4,60	250
IH35641150/20	150	9,5	0,2	29,0	2	0,6	87,0	6	6,50	300


APERSPIR I.D. mm. FOOD QUALITY - Parker ITR



VINITRESS

Hose Construction

Flexible, transparent PVC hose having a textile reinforcement between the walls.



Applications

Suitable for delivery of foodstuffs in accordance with the European Directive 90/128 CEE Class A,B, and C. For general industrial purposes and for agriculture applications.

Temperature Range

-20 °C (-29 °F) to +60 °C (+140 °F)

Tolerances

On inside and outside diameter:

≤ I.D. 15 mm: ± 0,5 mm

I.D. 16 - 19 mm: ± 0,8 mm

> I.D. 19 mm: ± 1,0 mm

Length tolerance: ± 1 %

All other technical data are subject to a ± 5 % tolerance.

IHXXXXXXXXXX Part Number/ Standard Length m	 I.D. mm	 O.D. mm	 Working Pressure			 Burst Pressure			 Weight kg/m	 min. Bend Radius mm
			MPa	psi	bar	MPa	psi	bar		
IH35033227/100	5	11	2,0	300,0	20	6,0	900,0	60	0,092	30
IH35033229/25	6	12	2,0	300,0	20	6,0	900,0	60	0,103	40
IH35033229/100	6	12	2,0	300,0	20	6,0	900,0	60	0,103	40
IH35033230/25	8	14	2,0	300,0	20	6,0	900,0	60	0,126	50
IH35033230/100	8	14	2,0	300,0	20	6,0	900,0	60	0,126	50
IH35033223/50	9	15	2,0	300,0	20	6,0	900,0	60	0,138	50
IH35033231/25	10	16	2,0	300,0	20	6,0	900,0	60	0,149	60
IH35033231/100	10	16	2,0	300,0	20	6,0	900,0	60	0,149	60
IH35033232/100	12	17	1,2	174,0	12	3,6	522,0	36	0,170	75
IH35033220/25	13	19	1,2	174,0	12	3,6	522,0	36	0,184	80
IH35033220/50	13	19	1,2	174,0	12	3,6	522,0	36	0,184	80
IH35033220/100	13	19	1,2	174,0	12	3,6	522,0	36	0,184	80
IH35033222/25	15	21	1,2	174,0	12	3,6	522,0	36	0,207	90
IH35033222/50	15	21	1,2	174,0	12	3,6	522,0	36	0,207	90
IH35033234/100	16	22	1,0	150,0	10	3,0	450,0	30	0,218	100
IH35033221/25	19	26	1,0	150,0	10	3,0	450,0	30	0,302	110
IH35033221/50	19	26	1,0	150,0	10	3,0	450,0	30	0,302	110
IH35033245/25	25	33	0,8	116,0	8	2,4	348,0	24	0,444	150
IH35033245/50	25	33	0,8	116,0	8	2,4	348,0	24	0,444	150
IH35033239/50	30	38	0,7	101,5	7	2,1	304,5	21	0,521	180
IH35033241/25	32	42	0,7	101,5	7	2,1	304,5	21	0,709	190
IH35033241/50	32	42	0,7	101,5	7	2,1	304,5	21	0,709	190
IH35033246/25	38	48	0,6	87,0	6	1,8	261,0	18	0,824	230
IH35033240/25	40	50	0,6	87,0	6	1,8	261,0	18	0,862	240
IH35033242/25	50	64	0,5	72,5	5	1,5	217,5	15	1,528	300



MILK SM WB 10

Hose Construction

- Tube:** White, smooth EPDM rubber compound suitable for foods, tasteless, odourless, conforming to FDA title 21, item 177.2600 for aqueous food and BgVV XXI cat. 2 for aqueous and fatty foods
- Reinforcement:** Synthetic textile fabrics, embedded steel wire helix, FDA title 21, item 177.2600 for aqueous food and BgVV XXI cat. 2 for aqueous and fatty foods
- Cover:** Blue (WB) NR rubber compound, resistance to abrasion, weathering and ageing



Tolerances

RMA steel mandrel

On inside diameter:

≤ I.D. 38 mm: ± 0,79 mm

> I.D. 38 mm: ± 1,59 mm

Length tolerance: ± 1 %

Applications

Premium quality hose, specially designed for milk collection, and also suitable for liquid food, alcoholic drink. Special features of light weight, easy handling, and high temperature resistance.

Temperature Range

-40 °C (-40 °F) to +120 °C (+248 °F)

Cleaning

Hose can be washed and sterilized with usual detergents or steam cleaned to a maximum temperature of +150 °C (+302 °F) for short periods.

Recommendations

The hose should be cleaned and left empty after use.

Suction

0,80 bar (600 mm Hg)


IHXXXXXXXXXX Part Number/ Standard Length m	 I.D. mm	 O.D. mm	 Working Pressure			 Burst Pressure			 Weight kg/m	 min. Bend Radius mm
			MPa	psi	bar	MPa	psi	bar		
IH36247031/40	25	37	1,0	150,0	10	3,0	450,0	30	0,75	75
IH36247034/40	38	50	1,0	150,0	10	3,0	450,0	30	1,12	120
IH36247035/40	40	53	1,0	150,0	10	3,0	450,0	30	1,28	130
IH36247036/40	45	58	1,0	150,0	10	3,0	450,0	30	1,42	155
IH36247037/40	51	64	1,0	150,0	10	3,0	450,0	30	1,78	170
IH36247039/40	63,5	76,5	1,0	150,0	10	3,0	450,0	30	2,15	250
IH36247041/20	76	90	1,0	150,0	10	3,0	450,0	30	2,77	300
IH36247043/20	102	117	1,0	150,0	10	3,0	450,0	30	3,81	500



RESILO 5

Hose Construction

- Tube:** Smooth, white colour, abrasion resistant NR based food quality rubber compound suitable for solid and non-fatty liquid food
- Reinforcement:** Synthetic textile fabrics and built-in copper wires to provide electrical continuity between ends
- Cover:** Black, smooth, weathering and abrasion resistant SBR rubber compound



Tolerances

- RMA steel mandrel
- On inside diameter:** $\pm 1,59$ mm
- Length tolerance:** ± 1 %

Applications

Suitable for conveying food in granular or powder form and PVC granulates. FDA approved. Also complying with Italian D.M. n. 338 dated 22-07-98 for aqueous, acid and alcoholic liquid food.

Cleaning

Hose can be washed and sterilised with usual detergents or steam cleaned to a maximum temperature of +120 °C (+248 °F) for short periods.

Temperature Range

-30 °C (-22 °F) to +70 °C (+158 °F)

Recommendations

The hose should be cleaned and left empty after use.


IHXXXXXXXXXX Part Number/ Standard Length m	 I.D. mm	 O.D. mm	 Working Pressure			 Burst Pressure			 Weight kg/m	 min. Bend Radius mm
			MPa	psi	bar	MPa	psi	bar		
RESILO 5										
IH36822500/40	50	66	0,5	72,5	5	1,5	217,5	15	2,10	500
IH36822502/20	80	98	0,5	72,5	5	1,5	217,5	15	3,60	800
IH36822504/20	100	120	0,5	72,5	5	1,5	217,5	15	5,00	1000
RESILO L 5										
IH36822503/20	75	85	0,5	72,5	5	1,5	217,5	15	1,74	750



RESILO SM 5

Hose Construction

- Tube:** Smooth, white colour, abrasion resistant NR based food quality rubber compound suitable for solid and non-fatty liquid food
- Reinforcement:** Synthetic textile fabrics, embedded steel wire helix and built-in copper wires to provide electrical continuity between ends
- Cover:** Black, smooth, weathering and abrasion resistant SBR rubber compound



Tolerances

- RMA steel mandrel
- On inside diameter:** $\pm 1,59$ mm
- Length tolerance:** ± 1 %

Cleaning

Hose can be washed and sterilised with usual detergents or steam cleaned to a maximum temperature of +120 °C (+248 °F) for short periods.

Recommendations

The hose should be cleaned and left empty after use.

Applications

Suitable for suction and delivery of food in granular or powder form and PVC granulates. FDA approved. Also complying with Italian D.M. n. 338 dated 22-07-98 for aqueous, acid and alcoholic liquid food.

Temperature Range

-30 °C (-22 °F) to +70 °C (+158 °F)

IHXXXXXXXXXX Part Number/ Standard Length m	 I.D. mm	 O.D. mm	 Working Pressure			 Burst Pressure			 Weight kg/m	 min. Bend Radius mm
			MPa	psi	bar	MPa	psi	bar		
IH36822530/40	50	64	0,5	72,5	5	1,5	217,5	15	2,00	300
IH36822533/20	75	93	0,5	72,5	5	1,5	217,5	15	3,60	450
IH36822534/20	80	98	0,5	72,5	5	1,5	217,5	15	3,80	480
IH36822536/20	100	120	0,5	72,5	5	1,5	217,5	15	5,40	600

**ITTIREX****Hose Construction**

Flexible transparent PU hose having a grey rigid PVC spiral.

Applications

Suitable for suction and delivery of fish.

Temperature Range

-25 °C (-13 °F) - +60 °C (+140 °F)

**Suction**

0,80 bar (600 mm Hg)

Tolerances







On inside/outside diameter: ± 4 %

Length tolerance: ± 1 %

All other technical data are subject to a ± 5 % tolerance.


NOTE

Other diameters available on request.

IHXXXXXXXXXX Part Number/ Standard Length m	 I.D. mm	 Wall Thickness mm	 Working Pressure			 Burst Pressure			 Weight kg/m	 min. Bend Radius mm
			MPa	psi	bar	MPa	psi	bar		
IH35626203/10	203	1,5 PU	0,15	21,75	1,5	0,45	65,3	4,5	3,60	1218



aerospace
climate control
electromechanical
filtration
fluid & gas handling
hydraulics
pneumatics
process control
sealing & shielding



Gas Hoses



ENGINEERING YOUR SUCCESS.



Welding Gas



AUTOGENE EN 559
BIPRESS EN 559
SAFETYPRESS 15 - 25


Designed for delivery of acetylene and oxygen according to EN 559.
Available twinned (BIPRESS) and with self extinguisher cover and tube according to ITR specifications (SAFETYPRESS).

Domestic Gas



CARBO G NW/L 10 - NB/R 10

Suitable for delivery of gas and LPG in domestic applications.
According to standards IMQ-UNI 7140.



PROPANDIN NA/L 6 - 30
PROPAN BS 3212/2 NA/L 20
PROPANPRESS UL-21 N/L

Suitable for delivery of gas and LPG.
According to standard:

DVGW - DIN 4815 = PROPANDIN (orange)
BS 3212/2 = PROPAN BS (orange)
UL-21 = PROPANPRESS UL-21 (black)

Industrial Gas



MULTIGASPRESS EN 559 NRA/L 20

Suitable for delivery of all fuel gases included in table 4 of the Norm EN 559 (except fluxed fuel gases):
acetylene, LPG, MPS, natural gas, methane



INERPRESS EN 559 N/L 20

Designed for delivery of inert gases: air, nitrogen, argon, CO₂.
According to EN 559 standard.



PROPANPRESS EN 559 NA/L 20

Suitable for delivery of gas and LPG in industrial applications.
According to standard:

EN 559 = PROPANPRESS EN 559 (orange)

J - Gas Hose

Welding Gas

AUTOGENE EN 559 NR/ - NB/L - R 20	▶	J4
BIPRESS EN 559 B-R/L 20	▶	J5
SAFETYPRESS 15 - 25	▶	J6

Domestic Gas

CARBO G NW/L 10 - NB/R 10	▶	J7
PROPANDIN NA/L 6 - 30	▶	J8
PROPAN BS 3212/2 NA/L 20	▶	J9
PROPANPRESS UL-21 N/L	▶	J10

Industrial Gas

MULTIGASPRESS EN 559 NRA/L 20	▶	J11
INERPRESS EN 559 N/L 20	▶	J12
PROPANPRESS EN 559 NA/L 20	▶	J13



AUTOGENE EN 559 NR/ - NB/L 20

Hose according to EN 559

Hose Construction

- Tube:** Black, smooth SBR rubber compound, resistant to Welding Gases and not suitable for LPG, good resistance to ignition
- Reinforcement:** Synthetic textile yarns
- Cover:** Smooth (/L) or ribbed (/R), red (NR) or blue (NB), SBR/EPDM rubber compound resistant to abrasion, ageing, hot surfaces and incandescent particles



Tolerances

- EN 559
- On inside diameter:**
- ≤ I.D. 6,3 mm: ± 0,40 mm
 - I.D. 8 - 10 mm: ± 0,50 mm
- Length tolerance:**
- UNI EN ISO 1307/97 ± 1 %

Applications

Designed for delivery of welding and allied process gases.

Important!

Welding applications can be hazardous. Please take all the necessary safety precautions.

Temperature Range

-25 °C (-13 °F) to +80 °C (+176 °F)

Part Number / Standard Length m	I.D. mm	O.D. mm	Working Pressure			Burst Pressure			Weight kg/m	min. Bend Radius mm
			MPa	psi	bar	MPa	psi	bar		
AUTOGENE EN 559 NR/L 20										
IH30412900/40	5	12	2,0	300,0	20	6,0	900,0	60	0,13	40
IH30412900/100	5	12	2,0	300,0	20	6,0	900,0	60	0,13	40
IH30412803/40	6,3	13,3	2,0	300,0	20	6,0	900,0	60	0,15	40
IH30412803/100	6,3	13,3	2,0	300,0	20	6,0	900,0	60	0,15	40
IH30412806/40	6,3	16,3	2,0	300,0	20	6,0	900,0	60	0,25	40
IH30412806/100	6,3	16,3	2,0	300,0	20	6,0	900,0	60	0,25	40
IH30412914/100	8	15	2,0	300,0	20	6,0	900,0	60	0,17	40
IH30412716/40	9	16	2,0	300,0	20	6,0	900,0	60	0,19	45
IH30412716/100	9	16	2,0	300,0	20	6,0	900,0	60	0,19	45
IH30413221/40	10	17	2,0	300,0	20	6,0	900,0	60	0,20	50
IH30413221/100	10	17	2,0	300,0	20	6,0	900,0	60	0,20	50
AUTOGENE EN 559 NB/L 20										
IH30412901/40	5	12	2,0	300,0	20	6,0	900,0	60	0,13	40
IH30412901/100	5	12	2,0	300,0	20	6,0	900,0	60	0,13	40
IH30412703/40	6,3	13,3	2,0	300,0	20	6,0	900,0	60	0,15	40
IH30412703/100	6,3	13,3	2,0	300,0	20	6,0	900,0	60	0,15	40
IH30412706/40	6,3	16,3	2,0	300,0	20	6,0	900,0	60	0,25	40
IH30412915/100	8	15	2,0	300,0	20	6,0	900,0	60	0,17	40
IH30412707/40	9	16	2,0	300,0	20	6,0	900,0	60	0,19	45
IH30412707/100	9	16	2,0	300,0	20	6,0	900,0	60	0,19	45
IH30413220/40	10	17	2,0	300,0	20	6,0	900,0	60	0,20	50
IH30413220/100	10	17	2,0	300,0	20	6,0	900,0	60	0,20	50

RUBBER HOSE – EN 559 – 2 MPa (20 bar) – I.D. MADE IN ITALY – Parker ITR (Year with traceability code)

RUBBER HOSE – EN 559 – 2 MPa (20 bar) – I.D. MADE IN ITALY – Parker ITR (Year with traceability code)




BIPRESS EN 559 B-R/L 20

Hose according to EN 559

Hose Construction

- Tube:** Black, smooth SBR rubber compound, resistant to Welding Gases
- Reinforcement:** Synthetic textile yarns
- Cover:** Red and blue, ageing and abrasion-resistant, smooth SBR/EPDM rubber compound



Applications

A dual line hose designed for Welding Gas equipment, cutting and allied processes.

Temperature Range

-25 °C (-13 °F) to +80 °C (+176 °F)

Tolerances

EN 559

On inside diameter:

≤ I.D. 6,3 mm: ± 0,40 mm







> I.D. 8 - 10 mm: ± 0,50 mm

Length tolerance:

UNI EN ISO 1307/97 ± 1 %

Important!

Welding applications can be hazardous.
Please take all the necessary safety precautions.

IHXXXXXXXXXX Part Number/ Standard Length m	 I.D. mm	 O.D. mm	 Working Pressure			 Burst Pressure			 Weight kg/m	 min. Bend Radius mm
			MPa	psi	bar	MPa	psi	bar		
IH30401102/100	4+4	11	2,0	300,0	20	6,0	900,0	60	0,23	–
IH30401103/100	5+5	12	2,0	300,0	20	6,0	900,0	60	0,25	–
IH30401107/40	6,3+6,3	13	2,0	300,0	20	6,0	900,0	60	0,29	–
IH30401107/100	6,3+6,3	13	2,0	300,0	20	6,0	900,0	60	0,29	–
IH30401106/40	6,3+9	16	2,0	300,0	20	6,0	900,0	60	0,43	–
IH30401108/50	8+8	15	2,0	300,0	20	6,0	900,0	60	0,34	–
IH30401108/100	8+8	15	2,0	300,0	20	6,0	900,0	60	0,34	–
IH30401110/100	8+9	16	2,0	300,0	20	6,0	900,0	60	0,40	–
IH30401111/40	9+9	16	2,0	300,0	20	6,0	900,0	60	0,38	–
IH30401111/100	9+9	16	2,0	300,0	20	6,0	900,0	60	0,38	–
IH30401112/100	10+10	17	2,0	300,0	20	6,0	900,0	60	0,46	–

RUBBER HOSE – EN 559 – 2 MPa (20 bar) – I.D. MADE IN ITALY – Parker ITR – (Year with traceability code)

RUBBER HOSE – EN 559 – 2 MPa (20 bar) – I.D. MADE IN ITALY – Parker ITR – (Year with traceability code)

SAFETYPRESS® 15-25

Hose Construction

- Tube:** Black, self-extinguishing, smooth CR rubber compound
- Reinforcement:** Synthetic textile yarns
- Cover:** Blue (NB) or red (NR), smooth CSM rubber compound, self-extinguishing, resistant to abrasion, ageing, heat, oils and fuels, grease and weathering. Test according to ASTM D 2863 shows that with ambient oxygen concentration - 32 % there is no flame propagation. Normal ambient oxygen concentration is 21 %.



Tolerances

- UNI EN ISO 1307/97
- On inside diameter:** ± 0,80 mm
- Length tolerance:** ± 1 %

Important!







Welding applications can be hazardous. Please take all the necessary safety precautions.

Applications

Particularly designed for oxygen-acetylene welding and metal cutting equipment. The hose is used in industries and ship building where heavy duty applications and high safety precautions are a must.

Temperature Range

-30 °C (-22 °F) to +100 °C (+212 °F)
with peaks to +130 °C (+266 °F)

IHXXXXXXXXXX Part Number / Standard Length m	 I.D. mm	 O.D. mm	 Working Pressure			 Burst Pressure			 Weight kg/m	 min. Bend Radius mm
			MPa	psi	bar	MPa	psi	bar		
SAFETYPRESS NR /L15										
IH30414002/100	8	15	1,5	217,5	15	4,5	652,5	45	0,19	50
IH30414003/100	10	17	1,5	217,5	15	4,5	652,5	45	0,22	60
IH30414107/100	13	21	1,5	217,5	15	4,5	652,5	45	0,32	80
SAFETYPRESS NR /L25										
IH30414103/100	10	19	2,5	362,5	25	7,5	1087,5	75	0,31	60
SAFETYPRESS NB/L 25										
IH30414102/100	8	17	2,5	362,5	25	7,5	1087,5	75	0,26	50
IH30414104/100	10	19	2,5	362,5	25	7,5	1087,5	75	0,31	60
IH30414106/100	13	23	2,5	362,5	25	7,5	1087,5	75	0,42	80

RUBBER HOSE SAFETYPRESS W.P. bar MADE IN ITALY - Parker ITR

RUBBER HOSE SAFETYPRESS 25 bar MADE IN ITALY - Parker ITR

CARBO G NW/L 10 - NB/R 10

Hose according to specification UNI 7140
and constantly tested by IMQ
(Italian Institute of Quality Approval)

**Hose Construction**

Tube: Black, smooth NBR rubber compound, suitable for Domestic Gas

Reinforcement: Synthetic textile yarns

Cover: White (NW) or blue (NB), ageing-resistant, smooth (/L) or ribbed (/R) SBR/EPDM rubber compound

Tolerances

UNI 7140

On inside diameter: ± 0,50 mm

Length tolerance: ± 1 %

Fittings

The hose is suitable for standard fittings.
Fittings according to UNI 7141 are recommended.

Applications







Connection of household appliances to the gas line (NW/L) or to LPG bottles (NB/R).

Temperature Range

-20 °C (-4 °F) to +90 °C (+194 °F)

Note

Other cover colours available on request.
CARBO G for household appliances must be replaced within the year shown by the branding, according to UNI 7140

IHXXXXXXXXXX Part Number/ Standard Length m	 I.D. mm	 O.D. mm	 Working Pressure			 Burst Pressure			 Weight kg/m	 min. Bend Radius mm
			MPa	psi	bar	MPa	psi	bar		
CARBO G NB/R 10										
IH30551594/100	8	13	1,0	150,0	10	3,0	450,0	30	0,13	33
CARBO G N/R 10										
IH30551599/100	8	13	1,0	150,0	10	3,0	450,0	30	0,13	33
CARBO G NW/L 10										
IH30551600/100	13	20	1,0	150,0	10	3,0	450,0	30	0,29	51

CARBO G UNI 7140 - I.D. - IMQ - DA SOSTITUIRE ENTRO IL ... - MADE IN ITALY - Parker ITR

CARBO G UNI 7140 - I.D. - IMQ - DA SOSTITUIRE ENTRO IL ... - MADE IN ITALY - Parker ITR

PROPANDIN NA/L 6 - 30

In compliance with DIN 4815 Teil 1 approval DVGW

Hose Construction

- Tube:** Black, LPG resistant, smooth NBR rubber compound
- Reinforcement:** Synthetic textile yarns
- Cover:** Orange, ageing-resistant, flame-retarding, smooth NBR/PVC rubber compound



Applications

Suitable for delivery of butane, propane and gases for domestic appliances.

Temperature Range

-30 °C (-22 °F) to +70 °C (+158 °F)

Tolerances







- DIN 4815 Teil 1
- On inside diameter:** ± 0,50 mm
- On wall thickness:** ± 0,40 mm
- Length tolerance:** UNI EN ISO 1307/97 ± 1 %

Fittings

The hose is suitable for standard and DIN 74325 fittings.

Note

Available on request according to Danish norm under reference PROPADAN NA/L 6 N.D. mm 11x18 Approved by DGP (Danish Governmental Gas Institute).

IHXXXXXXXXXX Part Number / Standard Length m	 I.D. mm	 O.D. mm	 Working Pressure			 Burst Pressure			 Weight kg/m	 min. Bend Radius mm
			MPa	psi	bar	MPa	psi	bar		
PROPANDIN NA/L 6										
IH30410420/40	4	11	0,6	90,0	6	1,8	270,0	18	0,12	55
IH30410421/40	6,3	13,3	0,6	90,0	6	1,8	270,0	18	0,15	66,5
IH30410422/40	9,5	16,5	0,6	90,0	6	1,8	270,0	18	0,20	85
PROPANDIN NA/L 30										
IH30413491/40	4	12	3,0	450,0	30	9,0	1305,0	90	0,15	55
IH30413492/40	6,3	16,3	3,0	450,0	30	9,0	1305,0	90	0,26	66,5

DIN DVGW REG. NR. NG-4603 AQ1420 P53.6 (YEAR) MADE IN ITALY Parker ITR

DIN DVGW REG. NR. NG-4603 AQ1503 P53.30 (YEAR) MADE IN ITALY Parker ITR

PROPAN BS 3212/2 NA/L 20

Hose according to BS 3212 Type 2

Hose Construction

Tube: Black, smooth NBR/SBR rubber compound resistant to propane, butane and a mixture (LPG) of the two.

Reinforcement: Synthetic textile yarns

Cover: Orange, smooth NBR/PVC rubber compound resistant to ageing, abrasion and weathering

**Tolerances**

According to BS 3212 Type 2

On inside diameter:

I.D. 6,3 mm: ± 0,60 mm

> I.D. 6,3 mm: ± 0,80 mm

Length tolerance:







UNI EN ISO 1307/97 ± 1 %

Applications

Designed for use in LPG vapour phase and LPG/air installation for applications not exceeding 17,5 bar working pressure.

Temperature Range

-25 °C (-13 °F) to +60 °C (+140 °F)

IHXXXXXXXXXX Part Number/ Standard Length m	 I.D. mm	 O.D. mm	 Working Pressure			 Burst Pressure			 Weight kg/m	 min. Bend Radius mm
			MPa	psi	bar	MPa	psi	bar		
IH30412099/100	6,3	15	1,75	253,75	17,5	5,2	754,0	52	0,22	75
IH30412100/100	8	16	1,75	253,75	17,5	5,2	754,0	52	0,22	80
IH30412101/100	10	18,5	1,75	253,75	17,5	5,2	754,0	52	0,28	90

RUBBER HOSE BS 3212:1991/2 I.D. mm HIGH PRESSURE LPG - MADE IN ITALY - Parker ITR (Year month with traceability code)

PROPANPRESS UL-21 N/L

Hose according to UL-21 LP-GAS HOSE

Hose Construction

- Tube:** Black, smooth CR rubber compound
- Reinforcement:** Synthetic textile yarns
- Cover:** Black, smooth, CR rubber compound.
Flame retardant. LPG, oils, abrasion, ozone, weather resistant



Applications







Flexible hose designed for conveying LPG in industrial applications. Not suitable for automotive applications.

Temperature Range

-40 °C (-40 °F) to +60 °C (+140 °F)

Tolerances

- On inside diameter:** ± 0,80 mm
- On outside diameter:** ± 1,00 mm
- Length tolerance:** UNI EN ISO 1307/97 ± 1 %

IHXXXXXXXXXX Part Number / Standard Length m	 I.D. mm	 O.D. mm	 Working Pressure			 Burst Pressure			 Weight kg/m	 min. Bend Radius mm
			MPa	psi	bar	MPa	psi	bar		
IH30412110/100	6,3	15	2,4	348,0	24	12,1	1754,5	121	0,22	65

RUBBER LPG HOSE – PROPANPRESS UL 21 – MWP 350 psi/2400 kPa – MADE IN ITALY – Parker ITR
Month/Year with traceability code

MULTIGASPRESS EN 559 NRA/L 20**Hose Construction**

- Tube:** Black, smooth NBR rubber compound suitable for all fuel gases included in the EN 559 Norm except fluxed fuel gases
- Reinforcement:** Synthetic textile yarns
- Cover:** Red/orange, PVC/NBR, smooth rubber compound. Resistant to ageing, weathering, pin-pricked cover to prevent blisters during use.

**Tolerances**

EN 559

On inside diameter:

≤ I.D. 6,3 mm: ± 0,40 mm

> I.D. 8 - 10 mm: ± 0,50 mm

> I.D. 12,5 mm: ± 0,60 mm

Length tolerance:







UNI EN ISO 1307 ± 1 %

Applications

Suitable for all fuel gases included in the EN 559 Norm (except fluxed fuel gases) like: acetylene, LPG, MPS, natural gas, methane.

Temperature Range

-25 °C (-13 °F) to +70 °C (+158 °F)

IHXXXXXXXXXX Part Number/ Standard Length m	 I.D. mm	 O.D. mm	 Working Pressure			 Burst Pressure			 Weight kg/m	 min. Bend Radius mm
			MPa	psi	bar	MPa	psi	bar		
IH30412960/40	6,3	13,3	2,0	300	20	6,0	900	60	0,17	50
IH30412960/100	6,3	13,3	2,0	300	20	6,0	900	60	0,17	50
IH30412961/40	8	15	2,0	300	20	6,0	900	60	0,19	65
IH30412961/100	8	15	2,0	300	20	6,0	900	60	0,19	65
IH30412962/40	9	16	2,0	300	20	6,0	900	60	0,21	70
IH30412962/100	9	16	2,0	300	20	6,0	900	60	0,21	70
IH30412963/40	10	17	2,0	300	20	6,0	900	60	0,23	80
H30412963/100	10	17	2,0	300	20	6,0	900	60	0,23	80
IH30412964/40	12,5	22,5	2,0	300	20	6,0	900	60	0,41	105
IH30412964/100	12,5	22,5	2,0	300	20	6,0	900	60	0,41	105
IH30412965/40	16	26	2,0	300	20	6,0	900	60	0,44	150
IH30412965/80	16	26	2,0	300	20	6,0	900	60	0,44	150

RUBBER HOSE MULTIGASPRESS EN 559 - 2 MPa (20 bar) - I.D. - MADE IN ITALY Parker ITR (Year with the traceability code)

INERPRESS EN 559 N/L 20

Hose according to EN 559

Hose Construction

- Tube:** Black, smooth SBR rubber compound, resistant to inert gases. Not suitable for LPG
- Reinforcement:** Synthetic textile yarns
- Cover:** Smooth (L), SBR/EPDM rubber compound resistant to abrasion, ageing



Tolerances







- EN 559
- On inside diameter:**
- ≤ I.D. 6,3 mm: ± 0,40 mm
 - > I.D. 6,3 mm: ± 0,50 mm
- Length tolerance:**
- UNI EN ISO 1307/97 ± 1 %

Applications

Designed for delivery of inert gases.

Temperature Range

-25 °C (-13 °F) to +80 °C (+176 °F)

IHXXXXXXXXXX Part Number / Standard Length m	 I.D. mm	 O.D. mm	 Working Pressure			 Burst Pressure			 Weight kg/m	 min. Bend Radius mm
			MPa	psi	bar	MPa	psi	bar		
IH30413600/100	5	12	2,0	300,0	20	6,0	900,0	60	0,13	40
IH30412940/40	6,3	13,3	2,0	300,0	20	6,0	900,0	60	0,17	40
IH30412940/80	6,3	13,3	2,0	300,0	20	6,0	900,0	60	0,17	40
IH30413603/40	8	15	2,0	300,0	20	6,0	900,0	60	0,17	40
IH30413603/80	8	15	2,0	300,0	20	6,0	900,0	60	0,17	40
IH30412941/40	10	17	2,0	300,0	20	6,0	900,0	60	0,20	50
IH30412941/80	10	17	2,0	300,0	20	6,0	900,0	60	0,20	50

PROPANPRESS EN 559 NA/L 20

Hose according to EN 559

Hose Construction

- Tube:** Black, LPG resistant smooth NBR rubber compound
- Reinforcement:** Synthetic textile yarns
- Cover:** Orange, smooth PVC/NBR rubber compound resistant to ageing and weathering, pin-pricked cover to prevent blisters during use



Applications

Suitable for LPG in industrial applications.

Temperature Range

-30 °C (-22 °F) to +70 °C (+158 °F)

Tolerances

EN 559







On inside diameter:

≤ I.D. 6,3 mm: ± 0,40 mm

> I.D. 6,3 mm: ± 0,50 mm

Length tolerance:

UNI EN ISO 1307/97 ± 1 %

IHXXXXXXXXXX Part Number/ Standard Length m	 I.D. mm	 O.D. mm	 Working Pressure			 Burst Pressure			 Weight kg/m	 min. Bend Radius mm
			MPa	psi	bar	MPa	psi	bar		
IH30413456/100	6,3	13,3	2,0	300,0	20	6,0	900,0	60	0,16	50
IH30413457/100	8	15	2,0	300,0	20	6,0	900,0	60	0,18	65
IH30413459/100	8,5	16	2,0	300,0	20	6,0	900,0	60	0,21	70
IH30413458/100	10	17	2,0	300,0	20	6,0	900,0	60	0,22	80



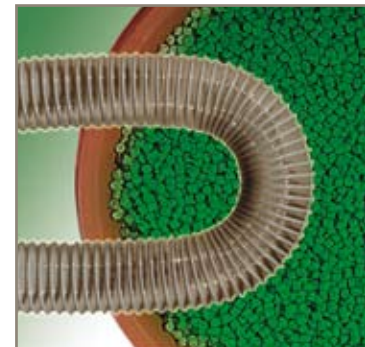
RUBBER HOSE PROPANPRESS EN 559 - 2MPa (20 bar) - I.D. - MADE IN ITALY Parker ITR (Year with the traceability code)



aerospace
climate control
electromechanical
filtration
fluid & gas handling
hydraulics
pneumatics
process control
sealing & shielding



Ducting Hoses



ENGINEERING YOUR SUCCESS.



General Purpose



ASPIREX

Suitable for suction of air, dust, fumes, sawdust and wood-shavings.
Also suitable for centralised suction equipment.



FLEXIREX

Suitable for air conditioning units and centralised suction equipment for air,
dust, fumes and saw-dust.

Abrasive



ASPIREX PU/ANC

Suitable for suction of warm air, abrasion dust,
warm fumes, saw-dust, wood-shavings, cement,
cereal grains, sugar and other granules.



ASPIREX PU/R

Suitable for suction of dust, saw-dust, textile fibres, grains.

High Temperature



ASPIREX 140 °C

Suitable for suction of air, dust, fumes, exhaust gas with traces of oil,
up to 140 °C, with peaks up to 150 °C.

K – Ducting Hose

General Purpose

- ASPIREX ▶ K4
- FLEXIREX ▶ K5

Abrasive

- ASPIREX PU/ANC ▶ K6
- ASPIREX PU/R ▶ K7

High Temperature

- ASPIREX 140 °C ▶ K8



ASPIREX

Hose Construction

Flexible hose having a grey, rigid PVC spiral embedded in a metalized grey, flexible PVC wall. Externally corrugated, smooth inner surface. Self-extinguishing according to UL 94 Class V2.



Applications

Suitable for suction of air, dust, fumes, saw-dust and wood-shavings. Also suitable for centralized suction equipment in wood, textile, china and welding equipment. It is also suitable for use on agricultural machinery.

Temperature Range

-15 °C (+5 °F) to +60 °C (+140 °F)

Suction






≤ I.D. 50 mm: 0,75 bar (550 mm Hg)
 I.D. 51 mm - I.D. 102 mm: 0,40 bar (300 mm Hg)
 > I.D. 102mm: light suction

Tolerances

On inside diameter: ± 4 %
On wall thickness: ± 0,50 mm
Length tolerance: ± 1 %
 All other technical data are subject to a ± 5 % tolerance.

Burst Pressure

Suitable only for suction

IHXXXXXXXXXX Part Number/ Standard Length m	 I.D. mm	 Wall Thickness mm	 Working Pressure			 Weight kg/m	 min. Bend Radius mm
			MPa	psi	bar		
IH35562019/50	19	2,1	–	–	–	0,13	19
IH35560020/50	20	2,6	–	–	–	0,14	20
IH35560025/50	25	2,9	–	–	–	0,18	25
IH35560030/50	30	3,1	–	–	–	0,25	30
IH35562032/50	32	3,3	–	–	–	0,27	32
IH35560035/50	35	3,6	–	–	–	0,30	35
IH35562038/50	38	3,6	–	–	–	0,34	38
IH35560040/50	40	3,9	–	–	–	0,36	40
IH35560045/50	45	4,2	–	–	–	0,42	45
IH35560050/50	50	4,2	–	–	–	0,52	50
IH35562051/50	51	4,2	–	–	–	0,52	51
IH35560060/50	60	4,4	–	–	–	0,64	60
IH35561063/50	63,5	4,6	–	–	–	0,68	63,5
IH35560070/50	70	4,8	–	–	–	0,76	70
IH35562075/50	75	5,0	–	–	–	0,85	75
IH35562076/50	76	5,0	–	–	–	0,85	76
IH35560080/50	80	5,0	–	–	–	0,97	80
IH35560090/30	90	5,3	–	–	–	1,12	90
IH35560100/30	100	5,3	–	–	–	1,27	100
IH35562102/30	102	5,3	–	–	–	1,27	102
IH35561110/30	110	5,3	–	–	–	1,44	110
IH35560120/30	120	5,6	–	–	–	1,58	120
IH35562125/30	125	5,6	–	–	–	1,70	125
IH35560130/30	130	5,7	–	–	–	1,77	130
IH35560140/30	140	5,8	–	–	–	2,04	140
IH35560150/30	150	5,9	–	–	–	2,15	150
IH35562160/30	160	6,1	–	–	–	2,28	160
IH35560200/15	200	7,0	–	–	–	2,95	200
IH35560250/15	250	8,0	–	–	–	4,00	250

ASPIREX I.D. mm - SELF-EXTINGUISHING UL 94 V2 - Parker ITR

FLEXIREX

Hose Construction

Flexible hose having an off-white, rigid PVC spiral embedded in an olive green, flexible PVC wall. Externally corrugated, smooth inner surface.



Applications

For suction of air, dust, fumes, saw-dust. It is also suitable for air-dust, air-conditioning units and centralised suction equipment in wood-processing and varnishing factories.

Temperature Range

-15 °C (+5 °F) to +60 °C (+140 °F)

Suction






≤ I.D. 50 mm: 0,75 bar (550 mm Hg)
 I.D. 51 mm - I.D. 100 mm: 0,40 bar (300 mm Hg)
 > I.D. 100 mm: light suction

Tolerances

On inside diameter: ± 4 %
On wall thickness: ± 0,50 mm
Length tolerance: ± 1 %
 All other technical data are subject to a ± 5 % tolerance.

Burst Pressure

Suitable only for suction

IHXXXXXXXX/XX Part Number/ Standard Length m	 I.D.	 Wall Thickness	 Working Pressure			 Weight	 min. Bend Radius
	mm	mm	MPa	psi	bar	kg/m	mm
IH35510019/50	19	2,1	-	-	-	0,12	19
IH35510020/50	20	2,1	-	-	-	0,12	20
IH35510025/50	25	2,5	-	-	-	0,14	25
IH35510030/50	30	2,7	-	-	-	0,20	30
IH35510032/50	32	2,7	-	-	-	0,22	32
IH35510035/50	35	2,7	-	-	-	0,24	35
IH35510038/50	38	2,7	-	-	-	0,27	38
IH35510040/50	40	2,7	-	-	-	0,28	40
IH35510045/50	45	3,1	-	-	-	0,34	45
IH35510050/50	50	3,3	-	-	-	0,40	50
IH35510060/50	60	3,8	-	-	-	0,58	60
IH35510063/50	63,5	3,8	-	-	-	0,60	63,5
IH35510070/50	70	4,0	-	-	-	0,70	70
IH35510075/50	75	4,3	-	-	-	0,80	75
IH35510076/50	76	4,3	-	-	-	0,80	76
IH35510080/50	80	4,3	-	-	-	0,86	80
IH35510090/30	90	4,3	-	-	-	0,90	90
IH35510100/30	100	4,4	-	-	-	1,06	100
IH35510120/30	120	5,2	-	-	-	1,35	120
IH35510125/30	125	5,2	-	-	-	1,40	125
IH35510130/30	130	5,2	-	-	-	1,60	130
IH35510140/30	140	5,2	-	-	-	1,77	140
IH35510150/30	150	5,4	-	-	-	1,90	150
IH35510200/15	200	6,4	-	-	-	2,76	200

FLEXIREX I.D. mm Parker ITR



ASPIREX PU/ANC

Hose Construction

PU transparent and antistatic hose having a grey, rigid PVC spiral, resistant to crush, abrasion and ozone, with antistatic 9 wires copper cord.

Food and beverage – The polyurethane used is in conformity to:

- F.D.A. – CFR 21 parts 175, 105, 177, 1680, 177,2600;
- CEE 82/711, 85/572, 89/109, 90/128, 92/30, 93/8, 95/3, 98/11

Applications

Suitable for suction of warm air, abrasion dust, warm fumes, saw-dust, wood-shavings, cement, cereal grains, sugar, and other granules.

Temperature Range

-25 °C (-13 °F) to +85 °C (+185 °F)



Suction

≤ I.D. 32 mm:	0,50 bar (365 mm Hg)
I.D. 35 mm - I.D. 102 mm:	0,40 bar (300 mm Hg)
> I.D. 102 mm:	0,30 bar (220 mm Hg)

Tolerances

On inside /outside diameter and on weight:

± 4 %






Length tolerance:

± 1 %

All other technical data are subject to a ± 5 % tolerance.

Burst Pressure

Suitable only for suction

IHXXXXXXXXXX Part Number/ Standard Length m	 I.D. mm	 O.D. mm	 Working Pressure			 Weight kg/m	 min. Bend Radius mm
			MPa	psi	bar		
IH35576020/20	20	25	–	–	–	0,10	25
IH35576025/20	25	30,4	–	–	–	0,15	30
IH35576030/20	30	36	–	–	–	0,19	36
IH35576032/20	32	38	–	–	–	0,20	38
IH35576035/20	35	41,4	–	–	–	0,22	41
IH35576038/20	38	44,6	–	–	–	0,23	45
IH35576040/20	40	46,6	–	–	–	0,25	47
IH35576045/20	45	51,8	–	–	–	0,28	52
IH35576050/20	50	57	–	–	–	0,31	57
IH35576051/20	51	58	–	–	–	0,32	58
IH35576055/20	55	62,2	–	–	–	0,35	62
IH35576060/20	60	67,4	–	–	–	0,39	67
IH35576063/20	63	70,6	–	–	–	0,43	71
IH35576070/20	70	78,4	–	–	–	0,50	78
IH35576075/20	75	83,8	–	–	–	0,55	84
IH35576076/20	76	84,8	–	–	–	0,56	85
IH35576080/20	80	89	–	–	–	0,61	89
IH35576090/20	90	99,4	–	–	–	0,72	99
IH35576100/20	100	110,4	–	–	–	0,82	110
IH35576102/20	102	112,4	–	–	–	0,84	112
IH35576110/20	110	120,4	–	–	–	0,89	120
IH35576120/20	120	131	–	–	–	0,95	131
IH35576127/20	127	138,6	–	–	–	1,02	139
IH35576130/20	130	142	–	–	–	1,10	142
IH35576140/20	140	152,4	–	–	–	1,23	152
IH35576150/20	150	162,8	–	–	–	1,37	163
IH35576152/20	152	164,8	–	–	–	1,38	165
IH35576160/10	160	173	–	–	–	1,55	173
IH35576180/10	180	193,4	–	–	–	1,95	193
IH35576200/10	200	213,6	–	–	–	2,10	214
IH35576203/10	203	217	–	–	–	2,15	217
IH35576250/10	250	–	–	–	–	3,00	265
IH35576300/10	300	–	–	–	–	3,60	315

ASPIREX PU/ANC I.D. mm Parker ITR



ASPIREX PU/R

Hose Construction

Very light and flexible hose with a transparent PU layer reinforced with a coppered steel spiral. Smooth, lightly waved inside wall causing less pressure loss.

Food and beverage – The polyurethane used is in conformity to:

- F.D.A. - CFR 21 parts 175, 105, 177, 1680, 177, 2600;
- CEE 82/711, 85/572, 89/109, 90/128, 92/30, 93/8, 95/3, 98/11



Applications

Suction and air hose for: ventilation, smoke, dust, textile fibre.

Good resistance against abrasion, oils and grease as well as atmospheric conditions.

Temperature Range

-40 °C (-40 °F) to +90 °C (+194 °F)

Suction

≤ I.D. 63 mm:	0,30 bar (220 mm Hg)
I.D. 70 mm - I.D. 127 mm:	0,25 bar (185 mm Hg)
> I.D. 127 mm:	light suction

Tolerances

On inside / outside diameter

and on weight:

± 4 %






Length tolerance:

± 1 %

All other technical data are subject to a ± 5 % tolerance.

Burst Pressure

Suitable only for suction.

IHXXXXXXXX/XX Part Number/ Standard Length m	 I.D. mm	 O.D. mm	 Working Pressure			 Weight kg/m	 min. Bend Radius mm
			MPa	psi	bar		
IH35575025/20	25	–	–	–	–	0,18	30
IH35575030/20	30	–	–	–	–	0,20	36
IH35575032/20	32	–	–	–	–	0,22	38
IH35575038/20	38	–	–	–	–	0,25	45
IH35575040/20	40	–	–	–	–	0,27	47
IH35575045/20	45	–	–	–	–	0,30	52
IH35575050/20	50	–	–	–	–	0,35	57
IH35575051/20	51	–	–	–	–	0,35	58
IH35575060/20	60	–	–	–	–	0,45	67
IH35575063/20	63	–	–	–	–	0,46	71
IH35575070/20	70	–	–	–	–	0,49	78
IH35575075/20	75	–	–	–	–	0,53	84
IH35575076/20	76	–	–	–	–	0,53	85
IH35575080/20	80	–	–	–	–	0,55	89
IH35575090/20	90	–	–	–	–	0,61	99
IH35575100/20	100	–	–	–	–	0,70	110
IH35575110/20	110	–	–	–	–	0,80	120
IH35575120/20	120	–	–	–	–	1,00	131
IH35575127/20	127	–	–	–	–	1,10	139
IH35575130/20	130	–	–	–	–	1,15	142
IH35575140/20	140	–	–	–	–	1,15	152
IH35575150/20	150	–	–	–	–	1,20	165
IH35575152/20	152	–	–	–	–	1,20	165
IH35575160/10	160	–	–	–	–	1,30	173
IH35575180/10	180	–	–	–	–	1,35	193
IH35575200/10	200	–	–	–	–	1,50	217
IH35575203/10	203	–	–	–	–	1,50	217
IH35575250/10	250	–	–	–	–	2,20	265
IH35575300/10	300	–	–	–	–	2,60	315

ASPIREX PU/R I.D. mm Parker ITR

ASPIREX 140 °C

Hose Construction

Black hose in Santoprene with an integrated steel spiral.

Applications

Suction hose for: air, smoke, vapours, exhaust gas, dust, chips, grains, pellets. Good resistance to acids and lyes, resistant also to polychloroprene (CR), against hydrocarbons, oils. Very good resistance also to abrasion, atmospheric and ageing conditions. Oil resistant as per ASTM D 2000.

Recommendation: the hose has to be used in static conditions and not in dynamic conditions.

Temperature Range

-40 °C (-40 °F) to +140 °C (+284 °F),
For short duration up to +150 °C (+302 °F)



Suction

≤ I.D. 50 mm:	0,30 bar (220 mm Hg)
I.D. 60 mm - I.D. 120 mm:	0,25 bar (185 mm Hg)
> I.D. 120 mm:	light suction

Tolerances






On inside / outside diameter: ± 4 %

Length tolerance: ± 1 %

All other technical data are subject to a ± 5 % tolerance.


Burst Pressure

Suitable only for suction

IHXXXXXXXXXX Part Number/ Standard Length m	 I.D. mm	 O.D. mm	 Working Pressure			 Weight kg/m	 min. Bend Radius mm
			MPa	psi	bar		
IH35579040/30	40	46	-	-	-	0,20	46
IH35579045/30	45	51	-	-	-	0,23	51
IH35579050/30	50	56	-	-	-	0,28	56
IH35579060/30	60	66	-	-	-	0,32	66
IH35579063/30	63	69	-	-	-	0,34	69
IH35579070/30	70	77	-	-	-	0,42	77
IH35579075/30	75	82	-	-	-	0,44	82
IH35579080/30	80	87	-	-	-	0,48	87
IH35579090/30	90	97	-	-	-	0,52	97
IH35579100/30	100	107	-	-	-	0,66	107
IH35579110/30	110	117	-	-	-	0,72	117
IH35579120/30	120	127	-	-	-	0,78	127
IH35579125/30	125	132	-	-	-	0,80	132
IH35579130/30	130	137	-	-	-	0,84	137
IH35579140/30	140	147	-	-	-	0,90	147
IH35579150/30	150	157	-	-	-	1,10	157
IH35579160/30	160	167	-	-	-	1,16	167
IH35579170/30	170	177	-	-	-	1,24	177
IH35579180/30	180	187	-	-	-	1,30	187
IH35579200/30	200	207	-	-	-	1,44	207
IH35579250/15	250	259	-	-	-	1,85	259
IH35579300/15	300	309	-	-	-	2,20	309



aerospace
climate control
electromechanical
filtration
fluid & gas handling
hydraulics
pneumatics
process control
sealing & shielding



Agricultural Spray Hoses



ENGINEERING YOUR SUCCESS.



Black Rubber Hose



FRUTPRESS N/L 50-80-100

Suitable for insecticides and herbicidal agricultural sprays.

PVC Hose



APERFRUT 20-40-80

Particularly suitable for spraying in agriculture.

L – Agricultural Spray Hose

Black Rubber Hose

FRUTPRESS N/L 50 - 80 - 100 ▶ L4

PVC Hose

APERFRUT 20 - 40 - 80 ▶ L5



FRUTPRESS N/L 50 - 80 - 100

Hose Construction

- Tube:** Black, smooth, insecticide with solvent and herbicide resistant NBR rubber compound
- Reinforcement:** Synthetic textile yarns
- Cover:** Black, smooth: heat, abrasion and weather-resistant, EPDM/NBR rubber compound



Tolerances

According to UNI EN ISO 1307/97

On inside diameter: $\pm 0,80$ mm







Length tolerance: ± 1 %

Applications

Suitable for insecticides and herbicide agricultural sprays.

Temperature Range

-20 °C (-4 °F) to +80 °C (+176 °F)

IHXXXXXXXXXX Part Number / Standard Length m	 I.D. mm	 O.D. mm	 Working Pressure			 Burst Pressure			 Weight kg/m	 min. Bend Radius mm
			MPa	psi	bar	MPa	psi	bar		
FRUTPRESS N/L 50										
IH30135001/100	8	16	5,0	725,0	50	15,0	2175,0	150	0,21	50
IH30135002/100	10	19	5,0	725,0	50	15,0	2175,0	150	0,28	60
IH30140040/80	16	26	5,0	725,0	50	15,0	2175,0	150	0,46	100
FRUTPRESS N/L 80										
IH30146102/100	8	16	8,0	1200,0	80	24,0	3480,0	240	0,21	50
IH30146103/100	10	19	8,0	1200,0	80	24,0	3480,0	240	0,29	60
IH30146106/100	12	21	8,0	1200,0	80	24,0	3480,0	240	0,33	70
IH30146104/100	13	23	8,0	1200,0	80	24,0	3480,0	240	0,40	80
FRUTPRESS N/L 100										
IH30136005/100	10	21	10,0	1450,0	100	30,0	4350,0	300	0,37	60
IH30136010/80	13	24	10,0	1450,0	100	30,0	4350,0	300	0,45	80

APERFRUT 20 - 40 - 80

Hose Construction

Tube: Black, smooth, PVC compound
Reinforcement: Synthetic textile yarns
Cover: Orange (20), red (40) and blue (80), smooth, abrasion, and weather-resistant PVC compound.



Applications

For delivery of air, water and all fungicide products. Particularly suitable for spraying in agriculture. Resistant to compressor oil-mist.

Temperature Range

-15 °C (+5 °F) to +60 °C (+140 °F)

Tolerances

On inside diameter:







≤ I.D. 16 mm: ± 0,50 mm

I.D. 19 mm: ± 0,80 mm

> I.D. 19 mm: ± 1,00 mm

Length tolerance: ± 2 %

All other technical data are subject to a ± 5 % tolerance.

IHXXXXXXXXXX Part Number/ Standard Length m	 I.D. mm	 O.D. mm	 Working Pressure			 Burst Pressure			 Weight kg/m	 min. Bend Radius mm
			MPa	psi	bar	MPa	psi	bar		
APERFRUT 20										
IH35040009/100	6	12	2,0	300,0	20	6,0	900,0	60	0,10	30
IH35040010/100	8	13	2,0	300,0	20	6,0	900,0	60	0,11	30
IH35040010/50	8	13	2,0	300,0	20	6,0	900,0	60	0,11	30
IH35040012/100	10	15	2,0	300,0	20	6,0	900,0	60	0,135	55
IH35040014/100	13	19	2,0	300,0	20	6,0	900,0	60	0,20	85
IH35040015/100	16	23	2,0	300,0	20	6,0	900,0	60	0,285	90
IH35040016/100	19	26,5	2,0	300,0	20	6,0	900,0	60	0,33	100
IH35040017/50	25	34	1,5	217,5	15	4,5	652,5	45	0,555	140
APERFRUT 40										
IH35040260/100	8	14	4,0	600,0	40	12,0	1740,0	120	0,142	30
IH35040261/100	10	16	4,0	600,0	40	12,0	1740,0	120	0,166	50
IH35040112/100	10	17	4,0	600,0	40	12,0	1740,0	120	0,203	45
IH35040114/100	13	21	4,0	600,0	40	12,0	1740,0	120	0,285	80
APERFRUT 80										
IH35040268/100	8	15	8,0	1200,0	80	20,8	3016,0	208	0,165	25
IH35040270/100	10	18	8,0	1200,0	80	20,8	3016,0	208	0,230	45
IH35040213/100	10	19	8,0	1200,0	80	20,8	3016,0	208	0,270	40
IH35040214/100	13	23	7,0	1015,0	70	18,0	2610,0	180	0,380	60

APERFRUT 20 bar Parker ITR

APERFRUT 40 bar Parker ITR


APERFRUT 80 bar Parker ITR



aerospace
climate control
electromechanical
filtration
fluid & gas handling
hydraulics
pneumatics
process control
sealing & shielding



Cable Protection Hoses



ENGINEERING YOUR SUCCESS.



▶ **Protection and Cooling**



CABLEPRESS B/L 10 - 20

Non-conductive extruded cable protection and cooling hose.
Suitable for demineralized water and steam



CABLE SN 10

Dielectric hose with embedded polyamide helix
for cooling and protection of electrical cables



**ROBOT
SALDATRICI 5 - 10**

Cable protection hose.

▶ **Protection**



CABLE 109

Recommended for protection
and carrying welding and industrial cable.

M – Cable Protection Hose

Protection and Cooling

CABLEPRESS B/L 10 - 20	▶	M4
CABLE SN 10	▶	M5
ROBOT	▶	M6
SALDATRICI 5 - 10	▶	M7

Protection

CABLE 109	▶	M8
-----------	---	----





CABLEPRESS B/L 10 - 20

Hose Construction

- Tube:** Blue, smooth, certified EPDM dielectric rubber compound ($R \geq 4 \times 10^{10} \Omega/m$)
- Reinforcement:** Synthetic textile fabrics
- Cover:** Blue, smooth, certified EPDM dielectric rubber compound ($R \geq 4 \times 10^{10} \Omega/m$), ageing and weather resistant



Tolerances

UNI EN ISO 1307/97

On inside diameter:

≤ I.D. 19 mm: ± 0,80 mm

> I.D. 19 mm: ± 1,20 mm

Length tolerance:

± 1 %

Applications

Hose specially designed for cooling and protection of electrical cables.

Resistant to steam up to 2 bar/120 °C (+248 °F), hot water and detergents, where a conformity to foodstuff regulation is not required.

Temperature Range

-40 °C (-40 °F) to +90 °C (+194 °F), with peaks up to +120 °C (+248 °F)

IHXXXXXXXXXX Part Number/ Standard Length m	 I.D. mm	 O.D. mm	 Working Pressure			 Burst Pressure			 Weight kg/m	 min. Bend Radius mm
			MPa	psi	bar	MPa	psi	bar		
CABLEPRESS B/L 10										
IH30116165/40	10	16	1,0	150,0	10	3,0	450,0	30	0,15	80
IH30116167/40	13	19	1,0	150,0	10	3,0	450,0	30	0,20	105
IH30116168/40	16	23	1,0	150,0	10	3,0	450,0	30	0,30	130
IH30116169/40	19	26	1,0	150,0	10	3,0	450,0	30	0,35	150
IH30116164/40	25	33	1,0	150,0	10	3,0	450,0	30	0,51	190
CABLEPRESS B/L 20										
IH30116180/40	6	13	2,0	300,0	20	6,0	900,0	60	0,15	50
IH30116181/40	9	16	2,0	300,0	20	6,0	900,0	60	0,20	70
IH30116182/40	13	20	2,0	300,0	20	6,0	900,0	60	0,26	80
IH30116183/40	19	27	2,0	300,0	20	6,0	900,0	60	0,41	120

CABLE SN 10

Hose Construction

- Tube:** Blue, smooth, certified EPDM dielectric rubber compound ($R \geq 4 \times 10^{10} \Omega/m$)
- Reinforcement:** Synthetic textile fabrics and embedded polyamide helix
- Cover:** Blue, smooth, certified EPDM dielectric rubber compound ($R \geq 4 \times 10^{10} \Omega/m$), ageing and weather resistant



Tolerances







- RMA steel mandrel
- On inside diameter:**
 - ≤ I.D. 38 mm: ± 0,79 mm
 - > I.D. 38 mm: ± 1,59 mm
- Length tolerance:** ± 1 %

Applications

Hose specially designed for cooling and protection of electrical cables.
Resistant to hot water and detergents, where a conformity to foodstuff regulation is not required.

Temperature Range

-40 °C (-40 °F) to +90 °C (+194 °F)

IHXXXXXXXXXX Part Number/ Standard Length m	 I.D. mm	 O.D. mm	 Working Pressure			 Burst Pressure			 Weight kg/m	 min. Bend Radius mm
			MPa	psi	bar	MPa	psi	bar		
IH36832071/40	25	36	1,0	150,0	10	3,0	450,0	30	0,85	300
IH36832072/40	32	43	1,0	150,0	10	3,0	450,0	30	1,02	350




RUBBER MULTIUSE HOSE CABLE SN 10 bar - MADE IN ITALY Parker ITR



ROBOT

Hose Construction

- Tube:** Black, smooth, synthetic NR/SBR rubber compound
- Reinforcement:** Synthetic textile fabrics
- Cover:** Black, abrasion, ozone and weather-resistant, synthetic SBR rubber compound



Applications

Light-weight and flexible, recommended for protection and carrying welding cable coolant and particularly for robot applications, where a twist-connector is required.

Temperature Range

-20 °C (-46 °F) to +80 °C (+176 °F)

Tolerances

RMA steel mandrel

On inside diameter:

≤ I.D. 38 mm: ± 0,79 mm

> I.D. 38 mm: ± 1,59 mm

On outside diameter:

± 1,59 mm

Length tolerance:

± 1 %


IHXXXXXXXX/XX Part Number/ Standard Length m	 I.D. mm	 O.D. mm	 Working Pressure			 Burst Pressure			 Weight kg/m	 min. Bend Radius mm
			MPa	psi	bar	MPa	psi	bar		
ROBOT TR										
IH36832203/40	30	40	0,4	58,0	4	1,2	174,0	12	0,78	–
IH36832204/40	40	52	0,4	58,0	4	1,2	174,0	12	1,21	–
IH36832212/40	44	56	0,4	58,0	4	1,2	174,0	12	1,31	–
IH36832208/40	48	60	0,4	58,0	4	1,2	174,0	12	1,40	–
ROBOT CIA TS										
IH36832225/40	25	35	0,4	58,0	4	1,2	174,0	12	0,68	–
IH36832256/40	32	42	0,4	58,0	4	1,2	174,0	12	0,83	–
IH36832251/40	40	50	0,4	58,0	4	1,2	174,0	12	0,99	–
IH36832253/40	42	52	0,4	58,0	4	1,2	174,0	12	1,05	–
ROBOT ED TS										
IH36832231/40	32	44	0,6	90,0	6	1,8	270,0	18	0,94	–
IH36832232/40	38	50,5	0,6	90,0	6	1,8	270,0	18	1,10	–
IH36832233/40	42	54	0,6	90,0	6	1,8	270,0	18	1,35	–

RUBBER CABLE PROTECTION HOSE MADE IN ITALY Parker ITR

SALDATRICI 5 - 10

Hose Construction

- Tube:** Black, smooth, SBR rubber compound
- Reinforcement:** Synthetic textile fabrics
- Cover:** Black, abrasion, ozone and weather-resistant, SBR rubber compound



Applications

Light-weight and flexible, recommended for protection and carrying welding cable coolant .

Temperature Range

-20 °C (-46 °F) to +80 °C (+176 °F)

Tolerances

RMA steel mandrel







On inside diameter:

≤ I.D. 38 mm: ± 0,79 mm

> I.D. 38 mm: ± 1,59 mm

On outside diameter:

Length tolerance: ± 1 %

IHXXXXXXXXXX Part Number/ Standard Length m	 I.D. mm	 O.D. mm	 Working Pressure			 Burst Pressure			 Weight kg/m	 min. Bend Radius mm
			MPa	psi	bar	MPa	psi	bar		
SALDATRICI 5										
IH36802013/40	25	33	0,5	72,5	5	1,5	217,5	15	0,52	–
IH36802009/40	30	40	0,5	72,5	5	1,5	217,5	15	0,77	–
IH36802008/40	38	50	0,5	72,5	5	1,5	217,5	15	1,15	–
SALDATRICI 10										
IH36802045/40	28	38	1,0	150,0	10	3,0	450,0	30	0,73	–
IH36802046/40	35	46	1,0	150,0	10	3,0	450,0	30	0,98	–
IH36802047/40	38	48	1,0	150,0	10	3,0	450,0	30	0,94	–
IH36802051/40	42	52	1,0	150,0	10	3,0	450,0	30	1,01	–






CABLE 109

Hose Construction

- Tube:** Black, smooth, SBR rubber compound
- Reinforcement:** Synthetic textile fabrics
- Cover:** Black, abrasion, ozone and weather-resistant, SBR rubber compound



Applications

Extra light-weight and flexible, recommended for protection and carrying welding and industrial cable.

Temperature Range

-20 °C (-4 °F) to +80 °C (+176 °F)

Tolerances

RMA steel mandrel

On inside diameter:

≤ I.D. 38 mm: ± 0,79 mm

> I.D. 38 mm: ± 1,59 mm

On outside diameter:

± 1,59 mm

Length tolerance:

± 1 %

IHXXXXXXXXXX Part Number/ Standard Length m	 I.D. mm	 O.D. mm	 Working Pressure			 Burst Pressure			 Weight kg/m	 min. Bend Radius mm
			MPa	psi	bar	MPa	psi	bar		
IH36832047/40	35	37	–	–	–	–	–	–	0,12	–
IH36832049/40	38	42	–	–	–	–	–	–	1,00	–
IH36832040/40	40	43	–	–	–	–	–	–	0,61	–
IH36832048/40	45	47	–	–	–	–	–	–	0,20	–



aerospace
climate control
electromechanical
filtration
fluid & gas handling
hydraulics
pneumatics
process control
sealing & shielding



Multipurpose Hoses



ENGINEERING YOUR SUCCESS.



EPDM Tube



PYTHON NV 20
PYTHON NY 30

Designed for air, cold and hot water and light-chemical media.



VARIOPRESS N/L 10 - 20
FIREPRESS N/L - NR/L 20
VARIO 10
VARIOCORD 20

Designed for air, cold and hot water and light-chemical media.



VARIO SN 10

Light-weight and flexible hose, designed for suction and delivery of air, water, hot water, non-aggressive chemicals in many industrial applications.



WASSERPRESS 20

Suitable for hot and cold water, air and light-chemical media.



JUMBO N/L

Suitable for hot and cold water, air and light-chemical media.

NBR Tube



OILPRESS N/L 20 - 30
OILCORD 30
OILPLUS 30

Suitable for the transfer of many types of fluids and for petroleum products with an aromatic content not exceeding 50 %.

N – Multipurpose Hose

EPDM Tube

PYTHON NV 20	▶	N4
PYTHON NY 30	▶	N5
VARIOPRESS N/L 10 - 20	▶	N6
FIREPRESS N/L - NR/L 20	▶	N7
VARIO 10	▶	N8
VARIOCORD 20	▶	N9
VARIO SN 10	▶	N10
WASSERPRESS 20	▶	N11
JUMBO N/L	▶	N12

NBR Tube


OILPRESS N/L 20 - 30	▶	N13
OILCORD 30	▶	N14
OILPLUS 30	▶	N15



PYTHON NV 20

Hose Construction

- Tube:** Black, antistatic, smooth EPDM nitrosamine free rubber compound, resistant to light-chemical media
- Reinforcement:** Synthetic textile yarns
- Cover:** Green, smooth EPDM nitrosamine free rubber compound



Applications

Designed for air, cold and hot water and light-chemical media.

Major properties of PYTHON hoses are:

- high ozone resistance
- antistatic resistance
- high temperature resistance
- low temperature resistance
- non-staining cover
- high flexibility

Temperature Range

-40 °C (-40 °F) to +120 °C (+248 °F)
with peaks to +140 °C (+284 °F)

Tolerances

UNI EN ISO 1307/97 tolerances for inside diameters - and including 25 mm.

On inside diameter (for LL):

I.D. 10 - 19 mm: ± 0,80 mm

I.D. 25 mm: ± 1,20 mm

> I.D. 25 mm: RMA steel mandrel tolerances

On inside diameter (for MM):

≤ I.D. 38 mm: ± 0,79 mm







> I.D. 38 mm: ± 1,59 mm

On outside diameter: ± 1,59 mm

Length tolerance: ± 1 %

Assembly

Use couplings with hose shank according to norm with interference of 1 – 2 mm. For temperature > 80 °C use steam couplings according to norm with interference.

IHXXXXXXXXXX Part Number/ Standard Length m	 I.D. mm	 O.D. mm	 Working Pressure			 Burst Pressure			 Weight kg/m	 min. Bend Radius mm
			MPa	psi	bar	MPa	psi	bar		
IH30351200/40	10	17	2,0	300,0	20	6,0	900,0	60	0,22	60
IH30351200/80	10	17	2,0	300,0	20	6,0	900,0	60	0,22	60
IH30351201/40	13	20	2,0	300,0	20	6,0	900,0	60	0,26	80
IH30351201/80	13	20	2,0	300,0	20	6,0	900,0	60	0,26	80
IH30351202/40	15	22	2,0	300,0	20	6,0	900,0	60	0,29	90
IH30351202/80	15	22	2,0	300,0	20	6,0	900,0	60	0,29	90
IH30351203/40	19	27	2,0	300,0	20	6,0	900,0	60	0,41	110
IH30351203/80	19	27	2,0	300,0	20	6,0	900,0	60	0,41	110
IH30351204/40	25	34	2,0	300,0	20	6,0	900,0	60	0,60	150
IH36351201/40	32	44	2,0	300,0	20	6,0	900,0	60	0,98	320
IH36351202/40	38	51	2,0	300,0	20	6,0	900,0	60	1,20	380
IH36351203/40	42	56	2,0	300,0	20	6,0	900,0	60	1,42	420
IH36351204/40	50	66	2,0	300,0	20	6,0	900,0	60	1,76	500



PYTHON NY 30

Hose Construction

Tube:	Black, antistatic, smooth EPDM nitrosamine free rubber compound, resistant to light-chemical media
Reinforcement:	Synthetic textile yarns
Cover:	Yellow, smooth EPDM nitrosamine free rubber compound



Applications

Designed for air, cold and hot water and light-chemical media.

Major properties of PYTHON hoses are:

- high ozone resistance
- antistatic resistance
- high temperature resistance
- low temperature resistance
- non-staining cover
- high flexibility

Temperature Range

-40 °C (-40 °F) to +120 °C (+248 °F)
with peaks to +140 °C (+284 °F)

Tolerances

UNI EN ISO 1307/97 tolerances for inside diameters - and including 25 mm.

On inside diameter (for LL):

I.D. 6 - 19 mm: ± 0,80 mm

I.D. 25 mm: ± 1,20 mm

> I.D. 25 mm: RMA steel mandrel tolerances

On inside diameter (for MM):

≤ I.D. 38 mm: ± 0,79 mm

> I.D. 38 mm: ± 1,59 mm

On outside diameter: ± 1,59 mm

Length tolerance: ± 1 %

Assembly


Use couplings with hose shank according to norm with interference of 1 – 2 mm. For temperature > 80 °C use steam couplings according to norm with interference.

IHXXXXXXXXXX Part Number/ Standard Length m	 I.D. mm	 O.D. mm	 Working Pressure			 Burst Pressure			 Weight kg/m	 min. Bend Radius mm
			MPa	psi	bar	MPa	psi	bar		
IH30351250/40	6	14	3,0	450,0	30	9,0	1350,0	90	0,18	40
IH30351250/80	6	14	3,0	450,0	30	9,0	1350,0	90	0,18	40
IH30351251/40	8	17	3,0	450,0	30	9,0	1350,0	90	0,25	50
IH30351251/80	8	17	3,0	450,0	30	9,0	1350,0	90	0,25	50
IH30351252/40	10	20	3,0	450,0	30	9,0	1350,0	90	0,34	60
IH30351252/80	10	20	3,0	450,0	30	9,0	1350,0	90	0,34	60
IH30351253/40	13	23	3,0	450,0	30	9,0	1350,0	90	0,40	80
IH30351253/80	13	23	3,0	450,0	30	9,0	1350,0	90	0,40	80
IH30351254/40	16	27	3,0	450,0	30	9,0	1350,0	90	0,52	100
IH30351254/80	16	27	3,0	450,0	30	9,0	1350,0	90	0,52	100
IH30351255/40	19	30	3,0	450,0	30	9,0	1350,0	90	0,60	110
IH30351255/80	19	30	3,0	450,0	30	9,0	1350,0	90	0,60	110
IH30351256/40	25	37	3,0	450,0	30	9,0	1350,0	90	0,88	150
IH36351250/40	32	44	3,0	450,0	30	9,0	1350,0	90	0,95	320
IH36351251/40	38	51	3,0	450,0	30	9,0	1350,0	90	1,20	380
IH36351252/40	42	56	3,0	450,0	30	9,0	1350,0	90	1,45	420
IH36351253/40	50	66	3,0	450,0	30	9,0	1350,0	90	1,93	500
IH36351254/40	65	82	3,0	450,0	30	9,0	1350,0	90	2,50	650
IH36351255/40	75	91	3,0	450,0	30	9,0	1350,0	90	3,08	750
IH36351256/40	100	122	3,0	450,0	30	9,0	1350,0	90	5,05	1000

VARIOPRESS N/L 10 - 20

Hose Construction

- Tube:** Black, antistatic, smooth EPDM nitrosamine free rubber compound
- Reinforcement:** Synthetic textile fabric
- Cover:** Black, antistatic ($R < 1 \text{ M}\Omega/\text{m}$), smooth EPDM nitrosamine free rubber compound, resistant to abrasion, ageing, heat and weathering



Tolerances

According to UNI EN ISO 1307/97

On inside diameter:







- I.D. 5 mm: $\pm 0,60 \text{ mm}$
- I.D. 8 - 19 mm: $\pm 0,80 \text{ mm}$
- I.D. 25 mm: $\pm 1,20 \text{ mm}$
- Length tolerance:** $\pm 1 \%$

Applications

Designed for air, cold and hot water and light-chemical media.

Temperature Range

-40 °C (-40 °F) to +100 °C (+212 °F),
with peaks to +120 °C (+248 °F)

IHXXXXXXXXXX Part Number/ Standard Length m	 I.D. mm	 O.D. mm	 Working Pressure			 Burst Pressure			 Weight kg/m	 min. Bend Radius mm
			MPa	psi	bar	MPa	psi	bar		
VARIOPRESS N/L 10										
IH30113007/100	5	11	1,0	150,0	10	3,0	450,0	30	0,10	30
IH30113000/100	8	15	1,0	150,0	10	3,0	450,0	30	0,17	50
IH30113008/100	10	16	1,0	150,0	10	3,0	450,0	30	0,16	60
IH30113010/100	13	19	1,0	150,0	10	3,0	450,0	30	0,20	80
IH30113030/100	16	23	1,0	150,0	10	3,0	450,0	30	0,29	100
IH30113013/80	19	27	1,0	150,0	10	3,0	450,0	30	0,39	115
IH30113012/50	25	35	1,0	150,0	10	3,0	450,0	30	0,63	150
VARIOPRESS N/L 20										
IH30113020/100	10	19	2,0	300,0	20	6,0	900,0	60	0,27	60
IH30113025/100	12	18	2,0	300,0	20	6,0	900,0	60	0,19	70
IH30113027/40	13	20	2,0	300,0	20	6,0	900,0	60	0,25	80
IH30113027/100	13	20	2,0	300,0	20	6,0	900,0	60	0,25	80
IH30113037/100	16	25	2,0	300,0	20	6,0	900,0	60	0,4	100
IH30113047/80	19	30	2,0	300,0	20	6,0	900,0	60	0,57	115
IH30113042/50	25	37	2,0	300,0	20	6,0	900,0	60	0,79	150



FIREPRESS N/L - NR/L 20

Hose Construction

- Tube:** Black, smooth, antistatic EPDM nitrosamine free rubber compound
- Reinforcement:** Synthetic textile yarns
- Cover:** Black or red, smooth, antistatic EPDM nitrosamine free rubber compound, resistant to ageing, heat, weather and particularly to ozone

Electrical

Resistance: $R < 10^8 \Omega/m$ (black version only N/L)

Applications

Suitable for fire extinguisher tank-to-nozzle connectors, good resistance to low and high temperature.

Temperature Range

-40 °C (-40 °F) to +80 °C (+176 °F),
with peaks to 100 °C (+212 °F)



Tolerances

According to UNI EN ISO 1307/97

On inside diameter:

I.D. 6 - 19 mm: $\pm 0,80$ mm

I.D. 25 mm: $\pm 1,20$ mm

Length tolerance: $\pm 1 \%$

IHXXXXXXXX/XX Part Number/ Standard Length m	 I.D. mm	 O.D. mm	 Working Pressure			 Burst Pressure			 Weight kg/m	 min. Bend Radius mm
			MPa	psi	bar	MPa	psi	bar		
FIREPRESS N/L 20										
IH30360011/40	6	13	2,0	300,0	20	6,0	900,0	60	0,14	40
IH30360012/40	8	15	2,0	300,0	20	6,0	900,0	60	0,17	50
IH30360013/40	9	17	2,0	300,0	20	6,0	900,0	60	0,22	55
IH30360014/40	10	17	2,0	300,0	20	6,0	900,0	60	0,20	60
IH30360015/40	12	18	2,0	300,0	20	6,0	900,0	60	0,19	70
IH30360016/40	12	19	2,0	300,0	20	6,0	900,0	60	0,23	70
IH30360034/40	12,3	18,5	2,0	300,0	20	6,0	900,0	60	0,21	75
IH30360017/40	13	21	2,0	300,0	20	6,0	900,0	60	0,29	80
IH30360018/40	13,2	20,7	2,0	300,0	20	6,0	900,0	60	0,27	80
IH30360025/40	13,2	23,2	2,0	300,0	20	6,0	900,0	60	0,38	80
IH30360019/40	16	25	2,0	300,0	20	6,0	900,0	60	0,40	100
IH30360020/40	19	28	2,0	300,0	20	6,0	900,0	60	0,46	115
IH30360022/40	25	35	2,0	300,0	20	6,0	900,0	60	0,64	150
IH30360021/40	25	37	2,0	300,0	20	6,0	900,0	60	0,79	150
IH30360035/40	25	38	2,0	300,0	20	6,0	900,0	60	0,87	150
FIREPRESS NR/L 20										
IH30360070/40	13	20	2,0	300,0	20	6,0	900,0	60	0,25	80
IH30360073/40	16	25	2,0	300,0	20	6,0	900,0	60	0,40	100
IH30360071/40	19	28	2,0	300,0	20	6,0	900,0	60	0,47	115
IH30360072/40	25	35	2,0	300,0	20	6,0	900,0	60	0,65	150

VARIO 10

Hose Construction

- Tube:** Black, antistatic, smooth EPDM rubber compound
- Reinforcement:** Synthetic textile fabric and embedded steel wire helix
- Cover:** Black, antistatic ($R < 1 \text{ M}\Omega/\text{m}$), smooth EPDM rubber compound, particularly resistant to abrasion, heat and weathering



Suction

Max. 0,8 bar (590 mm Hg)

Tolerances

RMA steel mandrel tolerances.

On inside diameter:

$\leq \text{I.D. } 38 \text{ mm:}$ $\pm 0,79 \text{ mm}$
 $> \text{I.D. } 38 \text{ mm:}$ $\pm 1,59 \text{ mm}$







Length tolerance: $\pm 1 \%$

Applications

Light-weight and flexible, designed for suction and delivery of air, cold and hot water and mild chemicals.

Temperature Range


-40 °C (-40 °F) to +100 °C (+212 °F)

IHXXXXXXXXXX Part Number/ Standard Length m	 I.D. mm	 O.D. mm	 Working Pressure			 Burst Pressure			 Weight kg/m	 min. Bend Radius mm
			MPa	psi	bar	MPa	psi	bar		
IH36212034/40	25	35	1,0	150,0	10	3,0	450,0	30	0,72	150
IH36212033/40	32	42	1,0	150,0	10	3,0	450,0	30	0,87	190
IH36212032/40	35	45	1,0	150,0	10	3,0	450,0	30	0,94	210
IH36212016/40	38	48	1,0	150,0	10	3,0	450,0	30	1,01	230
IH36212035/40	51	62	1,0	150,0	10	3,0	450,0	30	1,33	310

VARIOCORD 20

Hose Construction

- Tube:** Black, antistatic, smooth, nitrosamine free EPDM rubber compound
- Reinforcement:** Synthetic textile fabric
- Cover:** Black, antistatic (R < 1 MΩ/m), smooth, nitrosamine free EPDM rubber compound, particularly resistant to ozone, abrasion, heat and weathering



Applications

Designed for delivery of air, cold and hot water and non-aggressive chemicals.

Temperature Range

-40 °C (-40 °F) to +100 °C (+212 °F)

Suction







Suitable for light suction:
 < I.D. 80 mm 0.5 bar (380 mm Hg)
 > I.D. 80 mm 0,3 bar (230 mmHg)

Tolerances

RMA steel mandrel tolerances.
On inside diameter:
 ≤ I.D. 38 mm: ± 0,79 mm
 > I.D. 38 mm: ± 1,59 mm
Length tolerance: ± 1 %

NOTE

Available on request VARIOCORD NB 20 with blue cover

IHXXXXXXXXXX Part Number/ Standard Length m	 I.D. mm	 O.D. mm	 Working Pressure			 Burst Pressure			 Weight kg/m	 min. Bend Radius mm
			MPa	psi	bar	MPa	psi	bar		
VARIOCORD 20										
IH36804003/40	30	42	2,0	300,0	20	6,0	900,0	60	0,88	300
IH36804001/40	38	52	2,0	300,0	20	6,0	900,0	60	1,25	380
IH36804002/40	50	66	2,0	300,0	20	6,0	900,0	60	1,84	500
IH36804004/40	75	97	2,0	300,0	20	6,0	900,0	60	3,67	750
IH36804011/20	120	138	2,0	300,0	20	6,0	900,0	60	4,00	1000
VARIOCORD NB 20										
IH36804025/40	25	37	2,0	300,0	20	6,0	900,0	60	0,80	250
IH36804026/40	32	44	2,0	300,0	20	6,0	900,0	60	0,98	320

RUBBER HOSE VARIOCORD 20 bar MADE IN ITALY Parker ITR

RUBBER HOSE VARIOCORD 20 bar MADE IN ITALY Parker ITR

VARIO SN 10

Hose Construction

- Tube:** Black, antistatic, smooth EPDM nitrosamine free rubber compound
- Reinforcement:** Synthetic textile fabric and embedded polyamide helix
- Cover:** Black, antistatic ($R < 1 \text{ M}\Omega/\text{m}$), smooth EPDM nitrosamine free rubber compound, particularly resistant to ozone, abrasion, heat and weathering



Suction

Max. 0,8 bar (590 mm Hg)

Tolerances

RMA steel mandrel tolerances.

On inside diameter:

$\leq \text{I.D. } 38 \text{ mm:}$ $\pm 0,79 \text{ mm}$
 $> \text{I.D. } 38 \text{ mm:}$ $\pm 1,59 \text{ mm}$

Length tolerance: $\pm 1 \%$

Note







On request 40 m lengths for sizes up to I.D. 102 mm.

Applications

Light-weight and flexible, designed for suction and delivery of air, cold and hot water and non-aggressive chemicals.

Temperature Range

-10 °C (-14 °F) to +65 °C (+149 °F)

IHXXXXXXXXXX Part Number/ Standard Length m	 I.D. mm	 O.D. mm	 Working Pressure			 Burst Pressure			 Weight kg/m	 min. Bend Radius mm
			MPa	psi	bar	MPa	psi	bar		
IH36212200/40	19	30	1,0	150,0	10	3,0	450,0	30	0,58	120
IH36212201/40	25	36	1,0	150,0	10	3,0	450,0	30	0,70	145
IH36212202/40	32	43	1,0	150,0	10	3,0	450,0	30	0,85	170
IH36212203/40	38	50	1,0	150,0	10	3,0	450,0	30	1,06	200
IH36212204/40	40	52	1,0	150,0	10	3,0	450,0	30	1,10	210
IH36212206/40	50	64	1,0	150,0	10	3,0	450,0	30	1,59	250

WASSERPRESS 20

Hose Construction

- Tube:** Black, smooth EPDM nitrosamine free rubber compound
- Reinforcement:** Synthetic textile yarns
- Cover:** Black, with four longitudinal coloured stripes, smooth, abrasion, heat, ageing and weathering resistant EPDM nitrosamine free rubber compound



Applications

Suitable for discharge of hot and cold water, air and light-chemical medias in many industrial and agricultural applications.

Temperature Range

-40 °C (-40 °F) to +120 °C (+248 °F)

Tolerances

According to UNI EN ISO 1307/97

On inside diameter:

I.D. 10 - 19 mm: ± 0,80 mm

I.D. 25 mm: ± 1,20 mm

Length tolerance: ± 1 %

Colour stripes coding

- Y = yellow 
- A = orange 
- B = blue 
- R = red 
- V = green 

Part Number/ Standard Length m	I.D. mm	O.D. mm	Working Pressure			Burst Pressure			Weight kg/m	min. Bend Radius mm
			MPa	psi	bar	MPa	psi	bar		
WASSERPRESS 20 4Y										
IH30118016/40	10	18	2,0	300,0	20	6,0	900,0	60	0,24	80
IH30118003/40	13	20	2,0	300,0	20	6,0	900,0	60	0,25	100
IH30118011/40	16	24	2,0	300,0	20	6,0	900,0	60	0,35	130
IH30118004/40	19	27	2,0	300,0	20	6,0	900,0	60	0,40	150
IH30118005/40	25	34	2,0	300,0	20	6,0	900,0	60	0,57	200
WASSERPRESS 20 4Y NB/L										
IH30118029/40	13	20	2,0	300,0	20	6,0	900,0	60	0,25	100
IH30118030/40	19	27	2,0	300,0	20	6,0	900,0	60	0,40	150
IH30118031/40	25	34	2,0	300,0	20	6,0	900,0	60	0,57	200
WASSERPRESS 20 4A										
IH30118020/40	13	20	2,0	300,0	20	6,0	900,0	60	0,25	100
IH30118021/40	19	27	2,0	300,0	20	6,0	900,0	60	0,40	150
IH30118022/40	25	34	2,0	300,0	20	6,0	900,0	60	0,57	200
WASSERPRESS 20 4B										
IH30118025/40	13	20	2,0	300,0	20	6,0	900,0	60	0,25	100
IH30118026/40	19	27	2,0	300,0	20	6,0	900,0	60	0,40	150
IH30118027/40	25	34	2,0	300,0	20	6,0	900,0	60	0,57	200
WASSERPRESS 20 4B NY/L										
IH30118035/40	13	20	2,0	300,0	20	6,0	900,0	60	0,25	100
IH30118036/40	19	27	2,0	300,0	20	6,0	900,0	60	0,40	150
WASSERPRESS 20 4R										
IH30118007/40	13	20	2,0	300,0	20	6,0	900,0	60	0,25	100
IH30118010/40	16	24	2,0	300,0	20	6,0	900,0	60	0,35	130
IH30118008/40	19	27	2,0	300,0	20	6,0	900,0	60	0,40	150
IH30118009/40	25	34	2,0	300,0	20	6,0	900,0	60	0,57	200
WASSERPRESS 20 4V										
IH30118012/40	13	20	2,0	300,0	20	6,0	900,0	60	0,25	100
IH30118013/40	15	23	2,0	300,0	20	6,0	900,0	60	0,33	125
IH30118006/40	19	27	2,0	300,0	20	6,0	900,0	60	0,40	150
IH30118014/40	25	34	2,0	300,0	20	6,0	900,0	60	0,57	200

RUBBER HOSE WASSERPRESS 20 bar MADE IN ITALY Parker ITR

JUMBO N/L

Hose Construction

- Tube:** Black, smooth EPDM nitrosamine free rubber compound
- Reinforcement:** Synthetic textile yarns
- Cover:** Black, smooth EPDM nitrosamine free rubber compound with three red, longitudinal and different stripes, resistant to abrasion, heat and weathering



Branding

Long lasting embossed type branding.

Tolerances

UNI EN ISO 1307/97

On inside diameter:

≤ I.D. 19 mm: ± 0,80 mm

I.D. 25 mm: ± 1,20 mm







Length tolerance: ± 1 %

Applications

Suitable for the discharge of hot and cold water, air and light-chemical media in many industrial and agricultural applications.

Temperature Range

-40 °C (-40 °F) to +120 °C (+248 °F)

IHXXXXXXXXXX Part Number/ Standard Length m	 I.D. mm	 O.D. mm	 Working Pressure			 Burst Pressure			 Weight kg/m	 min. Bend Radius mm
			MPa	psi	bar	MPa	psi	bar		
IH30116500/40	13	19	2,0	300,0	20	6,0	900,0	60	0,21	75
IH30116501/40	15	22	2,0	300,0	20	6,0	900,0	60	0,28	90
IH30116502/40	19	27	2,0	300,0	20	6,0	900,0	60	0,40	110
IH30116504/40	25	34	2,0	300,0	20	6,0	900,0	60	0,57	150

OILPRESS N/L 20 - 30**Hose Construction**

- Tube:** Smooth, black, oil and fuel resistant NBR rubber compound, suitable for petroleum products with aromatic content not exceeding 50 %
- Reinforcement:** Synthetic textile yarns
- Cover:** Smooth, black, self-extinguishing, antistatic ($R < 1 \text{ M}\Omega/\text{m}$) heat, oil, abrasion and weather resistant CR rubber compound

**Applications**

Suitable for multi-purpose applications requiring transfer of many types of fluids and for petroleum products with aromatic content not exceeding 50 %.

Temperature Range

-30 °C (-22 °F) to +100 °C (+212 °F),
with peaks up to +120 °C (+248 °F) for oil

Tolerances

According to UNI EN ISO 1307/97

On inside diameter:







I.D. 6 - 19 mm: $\pm 0,80 \text{ mm}$

I.D. 25 mm: $\pm 1,20 \text{ mm}$

Length tolerance: $\pm 1 \%$

Note

Continuous working at max. working pressure and max. temperature, will considerably decrease hose life.


IHXXXXXXXXXX Part Number/ Standard Length m	 I.D. mm	 O.D. mm	 Working Pressure			 Burst Pressure			 Weight kg/m	 min. Bend Radius mm
			MPa	psi	bar	MPa	psi	bar		
OILPRESS N/L 20										
IH30832000/40	6	12	2,0	300,0	20	6,0	900,0	60	0,12	25
IH30831999/40	7	13	2,0	300,0	20	6,0	900,0	60	0,14	30
IH30832001/40	8	14	2,0	300,0	20	6,0	900,0	60	0,15	35
IH30832002/40	10	17	2,0	300,0	20	6,0	900,0	60	0,21	40
IH30832003/40	13	20	2,0	300,0	20	6,0	900,0	60	0,26	55
IH30832004/40	16	23	2,0	300,0	20	6,0	900,0	60	0,31	65
IH30832005/40	19	28	2,0	300,0	20	6,0	900,0	60	0,47	80
IH30832006/40	25	36	2,0	300,0	20	6,0	900,0	60	0,74	100
OILPRESS N/L 30										
IH30832031/40	6	14	3,0	450,0	30	9,0	1350,0	90	0,18	25
IH30832032/40	8	16	3,0	450,0	30	9,0	1350,0	90	0,21	30
IH30832038/40	9	17	3,0	450,0	30	9,0	1350,0	90	0,24	35
IH30832033/40	10	18	3,0	450,0	30	9,0	1350,0	90	0,25	40
IH30832034/40	13	23	3,0	450,0	30	9,0	1350,0	90	0,40	55
IH30832035/40	16	27	3,0	450,0	30	9,0	1350,0	90	0,47	65
IH30832036/40	19	30	3,0	450,0	30	9,0	1350,0	90	0,60	80
IH30832037/40	25	37	3,0	450,0	30	9,0	1350,0	90	0,83	100

RUBBER HOSE OILPRESS W.P. bar $R < 1 \text{ M}\Omega$ MADE IN ITALY - Parker ITR

OILCORD 30

Hose Construction

- Tube:** Smooth, black, oil and fuel resistant NBR rubber compound, suitable for petroleum products with aromatic content not exceeding 50 %
- Reinforcement:** Synthetic textile fabrics
- Cover:** Smooth, black, antistatic ($R < 1 \text{ M}\Omega/\text{m}$) oil, abrasion and weather resistant SBR/NBR rubber compound



Applications

Suitable for multi-purpose applications requiring the transfer of many types of fluids and for petroleum products with aromatic content not exceeding 50 %. The light-weight (L) construction is recommended for light-duty or personalised applications.

Temperature Range

-30 °C (-22 °F) to +100 °C (+212 °F),
with peaks up to +120 °C (+248 °F) for oil

Tolerances

RMA steel mandrel tolerances

On inside diameter:

≤ I.D. 38 mm: ± 0,79 mm

> I.D. 38 mm: ± 1,59 mm

On outside diameter:







± 1,59 mm

Length tolerance:

± 1 %

Note


Continuous working at max. working pressure and max. temperature, will considerably decrease hose life.

IHXXXXXXXXXX Part Number/ Standard Length m	 I.D. mm	 O.D. mm	 Working Pressure			 Burst Pressure			 Weight kg/m	 min. Bend Radius mm
			MPa	psi	bar	MPa	psi	bar		
IH36520010/40	32	45	3,0	450,0	30	9,0	1350,0	90	1,02	320
IH36520012/40	38	51	3,0	450,0	30	9,0	1350,0	90	1,19	380
IH36520017/40	40	55	3,0	450,0	30	9,0	1350,0	90	1,48	400
IH36520015/40	50	65	3,0	450,0	30	9,0	1350,0	90	1,78	500
IH36520018/40	60	77	3,0	450,0	30	9,0	1350,0	90	2,37	600

OILPLUS 30

Hose Construction

- Tube:** Smooth, black, oil and fuel resistant NBR rubber compound, suitable for petroleum products with aromatic content not exceeding 50 %
- Reinforcement:** Synthetic textile fabrics and embedded steel wire helix
- Cover:** Smooth, black, antistatic ($R < 1 \text{ M}\Omega/\text{m}$) oil, flame resistant, abrasion and weather resistant SBR/CR rubber compound



Applications

Suitable for multi-purpose applications requiring transfer of many types of fluids and for petroleum products with aromatic content not exceeding 50 %, high temperature petroleum and water, based hydraulic fluids, oil, air.

Temperature Range

-30 °C (-22 °F) to +100 °C (+212 °F),
with peaks up to +120 °C (+248 °F) for oil

Tolerances

RMA steel mandrel tolerances for inside diameters bigger than 25 mm

On inside diameter:

≤ I.D. 38 mm: ± 0,79 mm

> I.D. 38 mm: ± 1,59 mm

On outside diameter:







± 1,59 mm

Length tolerance:

± 1 %

Note

Continuous working at max. working pressure and max. temperature, will considerably decrease hose life.

IHXXXXXXXXXX Part Number/ Standard Length m	 I.D. mm	 O.D. mm	 Working Pressure			 Burst Pressure			 Weight kg/m	 min. Bend Radius mm
			MPa	psi	bar	MPa	psi	bar		
IH36533101/40	25	37	3,0	450,0	30	9,0	1350,0	90	0,90	150
IH36533102/40	32	44	3,0	450,0	30	9,0	1350,0	90	1,10	190
IH36533103/40	38	51	3,0	450,0	30	9,0	1350,0	90	1,38	230
IH36533104/40	40	53	3,0	450,0	30	9,0	1350,0	90	1,45	240
IH36533106/40	50	66	3,0	450,0	30	9,0	1350,0	90	2,07	300
IH36533107/40	60	76	3,0	450,0	30	9,0	1350,0	90	2,43	360
IH36533112/40	63,5	79	3,0	450,0	30	9,0	1350,0	90	2,64	380
IH36533110/40	75	93	3,0	450,0	30	9,0	1350,0	90	3,52	450
IH36533113/20	100	122	3,0	450,0	30	9,0	1350,0	90	5,94	600
IH36533114/20	125	147	3,0	450,0	30	9,0	1350,0	90	7,25	750
IH36533115/15	150	176	3,0	450,0	30	9,0	1350,0	90	9,51	900

RUBBER MULTIUSE OILPLUS 30 bar R<1MΩ MADE IN ITALY Parker ITR



aerospace
climate control
electromechanical
filtration
fluid & gas handling
hydraulics
pneumatics
process control
sealing & shielding



Couplings



ENGINEERING YOUR SUCCESS.

Flanges



Food and beverage couplings



„Perrot“ standard couplings



Cam and groove couplings



Steam couplings



Tank vehicle adaptors



Safety clamps



Nipples



Claw couplings



Clamps



Details about Industrial Hose Couplings, please find in our catalogue CAT/4401.1/UK.

Parker's Motion & Control Technologies

At Parker, we're guided by a relentless drive to help our customers become more productive and achieve higher levels of profitability by engineering the best systems for their requirements. It means looking at customer applications from many angles to find new ways to create value. Whatever the motion and control technology need, Parker has the experience, breadth of product and global reach to consistently deliver. No company knows more about motion and control technology than Parker. For further information call free on 00800 27 27 5374.



AEROSPACE

Key Markets

- Aircraft engines
- Business & general aviation
- Commercial transports
- Land-based weapons systems
- Military aircraft
- Missiles & launch vehicles
- Regional transports
- Unmanned aerial vehicles

Key Products

- Flight control systems & components
- Fluid conveyance systems
- Fluid metering delivery & atomization devices
- Fuel systems & components
- Hydraulic systems & components
- Inert nitrogen generating systems
- Pneumatic systems & components
- Wheels & brakes



HYDRAULICS

Key Markets

- Aerospace
- Aerial lift
- Agriculture
- Construction machinery
- Forestry
- Industrial machinery
- Mining
- Oil & gas
- Power generation & energy
- Truck hydraulics

Key Products

- Diagnostic equipment
- Hydraulic cylinders & accumulators
- Hydraulic motors & pumps
- Hydraulic systems
- Hydraulic valves & controls
- Power take-offs
- Rubber & thermoplastic hose & couplings
- Tube fittings & adapters
- Quick disconnects



CLIMATE CONTROL

Key Markets

- Agriculture
- Air conditioning
- Food, beverage & dairy
- Life sciences & medical
- Precision cooling
- Processing
- Transportation

Key Products

- CO² controls
- Electronic controllers
- Filter driers
- Hand shut-off valves
- Hose & fittings
- Pressure regulating valves
- Refrigerant distributors
- Safety relief valves
- Solenoid valves
- Thermostatic expansion valves



PNEUMATICS

Key Markets

- Aerospace
- Conveyor & material handling
- Factory automation
- Life science & medical
- Machine tools
- Packaging machinery
- Transportation & automotive

Key Products

- Air preparation
- Brass fittings & valves
- Manifolds
- Pneumatic accessories
- Pneumatic actuators & grippers
- Pneumatic valves & controls
- Quick disconnects
- Rotary actuators
- Rubber & thermoplastic hose & couplings
- Structural extrusions
- Thermoplastic tubing & fittings
- Vacuum generators, cups & sensors





PROCESS CONTROL

Key Markets

- Chemical & refining
- Food, beverage & dairy
- Medical & dental
- Microelectronics
- Oil & gas
- Power generation

Key Products

- Analytical sample conditioning products & systems
- Fluoropolymer chemical delivery fittings, valves & pumps
- High purity gas delivery fittings, valves & regulators
- Instrumentation fittings, valves & regulators
- Medium pressure fittings & valves
- Process control manifolds



ELECTROMECHANICAL

Key Markets

- Aerospace
- Factory automation
- Life science & medical
- Machine tools
- Packaging machinery
- Paper machinery
- Plastics machinery & converting
- Primary metals
- Semiconductor & electronics
- Textile
- Wire & cable

Key Products

- AC/DC drives & systems
- Electric actuators
- Controllers
- Gantry robots
- Gearheads
- Human machine interfaces
- Industrial PCs
- Inverters
- Linear motors, slides and stages
- Precision stages
- Stepper motors
- Servo motors, drives & controls
- Structural extrusions



FILTRATION

Key Markets

- Food & beverage
- Industrial machinery
- Life sciences
- Marine
- Mobile equipment
- Oil & gas
- Power generation
- Process
- Transportation

Key Products

- Analytical gas generators
- Compressed air & gas filters
- Condition monitoring
- Engine air, fuel & oil filtration & systems
- Hydraulic, lubrication & coolant filters
- Process, chemical, water & microfiltration filters
- Nitrogen, hydrogen & zero air generators



SEALING & SHIELDING

Key Markets

- Aerospace
- Chemical processing
- Consumer
- Energy, oil & gas
- Fluid power
- General industrial
- Information technology
- Life sciences
- Military
- Semiconductor
- Telecommunications
- Transportation

Key Products

- Dynamic seals
- Elastomeric o-rings
- EMI shielding
- Extruded & precision-cut, fabricated elastomeric seals
- Homogeneous & inserted elastomeric shapes
- High temperature metal seals
- Metal & plastic retained composite seals
- Thermal management



FLUID & GAS HANDLING

Key Markets

- Aerospace
- Agriculture
- Bulk chemical handling
- Construction machinery
- Food & beverage
- Fuel & gas delivery
- Industrial machinery
- Mobile
- Oil & gas
- Transportation
- Welding

Key Products

- Brass fittings & valves
- Diagnostic equipment
- Fluid conveyance systems
- Industrial hose
- PTFE & PFA hose, tubing & plastic fittings
- Rubber & thermoplastic hose & couplings
- Tube fittings & adapters
- Quick disconnects

ENGINEERING YOUR SUCCESS.

Parker Worldwide

AE – UAE, Dubai
Tel: +971 4 8127100
parker.me@parker.com

AR – Argentina, Buenos Aires
Tel: +54 3327 44 4129

AT – Austria, Wiener Neustadt
Tel: +43 (0)2622 23501-0
parker.austria@parker.com

AT – Eastern Europe, Wiener Neustadt
Tel: +43 (0)2622 23501 900
parker.easteurope@parker.com

AU – Australia, Castle Hill
Tel: +61 (0)2-9634 7777

AZ – Azerbaijan, Baku
Tel: +994 50 2233 458
parker.azerbaijan@parker.com

BE/LU – Belgium, Nivelles
Tel: +32 (0)67 280 900
parker.belgium@parker.com

BR – Brazil, Cachoeirinha RS
Tel: +55 51 3470 9144

BY – Belarus, Minsk
Tel: +375 17 209 9399
parker.belarus@parker.com

CA – Canada, Milton, Ontario
Tel: +1 905 693 3000

CH – Switzerland, Etoy
Tel: +41 (0) 21 821 02 30
parker.switzerland@parker.com

CL – Chile, Santiago
Tel: +56 2 623 1216

CN – China, Shanghai
Tel: +86 21 2899 5000

CZ – Czech Republic, Klecany
Tel: +420 284 083 111
parker.czechrepublic@parker.com

DE – Germany, Kaarst
Tel: +49 (0)2131 4016 0
parker.germany@parker.com

DK – Denmark, Ballerup
Tel: +45 43 56 04 00
parker.denmark@parker.com

ES – Spain, Madrid
Tel: +34 902 330 001
parker.spain@parker.com

FI – Finland, Vantaa
Tel: +358 (0)20 753 2500
parker.finland@parker.com

FR – France, Contamine s/Arve
Tel: +33 (0)4 50 25 80 25
parker.france@parker.com

GR – Greece, Athens
Tel: +30 210 933 6450
parker.greece@parker.com

HK – Hong Kong
Tel: +852 2428 8008

HU – Hungary, Budapest
Tel: +36 1 220 4155
parker.hungary@parker.com

IE – Ireland, Dublin
Tel: +353 (0)1 466 6370
parker.ireland@parker.com

IN – India, Mumbai
Tel: +91 22 6513 7081-85

IT – Italy, Corsico (MI)
Tel: +39 02 45 19 21
parker.italy@parker.com

JP – Japan, Tokyo
Tel: +(81) 3 6408 3901

KR – South Korea, Seoul
Tel: +82 2 559 0400

KZ – Kazakhstan, Almaty
Tel: +7 7272 505 800
parker.easteurope@parker.com

LV – Latvia, Riga
Tel: +371 6 745 2601
parker.latvia@parker.com

MX – Mexico, Apodaca
Tel: +52 81 8156 6000

MY – Malaysia, Shah Alam
Tel: +60 3 7849 0800

NL – The Netherlands, Oldenzaal
Tel: +31 (0)541 585 000
parker.nl@parker.com

NO – Norway, Ski
Tel: +47 64 91 10 00
parker.norway@parker.com

NZ – New Zealand, Mt Wellington
Tel: +64 9 574 1744

PL – Poland, Warsaw
Tel: +48 (0)22 573 24 00
parker.poland@parker.com

PT – Portugal, Leca da Palmeira
Tel: +351 22 999 7360
parker.portugal@parker.com

RO – Romania, Bucharest
Tel: +40 21 252 1382
parker.romania@parker.com

RU – Russia, Moscow
Tel: +7 495 645-2156
parker.russia@parker.com

SE – Sweden, Spånga
Tel: +46 (0)8 59 79 50 00
parker.sweden@parker.com

SG – Singapore
Tel: +65 6887 6300

SK – Slovakia, Banská Bystrica
Tel: +421 484 162 252
parker.slovakia@parker.com

SL – Slovenia, Novo Mesto
Tel: +386 7 337 6650
parker.slovenia@parker.com

TH – Thailand, Bangkok
Tel: +662 717 8140

TR – Turkey, Istanbul
Tel: +90 216 4997081
parker.turkey@parker.com

TW – Taiwan, Taipei
Tel: +886 2 2298 8987

UA – Ukraine, Kiev
Tel: +380 44 494 2731
parker.ukraine@parker.com

UK – United Kingdom, Warwick
Tel: +44 (0)1926 317 878
parker.uk@parker.com

US – USA, Cleveland
Tel: +1 216 896 3000

VE – Venezuela, Caracas
Tel: +58 212 238 5422

ZA – South Africa, Kempton Park
Tel: +27 (0)11 961 0700
parker.southafrica@parker.com

European Product Information Centre
Free phone: 00 800 27 27 5374
(from AT, BE, CH, CZ, DE, DK, EE, ES, FI, FR, IE, IL, IS, IT, LU, MT, NL, NO, PL, PT, RU, SE, UK, ZA)

Parker Hannifin Ltd.
Tachbrook Park Drive
Tachbrook Park, Warwick CV34 6TU
United Kingdom
Tel.: +44 (0) 1926 317 878
Fax: +44 (0) 1926 317 855
www.parker.com

